



華潤燃氣控股有限公司 China Resources Gas Group Limited

(於百慕達註冊成立之有限公司)
(Incorporated in Bermuda with limited liability)

股份代號 stock code : 1193

2020 年報 Annual Report



學標杆 保發展 Bench-marking and ensuring development





公司簡介 Corporate Profile

華潤集團於中國的城市燃氣分銷旗艦

華潤燃氣控股有限公司（「華潤燃氣」）主要由中國最大的國有企業集團之一的華潤（集團）有限公司擁有。作為中國領先的燃氣公用事業集團，華潤燃氣主要從事下游城市燃氣分銷業務，包括管道天然氣分銷及天然氣加氣站業務及燃氣器具銷售。華潤燃氣的業務策略性地分佈於全國各地，主要位於經濟較發達和人口密集的地區以及天然氣儲量豐富的地區。

憑藉良好的行業基礎及本集團的執行能力，華潤燃氣於二零二零年繼續通過內涵式增長及收購實現快速擴張。於二零二零年末，華潤燃氣的城市燃氣項目總共達257個，分佈於中國22個省份，其中包括14個省會城市及3個直轄市，年燃氣總銷量達約290億立方米及客戶數達4,184萬戶。

能源結構優化和環境污染治理將推動中國天然氣消費持續增長。中國政府近年來採取多項措施提倡對污染較少的能源資源的發展及使用。同煤炭及原油等傳統能源資源相比，天然氣產業符合國家創新、協調、綠色、開放、共享的核心發展理念，國家在「十四·五」規劃和2035年遠景目標綱要草案中再次強調推動綠色低碳發展，加強生態文明建設，天然氣的推廣及應用對保護生態環境、促進綠色轉型具有重要作用。

中國仍是全球天然氣發展最重要區域，中國天然氣市場仍處於重要發展期，華潤燃氣將會充分利用有利經營環境，透過內涵及外延式增長持續擴張、在追求卓越表現的同時努力提升其經營效率、提供安全可靠的清潔能源供應並向客戶提供體貼、周到及高效的服務，向股東提供不斷增長且可持續的業績表現，為僱員創造廣泛且專業的個人發展機會，為中國及世界的環境保護及改善做出貢獻，成為中國燃氣行業最受尊敬的領導者。

THE PRC CITY GAS DISTRIBUTION FLAGSHIP OF CHINA RESOURCES GROUP

China Resources Gas Group Limited ("CR Gas"), substantially owned by China Resources (Holdings) Company Limited, one of the largest state-owned conglomerates in China, is a leading gas utilities group in China, which is principally engaged in downstream city gas distribution business including piped natural gas distribution, natural gas filling stations operation and sales of gas appliances. Its operations are strategically located in areas of China, which are economically more developed and densely populated and areas with rich reserves of natural gas.

Leveraging on the excellent industry fundamentals and the Group's execution competency, CR Gas continues to expand rapidly in 2020 via organic and acquisition growths. At the end of 2020, CR Gas's portfolio consisted of 257 city gas projects in 22 provinces of China including 14 provincial capitals and 3 direct administrative municipalities with an annual gross gas sales volume of some 29.0 billion cubic meters and 41.84 million customers.

The optimization of energy structure and environmental pollution control will promote the sustainable growth of natural gas consumption in China. The PRC government has, in recent years, taken various measures to promote the development and utilization of less polluting energy sources. The natural gas industry is in sync with the core development idea of innovation, harmony, green, open and sharing as compared with conventional energy resources such as coal and crude oil. In "The 14th Five-Year Plan" and the draft of "Long-Range Objectives through the Year 2035", the state once again emphasized that the promotion of green and low-carbon development, the enhancement of the construction of ecological civilization and the promotion and application of natural gas played an important role in protecting the ecological environment and promoting the transition to green development.

The natural gas market in China is still in the important development period, as China remains the most important region in the global rise of natural gas development. CR Gas is well placed to take advantage of such a favorable operating environment and to become the most respectable leader in the PRC's gas industry by continuously expanding through organic and external growths; diligently enhancing its operational efficiency in pursue of excellence; delivering a safe and reliable supply of clean energy as well as the caring, competent and efficient service to our customers; offering growing and sustainable performance to shareholders; creating extensive professional and personal development opportunities to employees; and contributing to the protection and improvement of the Chinese and global environment.

22

省份
Provinces

14

省會城市
Provincial
Capitals

75

地級市
Prefecture-level
Cities

257

華潤燃氣之城市燃氣項目
CR Gas City Gas Projects

29,024

年銷氣量 (百萬 立方米)
Annual Gas Sales Volume
(Million m³)

4,184

燃氣用戶 (萬戶)
Number of Customers
(Ten Thousand)

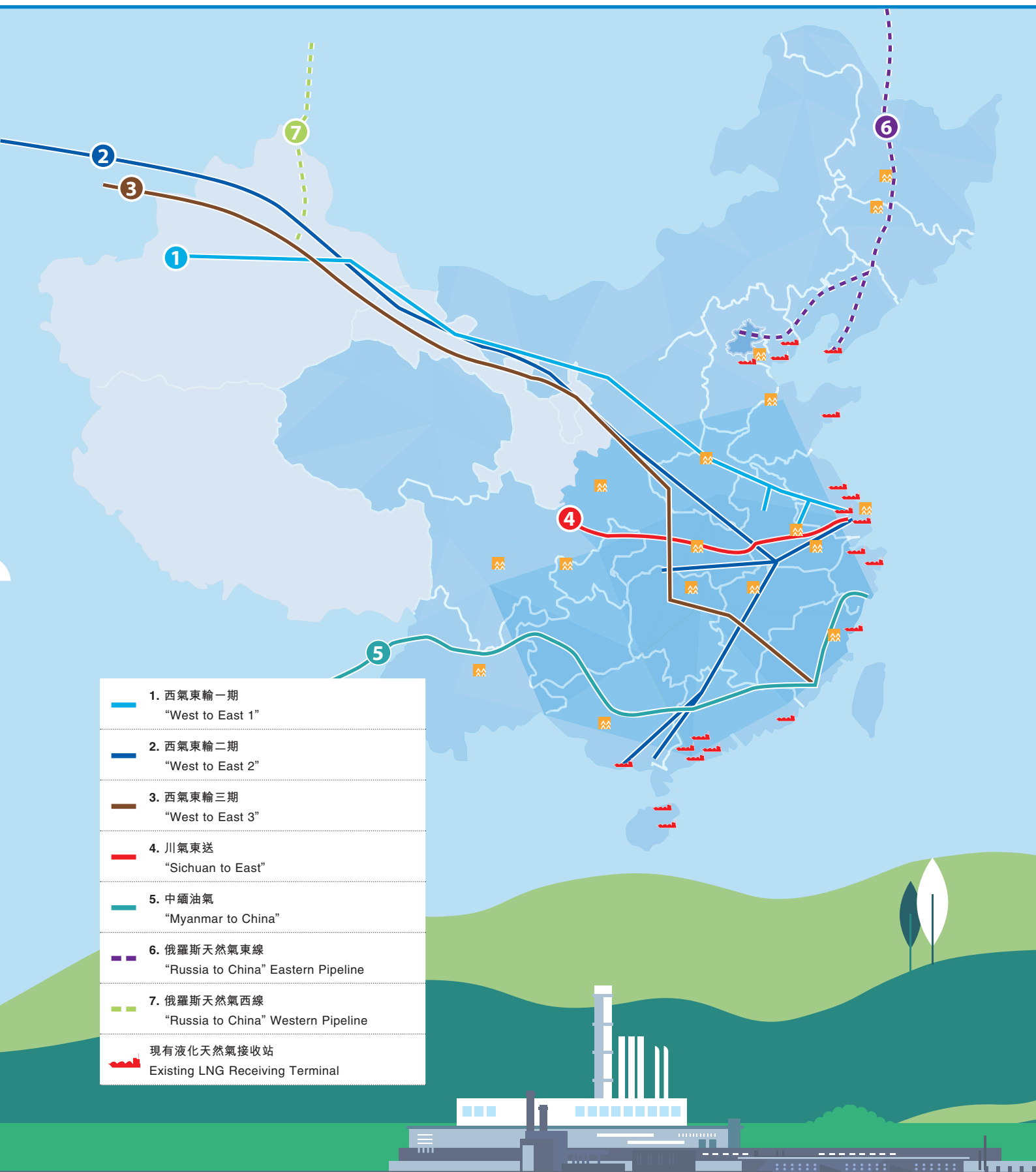
294

總接駁覆蓋人口 (百萬)
Total Connectable
Population (Million)

3

直轄市 (重慶、上海、天津)
Municipalities
(Chongqing, Shanghai,
Tianjin)

華潤燃氣事業版圖 Pan-China Footprint of CR Gas





目錄 Contents

主席報告	2	Chairman's Statement
總裁報告	14	Report from the Chief Executive Officer
財務及業務摘要	24	Financial & Operational Highlights
管理層討論及分析	27	Management Discussion and Analysis
董事及高級管理人員履歷	33	Biographical Details of Directors and Senior Management
企業管治報告	46	Corporate Governance Report
董事會報告	65	Directors' Report
獨立核數師報告	87	Independent Auditor's Report
綜合損益及其他全面收益表	97	Consolidated Statement of Profit or Loss and Other Comprehensive Income
綜合財務狀況表	99	Consolidated Statement of Financial Position
綜合權益變動表	101	Consolidated Statement of Changes in Equity
綜合現金流量表	103	Consolidated Statement of Cash Flows
綜合財務報表附註	106	Notes to the Consolidated Financial Statements
財務概要	266	Financial Summary
公司資料	267	Corporate Information



主席報告 Chairman's Statement



全年業績

二零二零年新冠肺炎疫情全球蔓延對世界經濟發展產生了重大影響，受益於中國政府行之有效的疫情防控措施，中國經濟在二季度開始重啟，各行業復工復產進程加快，疊加中央和地方以及企業多重活躍市場、拉動消費的刺激政策，全年GDP錄得2.3%的增長，成為全球主要經濟體中唯一實現正增長的國家。二零二零年是國家「十三·五」規劃收官之年，亦是政府打贏三大「攻堅戰」的收官之年，中國政府依然保持堅決的態度應對環境治理，各級政府出台多項政策推動清潔能源在能源消費結構中佔比的提升，中國能源消費的發展趨勢為本集團之清潔能源銷售業務及綜合服務業務帶來長久的增長動力。

ANNUAL RESULTS

In 2020, the spread of COVID-19 pandemic worldwide had a significant impact over the world's economic development. Benefiting from the effective prevention and control measures implemented by the Chinese government, China's economy picked up its pace of development in the second quarter, accelerating the process of resumption of work and production in various industries. With stimulus policies of the central and local governments as well as enterprises to activate the markets through multiple ways and stimulate consumption, the annual GDP recorded a growth of 2.3%, making China the only country among the world's major economies to achieve positive growth. The year 2020 marked the conclusion of China's "13th Five-Year Plan" and it was also the final year for the government to win the "Three Critical Battles against Major Risks, Poverty and Pollution". The Chinese government remained unwaveringly in its attitude in dealing with environmental governance, and governments at all levels have introduced a number of policies to promote the increase of proportion of clean energy in the energy consumption structure. The development trend of China's energy consumption has brought long-term growth momentum to the Group's clean energy sales business and integrated service business.

本集團將透過持續性的內涵增長及高質量外延式擴張，繼續穩健的發展，同時積極探討燃氣價值鏈及客戶所能帶來的業務商機。

The Group will expand steadily via sustainable organic growth and quality external acquisitions while at the same time proactively exploring new opportunities arising from its gas value chain and customer base.



年內，本集團嚴格落實各級政府的疫情防
控政策，積極參與抗擊疫情工作，提出「保
客服、保運營、保發展、優先做好防疫工
作」的抗疫工作方針，參與了武漢雷神山醫
院，方艙醫院等重大抗疫工程建設工作，
疫情期間，本集團未出現一起停氣事件，
未發生一起安全事故，得到各級政府和媒
體的認可，樹立了良好的社會形象。本集
團秉承追求卓越的進取精神，積極對沖疫
情帶來的負面影響，全年天然氣銷氣量
290.24億方，同比增長3.62%，本集團致
力於提升營運效率，優化採購氣源結構，
推動大型城市燃氣項目併購落地，全年實
現本集團擁有人應佔溢利51.51億港元，同
比增長2.14%。擬派末期股息78港仙，全
年擬派股息93港仙，較2019年87港仙提高
6.90%，派息率40.26%。

During the year, the Group stringently implemented the pandemic prevention and control policies of governments at all levels, actively participated in the fight against the pandemic, put forward the anti-pandemic work policy of “guarantee customer service, ensure operation, ensure development and prioritize pandemic prevention work”, and participated in the construction of major anti-pandemic projects such as Wuhan Leishenshan Hospital and mobile cabin hospitals. During the pandemic, the Group did not experience any suspension of gas supply or a safety accident. It has been recognized by governments at all levels as well as media and has established a good social image. Upholding the belief of “pursuing for excellence”, the Group took the initiative to tackle with the negative impact brought about by the pandemic. The annual natural gas sales volume reached 29.024 billion cubic meters, representing a year-on-year increase of 3.62%. The Group is committed to improving operating efficiency, optimizing the structure of gas sources, and promoting the mergers and acquisitions of large-scale city gas projects. The profit attributable to the owners of the Group was HK\$5.151 billion, representing a year-on-year increase of 2.14%. The proposed final dividend was 78 HK cents per share, bringing a total dividend of 93 HK cents per share for the year, representing an increase of 6.90% from 87 HK cents in 2019, with a dividend payout ratio of 40.26%.

天然氣銷售

二零二零年，政府繼續加大環境治理力度，推動天然氣作為清潔能源替代重點區域民用、採暖、工業等領域的煤炭使用。中國天然氣市場化改革繼續深化，本集團抓住中國天然氣市場變革機遇，準確把握國內外LNG價格走勢，於十一月，首次爭取到接收站窗口期，開展了首艘6.40萬噸的國際LNG自主採購，有效緩解了供暖季LNG市場價格上漲帶來的經營壓力。通過合理配置境內外LNG資源，優化氣源採購結構。

年內，本集團共銷售290.24億立方米天然氣，其中工業銷氣量錄得148.66億立方米，增長6.41%，佔本集團銷氣量的51.22%；商業銷氣量錄得58.00億立方米，下跌5.38%，佔本集團銷氣量的19.98%；而居民銷氣量則增長10.66%至69.88億立方米，佔本集團銷氣量的24.08%。

新用戶開發

中國正處於全面建設小康社會的關鍵階段，2020年全國常住人口城鎮化比率超過60%，政府目標在「十四·五」期間，城鎮化比率將提高至65%。城鎮化加快的同時，政府也更加注重重大戰略區域、中心城市和城市群的建設，中心城市將會迎來持續的版圖擴張和更多的人口流入。受益於本集團佔有較多的大型城市燃氣項目，且多數項目分布於京津冀區域、長三角區域、成渝雙城經濟區，粵港澳大灣區等國家重大戰略區域，本集團相信，未來將擁有較大的新用戶市場開發空間。

SALE OF NATURAL GAS

In 2020, the government continued to intensify its efforts in environmental governance in a bid to promote natural gas as a clean energy source to replace coal in key areas for civil, heating, and industrial usage. With the reform of China's natural gas market being further facilitated, the Group seized opportunities arising from the reform of China's natural gas market, and accurately grasped international and domestic LNG price trends. In November, the Group won the window period for receiving terminals for the first time, and carried out the first independent procurement of 64,000 tons international LNG, which effectively alleviated the operating pressure brought along by the rising LNG market price during the heating season. By rationally allocating domestic and overseas LNG resources, the Group optimized the gas source procurement structure.

During the year, the Group sold 29.024 billion cubic meters of natural gas, of which industrial gas sales recorded 14.866 billion cubic meters, an increase of 6.41%, accounting for 51.22% of the Group's gas sales; commercial gas sales recorded 5.800 billion cubic meters, a decrease of 5.38%, accounting for 19.98% of the Group's gas sales, and residential gas sales increased by 10.66% to 6.988 billion cubic meters, accounting for 24.08% of the Group's gas sales.

DEVELOPMENT OF NEW USERS

China is at a critical stage of building a well-off society in an all-round way. By 2020, the urbanization rate of the national permanent population will exceed 60%. The government aims to increase the urbanization rate to 65% during the "14th Five-Year Plan" period. While urbanization is accelerating, the government is also paying more attention to the construction of major strategic regions, central cities and urban agglomerations. Central cities will experience continuous geographic expansion and more inflows of population. Benefiting from the relatively high proportion of the Group's large-scale city gas projects, most of which are located in the Beijing-Tianjin-Hebei region, the Yangtze River Delta region, the Chengdu-Chongqing Two Cities Economic Zone, the Guangdong-Hong Kong-Macao Greater Bay Area and other national major strategic regions, the Group believes that in the future it will have a large room for market development in terms of new users.

本集團持續聚焦城市燃氣項目的新用戶開發，亦大力協助地方政府開展污染防治工作，持續開發工商業煤改氣用戶，審慎開發項目周邊農村煤改氣用戶，通過散煤替代實現能源結構優化。年內，本集團新開發工商業用戶4.19萬戶，新開發居民用戶305.26萬戶，其中：新房接駁用戶234.79萬戶，舊房接駁用戶54.07萬戶，農村煤改氣用戶16.40萬戶。

受益於本集團持續的收併購及下屬項目公司持續努力擴展經營區域，年內，可接駁用戶規模增速高過新用戶開發增速，截止二零二零年末，本集團在中國運營的城市燃氣項目平均氣化率由二零一九年末的53.00%下降至52.40%。

新項目拓展

本集團持續關注城市燃氣核心業務發展，憑藉強大的市場開拓能力、良好的企業品牌形象以及卓越的運營能力，二零二零年共完成28個項目註冊，同時，本集團及下屬公司新簽約32個項目，新簽約項目預計帶來銷氣量8.83億方／年，新增用戶數66.31萬戶，新拓展經營面積1.82萬平方公里。新註冊和簽約的項目涵蓋城市燃氣、綜合能源、充電樁和加氫站等業務領域。

年內，本集團成功註冊寧波項目。寧波是浙江省副省級市、計劃單列市、長江三角洲南翼經濟中心和化學工業基地。2019年全年寧波市實現地區生產總值11,985.10億元，位列中國第12名。2020年寧波項目擁有管道天然氣用戶77萬戶，瓶裝氣天然氣用戶51萬戶，銷氣量8.9億立方米／年，營業額達到22.50億人民幣，淨利潤1.70億人民幣。

截至二零二零年十二月三十一日，集團層面註冊城市燃氣項目數已經達到257個，遍布全國22個省、3個直轄市、75個地級市。不斷擴大的經營區域及項目優越的地理位置，為本集團核心業務的持續快速增長奠定了堅實基礎。

The Group continued to focus on the development of new users for city gas projects, also vigorously assisted local governments in pollution prevention and control, continued to develop industrial and commercial "coal-to-gas conversion" users, prudently developed rural "coal-to-gas conversion" users surrounding the project, and optimized the energy structure through the replacement of bulk coal. The Group had 41,900 new industrial and commercial users and 3.0526 million new residential users connected during the year, including the connection to 2,347,900 new houses users, 540,700 old houses users and 164,000 rural "coal-to-gas conversion" users.

Thanks to the constant acquisition and merger by the Group and expansion of more operation areas by the project companies of the Group, during the year, the growth rate in the number of connectable users outpaced the number of newly connected users. As of the end of 2020, the average gas penetration rate of city gas projects operated by the Group in China decreased from 53.00% at the end of 2019 to 52.40%.

EXPANSION OF NEW PROJECTS

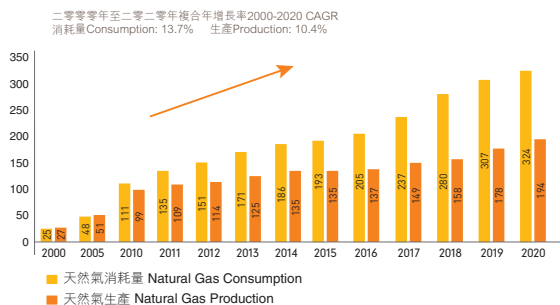
The Group continued to focus on its core business of city gas operation leveraging on its strong market development capabilities, reputable corporate brand image and outstanding operation capabilities. In 2020, a total of 28 project registrations were completed. Meanwhile, the Group and its subsidiaries had 32 new contracted projects. The new contracted projects are expected to bring in 883 million cubic meters of gas sales per year. The number of new users was 663,100, and the newly expanded business area was 18,200 square kilometers. The newly registered and contracted projects cover business areas such as city gas, integrated energy, charging posts and hydrogen refueling stations.

During the year, the Group successfully registered the Ningbo project. Ningbo is a sub-provincial city in Zhejiang Province, which is planned as a separate provincial city, an economic center, and a chemical industry base in the southern wing of the Yangtze River Delta. In 2019, Ningbo achieved a regional GDP of RMB1,198.51 billion, ranking 12th in China. In 2020, the Ningbo Project has 770,000 pipeline natural gas users and 510,000 bottled natural gas users, with gas sales volume of 890 million cubic meters per annum, a turnover of RMB2.25 billion and a net profit of RMB170 million.

As of 31st December 2020, the number of registered city gas projects at the Group level reached 257, spanning across 22 provinces, 3 direct administrative municipalities and 75 prefecture-level cities. The ever expanding operational regions and prime geographic locations where the projects are located have laid a solid foundation for the sustained and rapid growth of the Group's core business.

天然氣的持續發展
Sustainable Growth of Natural Gas

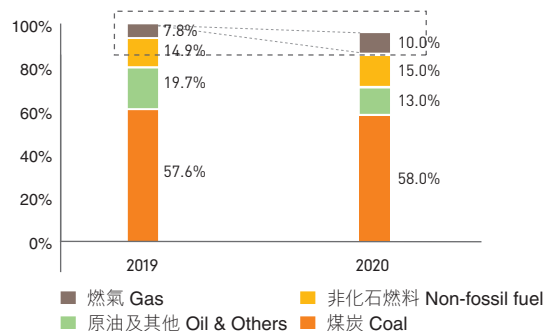
十億立方米
BCM



資料來源：二零二零年（國家發改委、國家統計局）
Source: 2020 (NDRC, NBS)

積極發展更加清潔的能源
Strong Commitment to Cleaner Energy

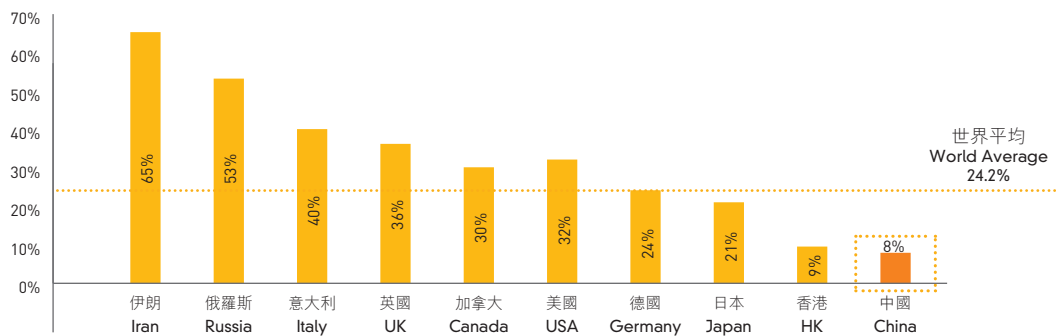
佔總能源消耗量比例
As of Total Energy Consumption



資料來源：（國家發改委：能源發展「十三五」規劃）；BP世界能源統計（二零二零年六月）
Source: (NDRC: Energy Development "13th Five-Year" Plan); BP Statistical Review of World Energy June 2020

天然氣的持續發展
Sustainable Growth of Natural Gas

天然氣佔一次性能源總消耗量比例
Natural Gas Share of Total Primary Energy Consumption



資料來源：BP世界能源統計（二零二零年六月）
Source: BP Statistical Review of World Energy June 2020

新業務發展

二零二零年，本集團把握國家發展及行業變革機遇，依託政策支持及自身龐大的市場和客戶資源優勢，持續開發能源供應新業務，滿足客戶多元化的用能需求。

年內，穩步推進分布式能源業務拓展，新簽約14個項目，預計總投資額約2.95億港元，累計項目數量達到46個。

伴隨着新能源汽車行業的快速發展，本集團在充電站領域持續發力，年內，新投運充電站38座，累計投運充電站107座，全年售電較同期增長30.80%至1.68億度。

本集團加強在氫能源終端銷售市場的開拓與探索，年內，新投運加氫站2座，累計批准建設及投運加氫站9座，分布於濰坊、襄陽、無錫、白城、武漢、泰州。

近年，南方城市集中供暖需求日益強烈，以傳統的秦嶺淮河為界的南北方供暖已經不能滿足實際供暖需求，截止2020年底，本集團已累計小範圍試點投運18個居民採暖項目，折合氣量2,200萬立方米／年。

綜合服務業務

本集團依託城市燃氣業務規模優勢，加快發展綜合服務業務，深入用戶燃氣相關生活場景，加強客戶黏度，贏得客戶信賴，現有4,150.29萬戶居民用戶、2.50萬戶工業用戶、31.53萬戶商業用戶，作為綜合服務業務發展的基礎，整體市場前景廣闊。因此，本集團將深入挖掘用戶需求，著力提升產品質量，精心打造品質服務，以進一步提升綜合服務業務的競爭力。

DEVELOPMENT OF NEW BUSINESS

In 2020, the Group seized the opportunities brought by national development and industry reforms. Riding on the government supported policies and the advantage of its own huge market and existing customer base, the Group continued to develop new clean energy supply business to meet the diversified energy demand of customers.

During the year, the Group steadily promoted the development of distributed energy business, newly signed 14 projects, with an estimated total investment of approximately HK\$295 million, the cumulative number of projects reaching 46.

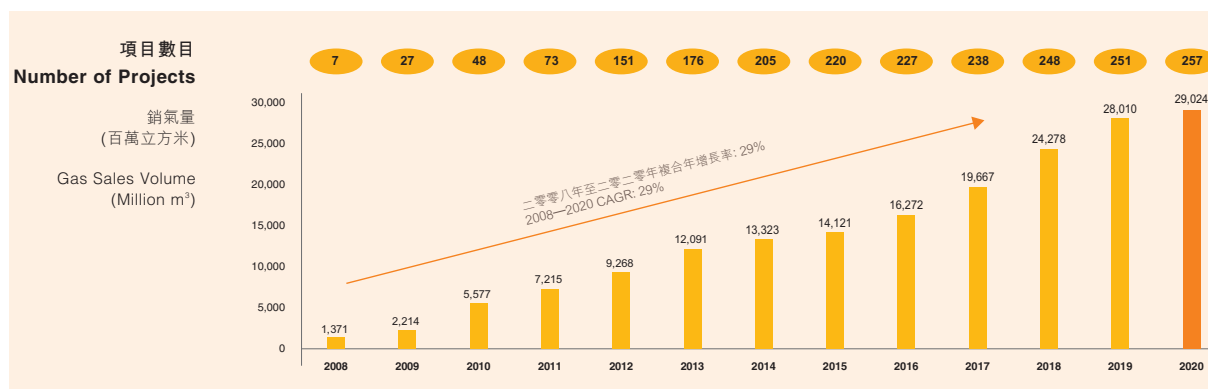
With the rapid development of the new energy automobile industry, the Group continued to attach great importance to the field of charging stations. During the year, 38 charging stations were newly put into operation, resulting in the total number of charging stations into operation amounting to 107. The net generation throughout the year increased by 30.80% to 168 million kWh as compared with the last year.

The Group reinforced the development and exploration of the hydrogen energy terminal sales market. During the year, 2 new hydrogen refueling stations were put into operation, bringing the total number of hydrogen refueling stations that had been approved for construction and operation to 9, spreading across Weifang, Xiangyang, Wuxi, Baicheng, Wuhan and Taizhou.

In recent years, the demand for central heating in southern cities has become increasingly strong. The traditional heating in the south and north with Qinling and Huaihe River as the boundary can no longer meet the actual heating demand. By the end of 2020, the Group has accumulatively put into operation 18 residential heating pilot projects on a small scale, equivalent to 22.00 million cubic meters per annum.

COMPREHENSIVE SERVICE BUSINESS

Relying on the scale advantages of city gas business, the Group accelerates the development of comprehensive service business, penetrates into the user gas-related life scenarios, strengthens customer loyalty, and gains customer trust. There are currently 41.5029 million residential users, 25,000 industrial users, and 315,300 commercial users, which constitutes the foundation for the development of comprehensive service business, and the overall market prospect is promising. Therefore, the Group will fully exploit user needs, focus on improving product quality, and diligently build quality services to further enhance the competitiveness of its comprehensive service business.



二零二零年，本集團通過完善綜合服務業務管控模式，滿足用戶日益增長的個性化、定制化需求的同時，創新綜合服務業務銷售渠道，施行「線上+線下」雙渠道銷售。年內，綜合服務業務整體收入總額達24.63億港元，同比增長22.44%，燃氣具、燃氣保險、個性化安裝等各項綜合服務業務均取得較好增長。本集團綜合服務業務滲透率仍處於低位，相信通過大力推廣，未來綜合服務業務將進入快速發展階段，成為本集團重要業務組成部分。

In 2020, through perfecting comprehensive service business management model, the Group met the increasing needs of users for personalization and customization. At the same time, the Group innovated its comprehensive service business sales channels and implemented “online + offline” dual-channel sales. During the year, the total revenue of comprehensive services reached HK\$2.463 billion, representing a year-on-year increase of 22.44%. Various comprehensive service businesses, such as gas appliances, gas insurance, and personalized installation achieved robust growth. The penetration rate of the Group's comprehensive service business is currently still at a low level. The Group believed that through vigorous promotion, the comprehensive service business will step into a stage of rapid development in the future and become an important part of the Group's business.



可持續發展

在企業快速發展過程中，本集團積極推進董事會公司管治的發展，構建並不斷完善董事會和管理層，權責分明、各司其職、有效制衡、科學決策，形成有效運轉的法人治理結構。本集團高度重視誠信合規經營，遵守法律法規、國際慣例和商業道德，堅持以公平誠信原則處理與員工、供應商、客戶、政府部門、合作夥伴以及競爭者等利益相關方的關係，以誠信贏得市場、贏得尊重，以合規經營提升本公司內在品質和價值。

本集團高度重視在環境、社會、管治(ESG)方面的管理，成立董事會領導下、集團各個部室共同參與的ESG工作小組，推動ESG可持續發展管理體系全面落實。憑藉全體員工的努力及有效的管理，2020年，本集團的溫室氣體排放總量同比下降20.2%，萬元人民幣營業收入可比價綜合能耗下降1%噸標煤，萬元人民幣增加值可比價綜合能耗下降0.5%噸標煤。年內，集團及旗下47家區域公司成功獲取了OHSAS18001或ISO45001國際認證，反映了本集團擁有國際水準的職業健康安全及環境管理體系，本集團將繼續推動集團旗下更多成員企業獲取上述國際認證。本集團格外重視員工及用戶生命健康安全，全年累計安全培訓總時長69.9萬小時。本集團亦繼續聘用了顧問公司為本集團的ESG管理體制、政策、數據披露、表現及實踐等各方面提供專業建議，致力將集團的ESG表現進一步提升。本集團相信這些舉措將會促進公司的可持續發展，並為構建更美好的生態環境作出貢獻。

SUSTAINABLE DEVELOPMENT

In the course of its rapid development, the Group proactively facilitated the development of the corporate governance of the Board. It built and constantly enhanced the role of the Board and the management, whereby each had defined terms of reference and responsibilities, executed effective check and balance and conducted rational decision-making, thus forming a corporate governance structure with high efficiency. The Group has always attached great importance to honesty & integrity management, and complied with laws and regulations, international practice and business ethics. It has also insisted that the relationship among staff, suppliers, customers, relevant authorities, partners, competitors and other interested parties shall be dealt with on an arm's length basis and in good faith, so as to gain the market share and win respect with integrity and to improve the Company's inherent qualities and value with compliance management.

The Group also attaches great importance to environmental, social, and governance (ESG) management, and has established an ESG working group under the leadership of the Board with the participation of all departments of the Group to promote the full implementation of the ESG sustainable development management system. With the efforts of all employees and effective management, in 2020, the Group's total greenhouse gas emission reduced by 20.2% year-on-year, and comprehensive energy consumption per RMB10,000 revenue (comparables) reduced by 1% in terms of tons of standard coal, and the comprehensive energy consumption per RMB10,000 value added (comparables) reduced by 0.5% in terms of tons of standard coal. During the year, the Group and 47 regional companies of the Group successfully obtained OHSAS18001 or ISO45001 international certifications, reflecting that the Group's occupational health and safety and environmental management systems meet the international standards. We will continue to promote more member companies of the Group to obtain the above-mentioned international certifications. The Group attached great importance to the life, health and safety of employees and users, and provided a total of 699,000 hours of safety training throughout the year. We also continued to engage consulting firms to provide professional advice on the Group's ESG management system, policies, data disclosure, performance and practice, and strive to further improve the Group's ESG performance. The Group believes that these measures in place will promote the Group's sustainable development and contribute to the construction of a better ecological environment.

主席報告

Chairman's Statement

二零二零年，本集團組織董事會成員及管理層進行了反貪腐和環保方面的培訓，自上而下深入強化學習廉政文化、增強環保意識。年內，本集團榮獲香港綠色企業大獎、2020超卓環保安全健康獎。年內，MSCI給予本集團BB的ESG評級，本集團將通過務實、可查的ESG優質管理舉措，獲得社會各界認可與肯定，將國家2030碳达峰和2060碳中和的雙目標，融於日常經營管理，落於實質業務發展。

In 2020, the Group organized members of the Board and management to conduct anti-corruption and environmental protection training by carrying out an in-depth study to strengthen the culture of integrity and awareness of environmental protection. During the year, the Group was awarded the “Hong Kong Green Award” and the “2020 Environmental, Health and Safety Award”. During the year, MSCI rated the Group an ESG rating of BB. The Group will obtain recognition and affirmation from all walks of life through pragmatic and accountable ESG quality management measures, integrating the national dual goals of “peak carbon dioxide emissions target by 2030 and reach carbon neutrality by 2060” into daily operational management to achieve substantive business development.



主要財務資料

二零二零年，本集團全力支持政府復工復產政策，惟年內上游天然氣價格下降，本集團及時疏導至終端用戶，因此本集團之營業額輕微下跌1.95%至558.64億港元。受益於氣源採購結構的優化，整體毛利率增長2個百分點至26.90%，整體毛利增長5.73%至150.27億港元。同時，本集團年內開展股票配售，增發0.90億股新股，股份總數增至23.14億股，每股基本盈利攤薄，全年每股基本盈利為2.31港元，下降0.43%。

本集團一直採取審慎的財務資源管理政策，將借貸及資本性開支控制在健康水平。二零二零年，本集團經營性現金流達到86.16億港元，同比增長0.17%。本集團有足夠的資金及可動用銀行信貸應付未來的資本性支出及營運需要。

誠信合規文化

本集團始終將誠信合規作為發展的基石，近年來相繼頒佈實施一系列管理辦法，包括《誠信合規管理辦法》、《誠信合規專員工作制度》及要求每位員工簽署《誠信合規宣言》。

企業管治

本集團透過標桿最佳企業管治常規，以及採納根據香港聯合交易所有限公司（「聯交所」）的企業管治守則（「守則」）而釐訂的企業管治手冊而提升其企業管治標準。企業管治報告載於本年報第46至64頁。

KEY FINANCIAL INFORMATION

In 2020, the Group fully supported the governmental policy regarding resuming work and production. However, the upstream natural gas price dropped during the year and the Group passed the price differences to end users in a timely manner, leading to the Group's turnover falling slightly by 1.95% to HK\$55.864 billion. Benefiting from the optimization of gas source procurement structure, the overall gross profit margin increased by 2 percentage points to 26.90%, and the overall gross profit increased by 5.73% to HK\$15.027 billion. Meanwhile, the Group launched a share placement during the year and issued 90 million new shares, increasing the total number of shares to 2.314 billion shares and diluting the basic earnings per share. The basic earnings per share for the year was HK\$2.31, down by 0.43%.

The Group has been adopting prudent financial resources management policies to keep borrowings and capital expenditure at a sound level. In 2020, the Group's operating cash flow achieved HK\$8.616 billion, representing a year-on-year increase of 0.17%. The Group has sufficient funds and available banking facilities to meet capital expenditures and operating requirements in the future.

HONESTY & INTEGRITY CULTURE

The Group always regards honesty & integrity as its foundation of development, and has issued and implemented a series of measures in recent years, including Regulation on Honesty & Integrity 《誠信合規管理辦法》 and Rules for Staff Responsible for Honesty & Integrity Culture 《誠信合規專員工作制度》 and requires every staff to sign the Honesty & Integrity Declaration 《誠信合規宣言》.

CORPORATE GOVERNANCE

The Group is committed to enhancing its standard of corporate governance by benchmarking with good corporate governance practices and has adopted a Corporate Governance Handbook based on the Corporate Governance Code (the "Code") issued by The Stock Exchange of Hong Kong Limited (the "Stock Exchange"). The Corporate Governance Report is set out on pages 46 to 64 of this annual report.

資本市場表現

二零零八年至二零二零年，本集團股價由3.4港元增長11.1倍至41.3港元，本集團市值則由30.8億港元增長30.0倍至954.5億港元。

二零零八年至二零二零年，本集團溢利由2.4億港元增長20.5倍至51.5億港元，營業額由29.9億港元增長17.7倍至558.6億港元，及總資產由37.1億港元增長24.3倍至938.7億港元。

根據彭博社報告，於二零二零年十二月三十一日，73份分析報告涉及到本集團。

基於集團持續穩健的增長及不斷提升的業績質量，穆迪、標準普爾和惠譽三大國際評級機構於二零二零年先後發佈報告，維持本集團信用評級至A3、A-和A-級。信用評級的提升體現本集團專注主業的發展戰略及優異的財務表現得到了市場的廣泛認可，將進一步降低潛在融資的財務成本，為本集團長期健康發展提供充足的財務資源。

發展展望

二零二零年，中國政府多次提出要把滿足國內需求作為經濟發展的出發點和落腳點，逐步形成以國內大循環為主體、國內國際雙循環相互促進的新發展格局。基於中國經濟的基本面穩定，經濟體制韌性強，這一新的發展格局的形成將成為未來中國經濟增長的主要推動力。年內，中國政府在第七十五屆聯合國大會上提出碳中和目標，並制定一系列政策推動中國碳中和達標，持續堅定的環境治理政策與減污降碳目標，對天然氣行業的發展中短期內有強力的推動作用。同時，伴隨着油氣行業市場化改革走向縱深，中國天然氣行業亦將迎來新的戰略機遇。

CAPITAL MARKET PERFORMANCE

From 2008 to 2020, the share price of the Group has increased by 11.1 times from HK\$3.4 to HK\$41.3 and its market capitalisation has increased by 30.0 times from HK\$3.08 billion to HK\$95.45 billion.

From 2008 to 2020, the profit of the Group increased by 20.5 times from HK\$240 million to HK\$5.15 billion, turnover increased by 17.7 times from HK\$2.99 billion to HK\$55.86 billion and total assets increased by 24.3 times from HK\$3.71 billion to HK\$93.87 billion.

Based on Bloomberg's report, as at 31st December, 2020, the Group was covered by 73 analyst reports.

Given the Group's sustained and steady development and continuous improvement in performance, Moody's, Standard & Poor's and Fitch Ratings, being three international rating agencies issued reports in 2020, respectively, maintaining the credit rating of the Group to A3, A- and A-. The upgrade in rating reflects the Group's development strategy of focusing on its core business and its excellent financial performance have been widely recognised by the market, which will further reduce the finance costs to be incurred by the Group in its potential financing activities, and provide sufficient financial resources for the long-term healthy development of CR Gas.

DEVELOPMENT PROSPECT

In 2020, the Chinese government reiterated to take domestic demand as the starting point and foothold of its economic development, gradually forming a new pattern of development, according to which domestic circulation would play a leading role while domestic and international dual circulations would complement one another. Based on the stable fundamentals of the Chinese economy and the strong resilience of the economic system, the formation of this new pattern of development will become the main driving force for China's economic growth in the future. During the year, the Chinese government put forward the carbon neutrality goal at the 75th session of the General Assembly of the United Nations, and formulated a series of policies to promote China's carbon neutrality standard. Its unwavering focus on environmental governance policies and pollution reduction and carbon reduction goals had a strong impetus on the development of the natural gas industry in the short to medium term. Meanwhile, with the deepening of the market-oriented reforms of the oil and gas industry, China's natural gas industry will also usher in new strategic opportunities.

二零二一年，國際社會全面控制新冠肺炎疫情仍有諸多挑戰，中國作為世界工廠的角色難以撼動，將繼續成為全球主要的工業生產地，帶動區域內能源消費的增長。同時，2021年為「十四·五」規劃開局之年，國務院「一號文件」的出台，表明中國政府將持續推動綠色發展，促進人與自然和諧共生，建立健全環境治理體系，天然氣的市場發展前景仍是明確可期待的。

展望二零二一年，本集團將緊抓行業發展機遇，積極配合各級政府綠色發展政策，實現城市燃氣核心業務持續快速增長，同時將圍繞產業鏈條延伸客戶價值，加大對分布式能源、充電樁、加氫站等新業務的拓展力度，推廣綜合業務，滿足客戶更多元化的能源及服務需求，不斷提升股東回報，促進本集團長久可持續發展。

致謝

本集團有賴各業務夥伴、客戶及股東的鼎力支持和全體員工努力不懈的竭誠服務以達致本集團的業務目標，本人謹代表董事會向彼等致以衷心謝意。

王傳棟
主席

香港，二零二一年三月二十六日

In 2021, a number of challenges remained in international community to contain the COVID-19 pandemic. China's invincible position as the world's factory will continue to become the world's major industrial production area, driving the growth of energy consumption in the region. Meanwhile, 2021 is the commencement year of the "14th Five-Year Plan" and the promulgation of "Central Government's No. 1 Document" indicated that the Chinese government will continue to promote green development, endorse the harmonious coexistence of man and nature, and establish a sound environmental governance system, whereby the prospect of market development of natural gas remains clear and promising.

Looking forward to 2021, the Group will seize opportunities arising from the development of industry as part of its efforts to align with the green development policies of governments at all levels, achieving a sustainable and robust growth in the core business of city gas projects. Meanwhile, it will reach towards customer value surrounding the industry chain by stepping up its efforts in new business expansion including distributed energy, charging posts and hydrogen refueling stations with a view to promoting integrated business, so as to meet customers' more diversified energy and service needs, continuously improve shareholder returns, thereby promoting the long-term sustainable development of the Group.

APPRECIATION


On behalf of the Board, I would like to take this opportunity to express our most sincere appreciation to our business partners, customers and shareholders for their unfailing support as well as all the Group's employees for their hard work and dedication in carrying out their duties and in achieving the Group's business goal.

WANG CHUANDONG
Chairman

Hong Kong, 26th March, 2021

總裁報告

Report from the Chief Executive Officer



經營業績

於截至二零二零年十二月三十一日止年度，本集團全力支持政府復工復產政策，及時傳導上下游調的天然氣價差至本集團終端用戶，因此本集團之營業額輕微下跌2.0%至558.6億港元。錄得本公司股本持有人應佔溢利51.5億港元，較去年同期增長2.1%。本公司的經營溢利增加3.7%至85.2億港元，及經營業務產生的現金由二零一九年的86.0億港元增至二零二零年的86.2億港元。

本集團的收入來自銷售及分銷氣體燃料及相關產品、燃氣接駁、銷售燃氣器具、設計與建設服務及加氣站，分別佔二零二零年收入的74.9%、17.9%、0.7%、1.2%及5.3%（二零一九年：分別為72.7%、18.8%、0.7%、1.2%及6.6%）。

燃氣總銷量由280.1億立方米增加3.6%至290.2億立方米。

OPERATING RESULTS

During the year ended 31st December, 2020, the Group earnestly supported the government's policy to resume operation and production, and passed the downward adjusted price differences in upstream natural gas over to the Group's end users in a timely manner. As a result, the Group's turnover fell slightly by 2.0% to HK\$55.86 billion and recorded profit attributable to the Company's equity holders of HK\$5.15 billion, representing an increase of 2.1% over the previous corresponding period. The operating profit of the Company increased by 3.7% to HK\$8.52 billion and the cash generated from operations increased from HK\$8.60 billion in 2019 to HK\$8.62 billion in 2020.

The revenue of the Group was derived from sales and distribution of gas fuel and related products, gas connection, sales of gas appliances, design and construction services and gas stations, which respectively accounted for 74.9%, 17.9%, 0.7%, 1.2% and 5.3% of the revenue for 2020 (2019: 72.7%, 18.8%, 0.7%, 1.2% and 6.6%, respectively).

Gross gas sales volume increased by 3.6% from 280.1 billion m³ to 290.2 billion m³.

管理團隊繼續提升營運效率以實現持續性內涵增長。

The management team continuously improves the operational efficiency of the Group to achieve sustainable organic growth.



本集團持續聚焦城市燃氣項目的新用戶開發，亦加大力度於舊房接駁的開發，因疫情原因上半年接駁工程施工條件嚴苛，工程進度受阻，下半年本集團全力加快接駁工程工期。二零二零年新接駁住宅用戶總數由二零一九年的327.6萬戶減少6.8%至305.3萬戶。

於二零二零年，本集團繼續進行新併購活動並為28個城市燃氣項目投資或支付43.0億港元。當中大部分項目由本集團全資或過半數擁有。此外，截至二零二零年十二月三十一日，本公司已宣佈或董事會已批准另外3個建議投資的城市燃氣分銷及相關項目，其建議投資額為6.3億港元，上述新投資合計49.3億港元。

While continuing to focus on the development of new users for city gas projects, the Group also put in more efforts in terms of the development of connections to old residential users, which was hindered due to the impact of the pandemic resulting in the severe condition of the construction of the connection in the first half of the year. The total number of newly connected residential users in 2020 decreased by 6.8% from 3.276 million in 2019 to 3.053 million.

In 2020, the Group continued to make new acquisitions and invested or paid HK\$4.30 billion in 28 city gas projects. Most of these projects are either wholly owned or majority owned by the Group. In addition, as at 31st December, 2020, the Company has announced or the Board has approved another 3 proposed city gas distribution and related projects with proposed investments of HK\$0.63 billion. The above new investments amounted to HK\$4.93 billion.

該等投資將讓本集團能進一步拓展其於中國的覆蓋範圍及足跡。本集團在該等省份擁有現有的城市燃氣業務，且在中國多個戰略性位置設有84個區域中心。根據地理位置劃分，該等投資的項目將由有關區域中心進行有效整合及管理。因此，本集團認為該等投資可與本集團現有燃氣業務產生協同效應，從而可擴闊本集團的收益基礎並提升及維持其盈利能力。

本集團亦對過往投資進行持續評估，此乃對作出日後投資決策至關重要。

精準學標桿

「學標桿」是一個將自身業務流程及績效指標與業內最佳實踐者進行比較的過程。本集團已在所有業務部門推行向最佳實踐者學標桿舉措。「學標桿」已開始在集團內成員公司間進行，並已拓展至與行業外部最佳實踐者對標。

推行「學標桿」是華潤燃氣實現增長方式由資源投入向效率提升這一根本轉變的必然選擇，也是華潤燃氣確保達成戰略目標，成為「中國第一、世界一流」燃氣企業的重要舉措。

內部及外部學標桿活動相結合將有助於各成員公司識別其現階段表現與其預期之間的最重要差距，從而就作出改變而制訂詳細計劃及嚴格的必要成本控制及表現基準，以在削減成本及提升表現的同時有效追蹤該詳細計劃的實施進度。所有成員公司不僅須與總部簽署「學標桿責任合同」，而且從過去38條學標桿指標優化成28項量化指標突出管理重點，使對標更加精準。該持續學標桿活動於二零二零年取得滿意的成績。

The investments will enable the Group to further extend its coverage and footprint in the PRC. The Group has existing city gas operations in these provinces and has 84 regional offices set up in various strategic locations in the PRC. The projects of the investments will be efficiently integrated and managed by the relevant regional office depending on their geographical locations. As such, the Group considers that the investments will create synergies with the Group's existing gas operation, thereby broadening the Group's revenue base as well as enhancing and sustaining its profitability.

The Group also conducts ongoing evaluation of past investments, which are essential for making decisions on future investments.

PRECISE BENCHMARKING

“Benchmarking” is the process of comparing one's business processes and performance metrics to the best practices of the industry. The Group has implemented benchmarking initiatives from best practitioners in all business sectors. “Benchmarking” has started off internally with intra-group benchmarking and have extended to benchmarking against external best practices of the industry.

Implementing “Benchmarking” measure is an indispensable choice for CR Gas to accomplish the fundamental transformation of its growth model from resources-driven growth to efficiency improvement, and is also one crucial approach taken by CR Gas to achieve its strategic goal to become the leading world-class gas enterprise in China.

This combination of internal and external benchmarking helps each member company to identify the most important gaps between its current state and where it wants to be. It creates a road map for change and generates the rigorous cost and performance baseline necessary to effectively track progress on that road map over time in terms of cost reductions and performance improvements. All member companies were required to sign “Benchmarking Responsibility Contracts” with head office, and the 38 benchmarks previously identified were further streamlined into 28 quantitative benchmarks, highlighting the key objectives and becoming more focused and precise. This ongoing campaign has led to many satisfying results in 2020.

持續提高區域中心和設計及工程中心效率

本集團擁有84個區域中心以分散管理本集團在全中國城市燃氣項目的日常營運。各區域中心負責彼等各自所在地區內一組城市的日常營運。此舉有助提高營運效率，提供更佳的服務及更快地對當地不斷變化的需求及環境作出反應。

本集團管理團隊成員兼任大區總經理，就此設立的大區最大程度減少僱員人數或資源的增加，從而實現以最少資源產生最佳效益的目標。

本集團集中進行設計及建築活動將進一步提升管道建設及集中採購的標準化程度，從而進一步削減成本。

CONTINUOUS EFFICIENCY IMPROVEMENT OF REGIONAL CENTRES AND DESIGN & CONSTRUCTION CENTRES

The Group has 84 regional centres to decentralise the management of the day to day operation of the Group's city gas projects across China. Each regional centre is responsible for the day to day operation of a cluster of cities within their respective regions. This enhances the operation efficiencies and provides better services that respond faster to changing local demand and conditions.

Members of the Group's management team concurrently serve as regional general managers. The arrangement minimises the increase in headcounts or resources, thereby achieving the goal of attaining maximum results with minimum resources.

The centralisation of the Group's design and construction activities will further enhance standardisation of pipeline construction and central procurements thereby resulting in further cost reductions.



精簡業務流程並提升運營效率

本集團繼續對其多個城市燃氣項目的業務和管理流程進行系統性的梳理。這過程預計將會持續提高城市燃氣項目的整體運營效率。

本集團的供應鏈管理已進一步優化，嚴格的招標制度已覆蓋工程項目，並發佈及執行了覆蓋各類項目及質量控制措施的新準則或經修訂準則。受益於IT系統集中採購，我們的大部分材料採購已集中進行，截至二零二零年末集中採購開支佔材料採購開支總額92.0%。通過集中採購，在保障產品質量的基礎上，減少採購成本。

改進員工招聘、考核、薪酬及員工挽留政策，以加強人力資源管理流程，從而利用內部或外部資源達成招募、擢升及挽留最優秀人才的目標。華潤燃氣的管理團隊擁有在金融、法律、商業及工程等專業及經驗的人才。我們努力為僱員提供一個令人滿意的工作環境並致力於彼等的培訓及專業發展。

鑑於最近幾年經營規模顯著擴大，本集團本著提高效率的目標，將包括工程管理、加氣站智能卡、行政管理、集中現金管理、財務申報、人力資源、集中採購及客戶服務在內的資訊科技系統不斷推廣到本集團營運的各個層面。

在持續提升客戶服務水準層面，通過提高入戶安檢成功率、縮短用戶投訴處理時間、推廣互聯網繳費、用戶熱線快速響應等措施，優化客戶體驗，持續提升客戶滿意度。

BUSINESS PROCESS STREAMLINING AND OPERATION ENHANCEMENT

The Group continued its systematic review of the business and management processes of its various city gas projects. This ongoing process is expected to continuously enhance the overall operational efficiency of city gas projects.

The Group's supply chain management was further streamlined with rigorous tender system covering construction projects, and the new or revised guidelines covering various categories of projects and quality control measures were issued and implemented. With the help of centralised procurement IT system, the procurement of most of our materials has been centralised, representing 92.0% of total material procurement expenditure up to the end of 2020. While safeguarding product quality, the Group reduced procurement costs through centralised procurement.

Improvements were also carried out on the employee recruitment, assessment, remuneration and staff retention policies to enhance the human resources management process with the objective of recruiting, promoting and retaining the best talents, from both internal and external sources. CR Gas's management team comprises utility professionals with significant expertise and experiences across financial, law, commercial and engineering disciplines. We strive to provide and maintain a satisfying and rewarding working environment for employees and commit to their training and professional development.

In view of the significant increase in operation size of the Group in recent years, we continued to promote the application of information technology systems covering project management, top-up cards for gas stations, office administration, centralised cash management, financial reporting, human resources, centralised procurement and customer service at various levels of the Group's operation, so as to improve our operational efficiency.

On the continuous enhancement of customer service, through enhancing the success rate of household safety inspection, shortening user complaint processing time, promoting internet payment, quickening the response of user hotlines and other measures, the Company has optimised user experience to continuously increase user satisfaction.

在財務及稅務管理方面，本集團已成功向各成員公司推廣以價值為導向的管理系統，從而有效削減成本及開支。尤其是，我們進一步提升現金集中管理，將更多成員公司納入系統，令現金儲備規模顯著加大。據此，本集團大幅削減整體借貸成本。此外，本集團亦採取多項稅務優化及簡化措施，以減少稅務風險及推進稅項抵扣及返還。

加強安全管理

本集團已制訂多個安全管理政策及程序以及聘用符合資格工程師及技術人員來管理及防止本集團天然氣相關設施發生任何可能會破壞環境的潛在事故。

除本集團內部成立的控制、防災及緊急恢復程序外，本集團亦完全符合地方及國家的相關環保法例及許可要求。

On the financial and tax management areas, the Group has successfully promoted value-oriented management system to each member company and thus effectively reduced costs and expenses. In particular, we further enhanced the centralization of cash management with the inclusion of more member companies in the system with significant increase of cash pool size. By doing so, the Group has greatly reduced the overall cost of borrowing. Furthermore, various taxation rationalization and reduction measures were taken to reduce tax exposure and speed up tax setoffs and refunds.

SAFETY MANAGEMENT ENHANCEMENT

The Group has formulated a number of safety management policies and procedures, and has hired qualified engineers and technical staff as well, to manage and prevent any potential accidents in the Group's natural gas related facilities which may cause damage to the environment.

In addition to our internally commissioned control, hazard prevention and emergency recovery procedures, the Group have fully complied with the relevant local and national environmental protection regulations and licensing requirement.



總裁報告

Report from the Chief Executive Officer

為提升安全標準，本集團在全公司開展有關安全及環保意識的宣傳活動，同時應用大數據、智能化等新技術，探索燃氣智能監控和調度管理，加強關鍵環節和重點隱患治理。本集團持續開展安全審核，全年完成69個區域公司的審核任務，共發現3,740處安全隱患，並積極推動各級單位整改。

面對疫情，本集團嚴格落實各項疫情防控工作要求，認真貫徹執行集團王傳棟主席提出的「三保一優」(保客服、保運營、保發展，優先做好防疫工作)抗疫工作方針。經過全體員工的共同努力，全集團未出現一起停氣事件，未發生一起安全責任事故，未出現一起負面輿情。

本集團重視為員工及用戶提供安全操作程序培訓。因此，本集團定期為相關員工舉辦培訓及講座，註冊安全工程師培訓、累計培訓20萬人次、有效規範員工安全行為。對於最終用戶，本集團全面講解安全操作程序，並定期安排講座及派發安全操作手冊。

To improve our safety standard, the Group carried out a range of company-wide safety and environment conscious campaigns. Meanwhile, the Group applied new technologies such as big data and intelligence to explore intelligent monitoring and dispatch management of gas, so as to strengthen key aspect and potential defect treatment. The Group continued to carry out safety audit, completed auditing work for 69 regional companies throughout the year, discovered total 3,740 hidden safety hazards, and vigorously promoted the rectification of units at all levels.

To cope with the pandemic, the Group strictly implemented various pandemic prevention and control requirements, and conscientiously implemented the “three guarantees and one priority” (guarantee customer service, ensure operation, ensure development and prioritize pandemic prevention work) proposed by Wang Chuandong, the Chairman of the Group. Leveraging on the joint efforts of all employees, the Group did not experience any suspension of gas supply or a safety accident liability or any negative public opinions.

The Group places emphasis on educating staff and users in respect of safety procedures. Accordingly, the Group regularly organized trainings and seminars for relevant staff, and the training for certified safety engineers, with an aggregate of 200,000 persons/times of training received which effectively regulated employees' safety behavior. For end users, explanations of safety procedures are given and regular seminars as well as distribution of brochures and booklets on safety are arranged.

培訓及獎勵僱員

於二零二零年十二月三十一日，本集團共聘用約48,205名員工。本集團一向重視人才，深明吸納、培訓和留聘優秀員工是本集團繼續致勝之道。除華潤大學的「燃氣學院」為本集團員工開設課程及提供培訓計劃以外，本集團亦設立了涵蓋華東、華北、華中、華南及西南的五個培訓中心，該等中心位於我們於無錫、濟寧、鄭州、福州及成都的區域中心。本集團為不同級別的員工提供多種類型的管理及技術培訓，以提高他們的知識和技術水平。改進員工招聘、考核、薪酬及員工挽留政策，以加強人力資源管理流程，從而利用內部或外部資源達致招募、擢升及挽留最優秀人才的目標。華潤燃氣的管理團隊包括在金融、法律、商業及工程等學科擁有豐富經驗的實用人才。我們努力為僱員提供一個令人滿意的工作環境並致力於彼等的培訓及專業發展。本集團按僱員的表現、工作經驗及現行市場工資水平支付薪酬。此外，本集團會按成績及表現向僱員發放花紅及授予獎勵，相信此舉有助本集團吸納及留聘優秀員工，並鼓勵員工發揮最佳表現。

TRAINING AND REWARD FOR EMPLOYEES

As at 31st December, 2020, the Group have approximately 48,205 employees. The Group values human resources and recognises the importance of attracting, training and retaining quality staff for its continual success. In addition to the "Gas Faculty" in China Resources University, which designs courses and provides training programs to the Group's workforce, the Group also operates 5 regional training centres covering Eastern, Northern, Central, Southern and South-Western China. These centres are located in our regional centres of Wuxi, Jining, Zhengzhou, Fuzhou and Chengdu. Various types of management and technical trainings are conducted through the Group for different levels of staff to enhance their knowledge and skills. Improvements were also carried out on the employee recruitment, assessment, remuneration and staff retention policies to enhance the human resources management process with the objective of recruiting, promoting and retaining the best talents, from both internal and external sources. CR Gas's management team comprises utility professionals with significant expertise across financial, law, commercial and engineering disciplines. We strive to provide and maintain a satisfying and rewarding working environment for employees and commit to their training and professional development. The Group remunerates its employees based on their performance, work experience and the prevailing market wage level. Further, bonuses are granted to employees and incentive awards are made to employees based on merit and performance. The Group believes this will assist to attract and retain quality staff and at the same time encourage the employees to give their best performances.

風險管理

面對業內的威脅或不明朗因素帶來的負面影響，本集團一直保持警惕。本集團已採取多種措施保障本集團的利益。

本集團持續對所有營運成員公司建立每年定期安全審核機制以確保遵守國家及地方的安全法規。

本公司在全國設立5個區域審計中心，並持續推動區域公司完善審計及風控職能，針對本集團及成員企業共計開展129次審核，涉及領域包括運營、財務及工程採購，本集團已修訂及發佈各種審計及風控管理指引，組織開展重大風險治理及內控自查，全年未發生系統性風險。

2020年，在全面完成法律風險梳理工作的基礎上，本集團結合新冠疫情防控等因素所帶來的法律風險挑戰，以法律風險梳理成果「四化五進」主動管理落地為核心，全力推動燃氣法律風險管控工作重心逐步向風險管控落地轉變，並連續三年獲評華潤集團年度法律風險管理A級單位。

RISK MANAGEMENT

The Group is constantly alert to the threats or uncertainties with negative consequences facing the industry and has been taking various measures to safeguard the Group's interest.

The system of annual and regular safety audit has been established continuously on all operating member companies of the Group to ensure compliance with national and local safety regulations.

The Company has set up 5 regional audit centers across the country and continued to promote regional companies to improve audit and risk control functions. A total of 129 audits were carried out at the Group and member company levels, covering areas such as operation, finance, and project procurement. The Group has revised and issued various audit and risk control management guidelines, organized major risk management and internal control self-investigation, and no systemic risks occurred throughout the year.

In 2020, on the basis of completing the streamlining of legal risk management in an all-around way, the Group wholeheartedly promoted the gradual shift of its focus on legal risk management and control relating to natural gas to the implementation of risk management and control by integrating with legal risk challenges brought by factors such as the prevention and control of the COVID 19 pandemic and the focus on the implementation of the "Volunteer service institutionalization, projectization, specialization, branding and volunteer service into communities, into rural areas, into the public places, into the nature and into the Internet", earning it the title of A-level unit of the China Resources Group's annual legal risk management for three consecutive years.



環保及社會貢獻

本集團透過拓展較為清潔的天然氣業務支持中國政府正在執行的環保政策。按本集團每年分銷約290億立方米天然氣的數量計算，估計本集團每年協助減少使用約350,928,984噸煤炭以及減少排放約87,487,522噸二氧化碳及3,947,993噸污染物。

本集團亦通過舉行慈善活動向社會做出貢獻。成員公司在多地廣泛開展扶貧助困、捐資助學、關愛特殊群體以及志願者活動，年內積極為各類公益事業捐款捐物，樹立了良好的企業形象。2020年，華潤燃氣積極踐行可持續的慈善公益，用實際行動助力和諧社會建設，尤其在疫情期間鼓勵支持各子公司結合自身業務情況，積極開展與防疫有關的對外慈善捐贈工作。全年，華潤燃氣共計慈善捐贈總額：774.8萬港元，累計志願服務人次：10.7萬人次，疫情期間響應政府號召，購置貧困縣滯銷農產品共143項合計146.8萬港元。

致謝

本人謹此對管理團隊及全體員工努力不懈的竭誠服務致以衷心謝意。我們將繼續同心協力向用戶提供更佳服務及提升效率，以提高股東及僱員的價值。

史寶峰

執行董事兼總裁

香港，二零二一年三月二十六日

ENVIRONMENT AND SOCIAL CONTRIBUTIONS

The Group is supporting the ongoing green environmental policies of the PRC government by actively expanding our cleaner natural gas business. Based on the annualised gross amount of about 29.0 billion m³ of natural gas distributed by the Group, it is estimated that annually the Group helps to replace approximately 350,928,984 tons of coal usage and reduce approximately 87,487,522 tons of carbon dioxide emissions and 3,947,993 tons of pollutants.

The Group also carried out charitable activities as token of measure to contribute to society. The Group's member companies conducted activities such as poverty alleviation, donation for education, caring for particular groups as well as volunteer services in a number of regions, making donation (including money and materials) for various public welfare undertakings during the year, thus building a reputable corporate image of the Group. In 2020, CR Gas vigorously implemented sustainable charity and public welfare undertakings, taking positive actions to help build a harmonious society, in particular, during the period of pandemic, encouraging and supporting subsidiaries to carry out external charitable donations in combination with their own business conditions in respect of the prevention of pandemic. Throughout the year, CR Gas's total charitable donations amounted to HK\$7.748 million, with cumulative volunteer services of 107,000. During the pandemic, in response to the government's initiative, it purchased 143 unsalable agricultural products from impoverished counties for a total of HK\$1.468 million.

APPRECIATION

I would like to express my deepest gratitude to our management team and staff members for their unfailing hard work and dedication. We would continue to work hand in hand to improve service to our customers, increase efficiency to enhance the values of the shareholders and employees.

SHI BAOFENG

Executive Director & Chief Executive Officer

Hong Kong, 26th March, 2021

財務及業務摘要

Financial & Operational Highlights

財務摘要

FINANCIAL HIGHLIGHTS

截至十二月三十一日止年度		For the year ended 31st December,	二零二零年	二零一九年	增加／ (減少)
			2020 千港元 HK\$' 000	2019 千港元 HK\$' 000 (經重列) (restated)	Increase/ (Decrease)
營業額	Turnover		55,864,169	56,976,290	(2.0%)
毛利	Gross profit		15,027,477	14,213,581	5.7%
經營溢利(不包括財務成本及 應佔合資及聯營公司業績)	Profit from operations (before finance costs and share of results of joint ventures and associates)		8,524,369	8,216,395	3.7%
年內溢利	Profit for the year		6,711,888	6,499,743	3.3%
本公司股本持有人應佔溢利	Profit attributable to the Company's equity holders		5,151,292	5,043,477	2.1%
經營業務所得現金淨額 (支付稅款之後)	Net cash from operating activities (after tax payments)		8,616,030	8,601,761	0.2%
每股基本盈利 ⁽¹⁾ (港元)	Basic EPS ⁽¹⁾ (HK\$)		2.31	2.32	(0.4%)
擬派末期股息，每股(港仙)	Final dividend proposed per share (HK cents)		78	72	8.3%
全年派息，每股(港仙)	Total dividend per share for the year (HK cents)		93	87	6.9%

附註：(1) 每股基本盈利按已發行股份的加權平均數計算，不包括獎勵計劃持有的股份。

Note: (1) Basic earnings per share is calculated based on weighted average number of issued shares, excluding shares held for incentive award scheme.

財務及業務摘要
Financial & Operational Highlights

截至十二月三十一日止年度		二零二零年		二零一九年	增加／(減少) Increase/ (Decrease)
		2020	2019		
For the year ended 31st December,		千港元 HK\$'000	千港元 HK\$'000	(經重列) (restated)	
總資產	Total assets	93,870,809	81,824,020		14.7%
銀行結餘及現金	Bank balances and cash	13,442,206	13,502,481		(0.4%)
銀行、票據及其他借貸總額 ⁽¹⁾	Total bank, notes and other borrowings ⁽¹⁾	10,893,434	12,889,152		(15.5%)
借貸淨額	Net borrowings	(2,548,772)	(613,329)		–
本公司股本持有人應佔權益	Equity attributable to the Company's equity holders	36,274,287	26,795,437		35.4%
非控股權益	Non-controlling interests	10,594,072	9,026,778		17.4%
權益總值	Total equity	46,868,359	35,822,215		30.8%

財務指標		二零二零年		二零一九年	
Financial Indicators		2020	2019		
毛利率	Gross profit margin	26.9%	24.9%		2.0ppt
淨利率(年內)	Net profit margin (for the year)	12.0%	11.4%		0.6ppt
淨利率(股東應佔)	Net profit margin (attributable to shareholders)	9.2%	8.9%		0.3ppt
資本負債比率 ⁽²⁾	Debt to capitalization ratio ⁽²⁾	18.9%	26.5%		(7.6ppt)
資產負債比率 ⁽³⁾	Debt to assets ratio ⁽³⁾	11.6%	15.8%		(4.2ppt)
資本回報率	Return on equity	14.2%	18.8%		(4.6ppt)

附註：

- (1) 應付中間控股公司款項2,510,837,000港元及應收中間控股公司款項0港元計入銀行、票據及其他借貸總額。
- (2) 資本負債比率指銀行、票據及其他借貸總額與銀行、票據及其他借貸總額及股本總值的比例。
- (3) 資產負債比率指銀行、票據及其他借貸總額與資產總值的比例。

Notes:

- (1) The amounts due to an intermediate holding company of HK\$2,510,837,000 and amounts due from an intermediate holding company of HK\$0 are included in total bank, notes and other borrowing.
- (2) Debt to capitalization ratio is the ratio of total bank, notes and other borrowings to total bank, notes and other borrowings and total equity.
- (3) Debt to asset ratio is the ratio of total bank, notes and other borrowings to total assets.

營運表現

二零二零年營運數據

OPERATIONAL PERFORMANCE

Operational data for 2020

營運表現	Operational Performance	於二零二零年 十二月三十一日 As at 31st December, 2020	於二零一九年 十二月三十一日 As at 31st December, 2019	變動 Change
項目數目	Number of projects	257	251	6
接駁可覆蓋戶數(百萬戶)	Connectable householders (million)	7,961	7,138	11.50%
居民用戶滲透率	Penetration rate of residential household	52.40%	53.00%	(0.6ppt)
總銷氣量(百萬立方米)	Gross sales volume (million m ³)	29,024	28,010	3.6%
居民用戶	Residential	6,988	6,315	10.7%
工業用戶	Industrial	14,866	13,966	6.4%
商業用戶	Commercial	5,800	6,133	(5.4%)
CNG加氣站	CNG station	839	1,123	(25.3%)
LNG加氣站	LNG station	532	473	12.4%
平均銷氣價/成本/毛利 (人民幣每立方米)	Average gas tariff/Cost/Gross margin (RMB per m ³)	2.65/2.06/0.59	2.74/2.16/0.58	(0.09)/(0.10)/0.01
管網長度(公里)	Total length of pipeline (km)	205,638	179,216	26,422
接駁用戶	Connected customers	41,843,270	37,948,710	3,894,560
居民用戶	Residential	41,502,915	37,654,849	3,848,066
工業用戶	Industrial	25,010	21,135	3,875
商業用戶	Commercial	315,345	272,727	42,618
平均居民接駁收入(人民幣)	Average residential connection fee (RMB)	2,690	2,710	(20)
新增接駁居民數(已收款)	Gross new households with paid connection fee			
總數	Total	3,052,565	3,275,795	(223,230)
合併口徑	Consolidated	2,044,380	2,349,982	(305,602)
加氣站(CNG/LNG/L-CNG)	Gas station (CNG/LNG/L-CNG)	353 (224/81/48)	354 (225/82/47)	(1) ((1)/(1)/1)

財務業績

本集團於二零二零年全年營業額為558.6億港元(二零一九年：569.8億港元)。

城市燃氣分銷業務所貢獻稅後但非控股權益前溢利為67.1億港元(二零一九年：65.0億港元)及本公司股東應佔溢利為51.5億港元(二零一九年：50.4億港元)。

營業額

於二零二零年，本集團錄得供氣總量290.2億立方米，增長3.6%。截至二零二零年十二月三十一日止年度，華潤燃氣的營業額由569.8億港元下跌2.0%至558.6億港元，主要因為年內本集團全力支持政府復工復產政策，惟年內上游天然氣價格下降，本集團及時疏導至終端用戶。

本集團錄得本公司股本持有人應佔溢利51.5億港元，較去年同期的50.4億港元增長2.1%。

毛利率

本集團整體毛利率為26.9%，較上一年度同期上漲2個百分點。該上漲主要由於年內持續優化採購氣源構成，改善成本結構，LNG採購量佔比由去年同期11%上漲至本年的13%。

FINANCIAL RESULTS

The Group's annual turnover in 2020 amounted to HK\$55.86 billion (2019: HK\$56.98 billion).

The city gas distribution business contributed an after tax but before non-controlling interest profit of HK\$6.71 billion (2019: HK\$6.50 billion) and profit attributable to shareholders of the Company of HK\$5.15 billion (2019: HK\$5.04 billion).

Turnover

In 2020, the Group recorded a gross gas volume of 29.02 billion cubic meters, representing an increase of 3.6%. The turnover of CR Gas registered a decrease of 2.0% from HK\$56.98 billion to HK\$55.86 billion for the year ended 31st December, 2020, mainly due to the fact that the Group fully supported the government's policy to resume operation and production during the year. However, the upstream natural gas price declined during the year and the Group timely passed it on to the end users.

The Group recorded profit attributable to the Company's equity holders of HK\$5.15 billion, representing an increase of 2.1% as compared to HK\$5.04 billion for the previous corresponding period.

Gross Margin

The Group's overall gross profit margin was 26.9%, representing an increase of 2 percentage points as compared with that of last year. The increase was mainly due to the continuous optimization of the purchase of gas sources during the year and the improvement of the cost structure. The proportion of LNG purchases increased from 11% in the same period last year to 13% for the year.

管理層討論及分析

Management Discussion and Analysis

其他收入、成本及開支

其他收入減少1.5億港元乃主要由於2019年，聯營公司成都燃氣集團股份有限公司（成都燃氣）在上海證券交易所上市，本集團持有成都燃氣的權益由36.0%攤薄至32.4%，帶來2.2億港元一次性攤薄收益。

按佔收入百分比計算，銷售及分銷開支以及行政費用分別佔比8.3%及5.7%（二零一九年：分別為8.0%及5.1%）。

財務開支減少0.8億港元乃主要由於香港借貸市場借款利息下降。

應佔合營公司業績增加1.5億港元及分佔聯營公司業績增加0.2億港元，乃主要由於寧波項目落地及天津項目經營改善所致。

稅項為22.8億港元，佔除稅前溢利25.3%（二零一九年：22.8%）。

強勁的營運和自由現金流

城市燃氣分銷業務持續帶來穩健的現金流，除稅後經營現金流量淨額為86.2億港元。本集團於二零二零年底的銀行結餘及現金為134.4億港元。本集團已於二零二零年繼續利用其良好的資產負債表籌集低成本融資，截至二零二零年十二月三十一日，銀行貸款，優先票據及其他貸款總額為108.9億港元。本集團維持非常健康的資產負債表，總負債與總資產的比率較低，為50.1%（二零一九年：56.2%）。

合理的回報率

由於本集團尚正處快速擴張階段，城市燃氣分銷業務錄得合理的股本回報率，二零二零年為保持14.2%。本集團於二零二零年投資合計28個新項目。待所有此等新收購項目在二零二零年及往後開始達致更高經營效率及賺取更高回報後，回報率將得以改善。

Other income, costs and expenses

The decrease of HK\$150 million in other income was mainly due to the fact that 成都燃氣集團股份有限公司（“成都燃氣”），an associate, was listed on the Shanghai Stock Exchange in 2019, and the Group's interest in 成都燃氣 was diluted from 36.0% to 32.4%, bringing in an one-off diluted income of HK\$220 million.

As a percentage of revenue, selling and distribution expenses as well as the administration expenses were 8.3% and 5.7% respectively (2019: 8.0% and 5.1%, respectively).

Finance expense decrease by HK\$80 million was mainly due to the decrease in loan interest in the Hong Kong lending market.

The increase in share of results of joint ventures by HK\$150 million and in share of results of associates by HK\$20 million were mainly due to the launch of Ningbo project and improvement of Tianjin project operation.

Taxation amounted to HK\$2.28 billion, representing 25.3% of profit before taxation (2019: 22.8%).

Strong operating and free cash flow generation

The city gas distribution operation continued to bring in healthy cash flow with a net operating cash flow after tax of HK\$8.62 billion. The Group recorded bank balances and cash of HK\$13.44 billion at the end of 2020. The Group continued to leverage on its strong balance sheet to raise low cost finance during 2020 and had a total bank loans and senior notes and other borrowings of HK\$10.89 billion outstanding as at 31st December, 2020. The Group maintains a very healthy balance sheet with a low gross debt to total asset ratio of 50.1% (2019: 56.2%).

Reasonable rates of return

In view of the fact that the Group is still in expansion phase, the city gas distribution operation maintained reasonable return on equity of 14.2% in 2020. The Group invested a total of 28 new projects in 2020. The rates of returns were expected to improve once all these newly acquired projects started to attain higher operating efficiency and generated more returns in 2020 and thereafter.

帶來主要貢獻的項目

過往，逾80%的燃氣銷售量、接駁費用及純利來自早期於二零零八年收購的成都、無錫及蘇州項目。由於本集團於二零零九年至二零二零年收購更多新項目，故彼等帶來貢獻的比例減低，減低部份由重慶、天津、寧波、鄭州、鎮江、福州、南京、青島、安陽及武漢所取代。預期於未來所有項目帶來貢獻的比例分佈將逐步更為均勻。擴展本集團的盈利基礎將確保本集團不會嚴重依賴任何單一的城市燃氣項目。

流動資金和財務資源

年內，除稅後經營業務現金流入淨額為86.2億港元(二零一九年：86.0億港元)。

本集團於年內支出资本開支43億港元用作收購擴充。本集團支出48億港元(二零一九年：39億港元)提升及擴充其現有城市燃氣管道和相關設施。上述所需資金乃由本集團的經營現金流量、銀行借貸及庫存現金撥付。於年終，本集團的銀行結餘及現金以及其他存款為134億港元(二零一九年：135億港元)。現金結餘中4%以港元計值，95%以人民幣計值及1%以美元計值。

本集團的資金政策為使用經營業務所得現金流量及適當水平的借貸，作為主要擴展及收購所需資金的主要來源。於年終，本集團的銀行、票據及其他借貸總額為109億港元(二零一九年：129億港元)，其中46%(二零一九年：55%)的銀行、票據及其他借貸列作流動負債，須於一年內償還，而其餘則須於一年後償還。人民幣、港元、美元及日圓貸款分別佔借貸總額1%、46%、50%及3%(二零一九年：1%、54%、43%及2%)。47%(二零一九年：55%)的銀行、票據及其他借貸按浮動利率計息及53%(二零一九年：45%)為按固定利率計息的銀行貸款及優先票據。

Major contributors

Previously, the earlier projects of Chengdu, Wuxi and Suzhou acquired in 2008 used to account for more than 80% of the gas sales volume, connection fee and net profit contribution. As the Group acquired more new projects from 2009 to 2020, their contribution percentages decreased and were taken up by others such as Chongqing, Tianjin, Ningbo, Zhengzhou, Zhenjiang, Fuzhou, Nanjing, Qingdao, Anyang and Wuhan. The percentage contribution from all projects were expected to gradually become more evenly distributed in the future. The broadening of the Group's earning base will ensure that the Group will not rely heavily on any single city gas project.

Liquidity and Financial Resources

The net cash inflow after tax from operations during the year amounted to HK\$8.62 billion (2019: HK\$8.60 billion).

To fund its acquisition expansion, the Group spent HK\$4.3 billion in capital expenditure during the year. The Group spent HK\$4.8 billion in upgrading and expanding of its existing city gas pipelines and related facilities (2019: HK\$3.9 billion). The above required funding was financed by the operating cash flow, bank borrowings and cash on hand of the Group. As at year end, the Group's bank balances and cash and other deposits was HK\$13.4 billion (2019: HK\$13.5 billion). Among the balances, 4% was denominated in Hong Kong dollar and 95% in Renminbi and 1% in US dollar.

It is the Group's policy to use the cash flow generated from operations and appropriate level of borrowings as the principal source of fund to finance major expansion and acquisition. As at the end of the year, the Group had total bank, notes and other borrowings of HK\$10.9 billion (2019: HK\$12.9 billion). 46% (2019: 55%) of the bank, notes and other borrowings is considered as current liabilities and repayable within one year, the remaining are repayable in more than one year. Renminbi, Hong Kong dollar, US dollar and Japanese Yen, denominated borrowings accounted for 1%, 46%, 50% and 3% of the total borrowings respectively (2019: 1%, 54%, 43% and 2%). 47% (2019: 55%) of bank, notes and other borrowings are interest bearing on floating rate terms and 53% (2019: 45%) are interest bearing bank loans and senior notes with fixed interest rate.

管理層討論及分析

Management Discussion and Analysis

本集團於年終的銀行結餘及現金為134億港元。本集團於年終的負債比率(按銀行、票據及其他借貸總額除以總資產計算)為11.6%(二零一九年:15.8%)。本集團的財務及流動資金狀況非常良好及穩健。

本集團獲授70億港元、人民幣44億元及38.8億日元(二零一九年:78億港元、人民幣44億元及38.8億日元)於二零二零年至二零二一年到期的銀行備用額。備用額為無抵押,並以浮動利率計息。於年終,本集團已使用14%的港元備用額(二零一九年:26%)、4%(二零一九年:0%)的人民幣備用額及88%的日元備用額(二零一九年:90%)。

除上文所述外,本集團並無其他已承諾借貸備用額。在日常流動资金管理方面,為了維持資金靈活彈性,本集團已獲銀行批出足夠的無承諾短期備用額。

資產抵押

於二零二零年十二月三十一日,本集團已抵押銀行存款0.1億港元作為應付天然氣供應商貿易賬款的擔保。

物業、廠房及設備

截至二零二零年十二月三十一日止年度,本集團的城市燃氣分銷業務於廠房、機器及設備方面支出為6.6億港元,及於在建工程方面支出為45.3億港元。

或然負債

於二零二零年十二月三十一日,本集團並無任何重大或然負債。

The bank balances and cash of the Group was HK\$13.4 billion as at the year end. The gearing ratio of the Group at the end of the year, calculated as total bank, note and other borrowings over total assets, was 11.6% (2019: 15.8%). The financial position and liquidity of the Group is very healthy and stable.

The Group has been granted a total of HK\$7.0 billion, RMB4.4 billion and JPY3.88 billion (2019: HK\$7.8 billion, RMB4.4 billion and JPY3.88 billion) banking facilities with maturities from 2020 to 2021. The facilities are unsecured and with floating interest rates. As at the end of the year, 14% of the HK\$ facilities (2019: 26%), 4% of the RMB facilities (2019: 0%) and 88% of the JPY facilities (2019: 90%) has been drawn down.

Other than the above, the Group has no other committed borrowing facilities. For day-to-day liquidity management and maintaining flexibility in funding, the Group has managed to obtain sufficient uncommitted short-term facilities from banks.

Charge of Assets

As at 31st December, 2020, bank deposits of HK\$10.0 million were pledged as securities for trade payables to suppliers of natural gas.

Property, Plant and Equipment

During the year ended 31st December, 2020, the Group's city gas distribution business spent HK\$660 million on plant, machinery and equipment and HK\$4.53 billion on construction in progress.

Contingent Liabilities

As at 31st December, 2020, the Group did not have any material contingent liabilities.

財務管理及庫務政策

本集團於香港總部的司庫負責本集團的財務風險管理。本集團的庫務政策以管理利率及外幣匯率波動風險為主要宗旨之一。本集團的政策為不參與任何投機活動。

本集團大部分資產和負債均以港元、美元和人民幣計值，而小部分以日圓計值。本集團預期在此方面不會面臨重大的外匯波動風險。

股本證券發行

為加強本公司的資本基礎，於二零二零年五月十二日，本公司與本公司的直接控股公司華潤集團（燃氣）有限公司及配售代理高盛（亞洲）有限責任公司訂立配售、包銷及認購協議（「先舊後新配售協議」），據此，配售代理按華潤集團（燃氣）有限公司所擁有的本公司每股普通股（「股份」）40.81港元的價格向不少於六名獨立於本公司及其關連人士的獨立承配人配售合共90,000,000股配售股份（「配售事項」）。根據同一協議，於二零二零年五月二十五日，華潤集團（燃氣）有限公司認購（「認購事項」）本公司按每股40.81港元的價格配發及發行90,000,000股股份（「認購股份」）。籌集的資金總額為36.73億港元，認購的所得款項淨額（經扣除所有專業費用及其他自付費用）約為36.69億港元，即每股股份的淨發行價約為40.77港元。認購股份的面值總額為9,000,000港元。於協議簽署之日前一天二零二零年五月十一日每股收市價為43.95港元。股份配售及先舊後新認購的詳情載列於本公司日期為二零二零年五月十二日及二零二零年五月二十五日的公告中。

Financial Management and Treasury Policy

The financial risk management of the Group is the responsibility of the Group's treasury function at the head office in Hong Kong. One of the major objectives of the Group's treasury policies is to manage its exposure to fluctuation in interest rates and foreign currency exchange rates. It is the Group's policy not to engage in speculative activities.

Most of the Group's assets and liabilities are denominated in Hong Kong dollar, US dollar and Renminbi with some denominated in JPY. The Group does not expect significant exposure to foreign exchange fluctuations in this regard.

ISSUE OF EQUITY SECURITIES

In order to strengthen the capital base of the Company, on 12 May 2020, the Company and CRH (Gas) Limited, the immediate holding company of the Company, and the placing agent, Goldman Sachs (Asia) L.L.C., entered into a placing, underwriting and subscription agreement (the "Top-up Placing Agreement"), pursuant to which, the placing agent placed a total of 90,000,000 placing shares at a price of HK\$40.81 per ordinary share of the Company ("Share") owned by CRH (Gas) Limited to not less than six independent placees who are independent of the Company and its connected persons (the "Placing"). Pursuant to the same agreement, on 25 May 2020, CRH (Gas) Limited subscribed for and the Company allotted and issued 90,000,000 Shares ("Subscription Shares") at HK\$40.81 per Share ("Subscription"). The gross funds raised was HK\$3.673 billion and the net proceeds from the subscription, after deducting all professional fees and other out-of-pocket expenses, was approximately HK\$3.669 billion, representing a net issue price of approximately HK\$40.77 per Share. The aggregate nominal value of the Subscription Shares was HK\$9,000,000. The closing price of the Shares on 11 May 2020, being the last trading day prior to the date of the agreement, was HK\$43.95. Details of the share placing and the top-up subscription were set out in the Company's announcements dated 12 May 2020 and 25 May 2020.

管理層討論及分析

Management Discussion and Analysis

董事局認為，上述股份發行已鞏固本公司的資本基礎。所得淨額的用途詳情如下：

The Board considered that the abovementioned issue of Shares has strengthened the capital base of the Company. Details of the use of net proceeds are as follows:

所得淨額的擬定用途	Intended use of net proceeds	擬定動用金額	年內已動用金額
		百萬港元	百萬港元
		Amount intended to be utilized	Amount utilized during the year
		HK\$'million	HK\$'million
在中國收購下游城市燃氣分銷業務	Acquisition of downstream city gas distribution businesses in the PRC	3,000	3,000
一般營運資金	General working capital of the Group	669	669
總計	Total	3,669	3,669

誠如上表所示，於二零二零年十二月三十一日，認購事項的所得款項淨額已獲悉數動用。

As illustrated in the table above, as at 31 December 2020, the net proceeds from the Subscription were fully utilised.

本公司於日期為二零二零年五月十二日的公告所披露的所得款項擬定用途概無重大變動。

There has been no material change in the proposed use of proceeds as disclosed in the announcement of the Company on 12 May 2020.

除上文所披露外，本公司或其任何附屬公司概無於年內進行任何有關股本證券發行的資金募集活動。

Save as disclosed above, neither the Company nor any of its subsidiaries carried out any fund raising activities in respect of issue of equity securities during the year.

董事及高級管理人員履歷 Biographical Details of Directors and Senior Management

董事會 BOARD OF DIRECTORS 執行董事 Executive Directors



史寶峰先生
Mr. Shi Baofeng

史寶峰先生，現年四十九歲，於二零一八年十一月二十八日獲委任為本公司執行董事兼總裁，彼亦為企業管治委員會主席。史先生於二零零六年加入華潤(集團)有限公司，並於二零零七年三月加入華潤燃氣(集團)有限公司，先後擔任華潤燃氣(集團)有限公司助理總經理、副總裁，並負責華南大區工作。史先生持有西南交通大學工商管理碩士學位和中歐國際工商學院碩士學位，並擁有高級工程師資格。

Mr. Shi Baofeng, aged 49, was appointed as an Executive Director and Chief Executive Officer of the Company on 28th November, 2018, and is also chairman of Corporate Governance Committee. Mr. Shi joined China Resources (Holdings) Company Limited in 2006 and China Resources Gas (Holdings) Limited in March 2007. He consecutively served as the assistant general manager and vice president of China Resources Gas (Holdings) Limited and responsible for the operation of South China Region. Mr. Shi holds a Master of Business Administration Degree from the Southwest Jiaotong University and a Master Degree from the China Europe International Business School; he also holds a Senior Engineer qualification.



葛彬先生
Mr. Ge Bin

葛彬先生，五十七歲，於二零一四年二月二十日獲委任為本公司執行董事兼副主席，主管客戶服務工作和上海、江蘇、福建、湖南及湖北大區燃氣業務。葛先生於一九九六年九月加入華潤(集團)有限公司，並自二零零七年九月起在華潤燃氣(集團)有限公司任職，歷任助理總經理、副總經理、高級副總裁。葛先生持有南京工業大學工學碩士學位，並擁有高級經濟師資格。

Mr. Ge Bin, aged 57, was appointed as an Executive Director and Vice Chairman of the Company on 20th February, 2014. He is responsible for customer service and gas business in the Greater Area of Shanghai, Jiangsu, Fujian, Hunan and Hubei. Mr. Ge joined China Resources (Holdings) Company Limited in September 1996 and has been with China Resources Gas (Holdings) Limited since September 2007 and held former positions as Assistant General Manager, Deputy General Manager, Senior Vice President. Mr. Ge holds a Master's Degree in Engineering from Nanjing Tech University, and holds a senior economist qualification.

非執行董事 Non-executive Directors



王傳棟先生
Mr. Wang Chuandong

王傳棟先生，五十八歲，於二零零八年十一月三日獲委任為本公司執行董事兼總經理，彼於二零一二年六月一日獲委任為本公司董事會主席，同時為本公司提名委員會及投資委員會主席。彼於二零一九年一月三十一日獲調任為本公司非執行董事兼董事會主席。彼自二零零七年二月起擔當華潤燃氣(集團)有限公司之董事兼總經理，現任華潤(集團)有限公司的副總經理。王先生於一九八五年加入華潤石化(集團)有限公司，曾擔任董事兼副總經理。彼在石油及相關產品貿易及分銷方面擁有逾三十六年公司管理經驗，持有中國石油大學頒發之煉油專業工學學士學位及美國德克薩斯大學工商管理碩士學位。二零二零年三月二十七日任華潤電力控股有限公司非執行董事兼董事局主席。

Mr. Wang Chuandong, aged 58, was appointed as an Executive Director and General Manager of the Company on 3rd November, 2008. He was appointed as the Chairman of the Board of the Company with effect from 1st June, 2012. He is also the Chairman of the Company's Nomination Committee and the Investment Committee. He was re-designated as a non-executive Director and the Chairman of the Board of the Company

on 31st January, 2019. He was appointed as a Director and the General Manager of China Resources Gas (Holdings) Limited in February 2007. He is currently a Deputy General Manager of China Resources (Holdings) Company Limited. Mr. WANG joined China Resources Petrochems (Group) Company Limited in 1985 and was previously its Director and Deputy General Manager. He has over 36 years of corporate management experience in the area of petroleum and related products trading and distribution and holds a Bachelor's Degree in Science majoring in Petroleum Refining from the China University of Petroleum and a Master of Business Administration Degree from the University of Texas, USA. On 27th March, 2020, he served as non-executive director and chairman of the board of directors of China Resources Power Holdings Company Limited.

Biographical Details of Directors and Senior Management



陳鷹先生
Mr. Chen Ying

陳鷹先生，四十九歲，於二零一二年六月獲委任為本公司非執行董事，彼亦為本公司投資委員會成員。彼於二零一二年五月獲委任為華潤水泥控股有限公司非執行董事，於二零一二年六月獲委任為華潤電力控股有限公司及華潤置地有限公司非執行董事，該等公司於香港聯合交易所有限公司主板上市。陳先生自二零一三年七月起獲委任為華潤(集團)有限公司首席戰略官及二零一一年十月起獲委任為戰略管理部總監。陳先生曾於一九九三年九月至二零零二年三月於本公司同系附屬公司華潤營造(控股)有限公司擔任項目工程師、項目經理及採購部經理及執行董事。此外，彼亦曾於二零零二年三月至二零一一年十月於華潤置地(北京)股份有限公司擔任董事總經理及於二零零三年三月至二零零六年二月於華潤置地有限公司擔任董事。彼亦曾於二零一二年五月至二零一五年十二月於華潤雙鶴藥業股份有限公司擔任董事以及於二零一二年六月至二零一五年十二月於華潤三九醫藥股份有限公司擔任董事。彼亦曾於二零一二年五月至二零一六年四月於華潤啤酒(控股)有限公司(前稱華潤創業有限公司)擔任非執行董事，該公司於香港聯合交易所有限公司主板上市。彼亦曾於二零一三年三月至二零一七年六月於萬科企業股份有限公司擔任非執行董事，該公司於香港聯合交易所有限公司主

板及深圳證券交易所上市。陳先生於一九九三年獲中國清華大學建築管理學學士學位及於二零零七年獲英國牛津大學工商管理碩士學位。陳先生於一九九三年加入華潤(集團)有限公司。

Mr. Chen Ying, aged 49, was appointed as a Non-executive Director of the Company in June 2012, and is also a member of the Investment Committee of the Company. He was appointed as a non-executive director of China Resources Cement Holdings Limited in May 2012, and China Resources Power Holdings Company Limited and China Resources Land Limited in June 2012. These companies are listed on the Main Board of The Stock Exchange of Hong Kong Limited. He is Chief Strategy Officer of China Resources (Holdings) Company Limited since July 2013 and the Director of Strategy Management Department since October 2011. He has worked as Project Engineer, Project Manager and Manager of Procurement Department and Executive Director of China Resources Construction (Holdings) Company Limited, a fellow subsidiary of the Company, from September 1993 to March 2002. He was also the Managing Director of China Resources Land (Beijing) Limited from March 2002 to October 2011 and a Director of China Resources Land Limited from March 2003 to February 2006. He was also a Director of China Resources Double-Crane Pharmaceutical Co., Ltd. from May 2012 to December 2015 and a director of China Resources Sanjiu Medical & Pharmaceutical Co., Ltd. from June 2012 to December 2015. He was also a non-executive director of China Resources Beer (Holdings) Company Limited (formerly known as China Resources Enterprise, Limited) from May 2012 to April 2016, which is listed on the Main Board of The Stock Exchange of Hong Kong Limited. He was also appointed as a non-executive director of China Vanke Co., Ltd. from March 2013 to June 2017, which is listed on the Main Board of The Stock Exchange of Hong Kong Limited and the Shenzhen Stock Exchange. Mr. Chen obtained a Bachelor's degree of Architectural Management from the Tsinghua University, China in 1993 and a Master's degree of Business Administration from University of Oxford, the United Kingdom, in 2007. Mr. Chen joined China Resources (Holdings) Company Limited in 1993.

董事及高級管理人員履歷

Biographical Details of Directors and Senior Management



王彥先生
Mr. Wang Yan

王彥先生，四十九歲，於二零一四年八月獲委任為本公司非執行董事，彼亦為本公司審核與風險管理委員會成員。彼於一九九四年八月加入中國華潤總公司（現稱中國華潤有限公司）。彼於二零一六年二月獲委任為華潤（集團）有限公司審計部總經理。彼於二零一四年八月獲委任為華潤電力控股有限公司、華潤置地有限公司及華潤水泥控股有限公司之非執行董事。彼於二零一六年十一月獲委任為華潤醫療控股有限公司（前稱華潤鳳凰醫療控股有限公司）非執行董事。王先生曾於二零一四年八月至二零一六年四月於華潤啤酒（控股）有限公司（前稱華潤創業有限公司）擔任非執行董事。該等公司於香港聯合交易所有限公司主板上市。王先生持有首都經貿大學財會系經濟學學士學位及國立南澳大學工商管理碩士學位，並擁有中國註冊會計師資格。

Mr. Wang Yan, aged 49, was appointed as a Non-executive Director of the Company in August 2014, and is also a member of the Audit and Risk Management Committee of the Company. He joined China Resources National Corporation (currently known as China Resources Company

Limited) in August 1994. He was appointed as the general manager of Internal Audit Department of China Resources (Holdings) Company Limited in February 2016. He was appointed as the non-executive director of China Resources Power Holdings Co. Ltd., China Resources Land Limited and China Resources Cement Holdings Ltd. in August 2014. He was also appointed as the non-executive director of China Resources Medical Holdings Company Limited (formerly known as China Resources Phoenix Healthcare Holdings Company Limited) in November 2016. Mr. Wang was a non-executive director of China Resources Beer (Holdings) Company Limited (formerly known as China Resources Enterprise, Limited) from August 2014 to April 2016. These companies are listed on the Main Board of The Stock Exchange of Hong Kong Limited. Mr. Wang holds a Bachelor's Degree in Economics from the Finance and Accounting Department, Capital University of Economics and Business, a Master of Business Administration Degree from the University of South Australia and is a qualified PRC Certified Accountant.

Biographical Details of Directors and Senior Management



溫雪飛女士
Madam Wan Suet Fei

溫雪飛女士，四十四歲，於二零一八年八月獲委任為非執行董事，彼亦為審核與風險管理委員會成員。彼於二零零八年八月加入華潤集團，現為華潤（集團）有限公司財務部高級副總經理。溫女士於一九九九年獲香港中文大學工商管理學士學位及於二零零三年獲英國杜倫大學金融學碩士學位，為香港會計師公會會員、特許公認會計師公會資深會員以及特許金融分析師，曾在投資銀行、跨國企業及會計師事務所分別從事證券研究、行業戰略發展分析、財務及審計工作。彼於華潤水泥控股有限公司（香港聯交所上市公司，股份代號：1313）擔任非執行董事。

Madam Wan Suet Fei, aged 44, was appointed as a Non-executive Director of the Company in August 2018, and is also a member of the Audit and Risk Management Committee of the Company. She joined China Resources Group in August 2008 and is currently the senior Deputy General Manager of the Finance Department of China Resources (Holdings) Company Limited. Madam Wan obtained a bachelor's degree of business administration from The Chinese University of Hong Kong in

1999 and a master's degree of science in finance from the Durham University, the United Kingdom, in 2003. She is a member of the Hong Kong Institute of Certified Public Accountants, a fellow member of the Association of Chartered Certified Accountants and a Chartered Financial Analyst. She previously served investment bank, multi-national corporations and audit firm in equity research, strategic development analysis of various industries, finance and audit respectively. She is currently a non-executive director of China Resources Cement Holdings Limited, a company listed on the Hong Kong Stock Exchange (stock code: 1313).

董事及高級管理人員履歷

Biographical Details of Directors and Senior Management



景世青先生
Mr. Jing Shiqing

景世青先生，四十歲，於二零一八年八月獲委任為非執行董事，彼亦為薪酬委員會及提名委員會成員，彼於二零零三年七月加入華潤集團。彼自二零零三年七月至二零一二年二月於華潤電力控股有限公司任職，曾從事生產技術、人力資源管理及行政管理等方面的工作。景先生自二零一二年二月起於華潤(集團)有限公司人力資源部任職，並自二零一八年五月起獲委任為人力資源部副總經理，在企業高級管理人員選拔、領導力發展、人才隊伍建設等領域積累了豐富經驗。景先生於二零零三年獲中國長沙理工大學工學學士學位及於二零一一年獲中國南京大學工商管理碩士學位。彼於華潤水泥控股有限公司(香港聯交所上市公司，股份代號：1313)擔任非執行董事。

Mr. Jing Shiqing, aged 40, was appointed as a Non-executive Director of the Company in August 2018, and is also a member of Remuneration Committee and Nomination Committee of the Company. He joined China Resources Group in July 2003. He worked in China Resources Power Holdings Company Limited from July 2003 to February 2012, with experiences in various aspects including production technology, human

resources management and administration management. Mr. Jing has worked in the Human Resources Department of China Resources (Holdings) Company Limited since February 2012, and has been appointed as the Deputy General Manager of the Human Resources Department since May 2018 with extensive experience in selection of corporate senior management, leadership development and talent team building. Mr. Jing obtained a bachelor's degree in engineering from the Changsha University of Science and Technology, China, in 2003 and a master's degree of business administration from the Nanjing University, China, in 2011. He is currently a non-executive director of China Resources Cement Holdings Limited, a company listed on the Hong Kong Stock Exchange (stock code: 1313).

獨立非執行董事 Independent Non-executive Directors



黃得勝先生
Mr. Wong Tak Shing


黃得勝先生，七十歲，於一九九八年獲委任為本公司獨立非執行董事。彼為本公司薪酬委員會主席及審核與風險管理委員會、提名委員會、投資委員會及企業管治委員會成員。黃先生任職多個專業職位及公共職務，包括香港律師會遺產委員會成員、香港律師會慈善和信託工作委員會成員（二零一一年至二零一八年）。彼於一九八四年獲香港最高法院律師資格，於一九八九年分別獲英格蘭及威爾士以及澳洲律師資格，於一九九五年獲新加坡律師資格以及於二零零三年一月十八日獲委任為中國委託公證人以及二零一零年二月十二日為英國信託及遺產學會（英國信託及遺產學會）成員。黃先生於香港私人執業逾三十年。彼於一九八四年至一九八七年間，曾在香港兩間本地律師行任職助理律師，其後於一九八七年開展個人業務。黃先生持有中國北京大學法律專業碩士學位和英國倫敦大學法律碩士學位。

Mr. Wong Tak Shing, aged 70, was appointed as an Independent Non-executive Director of the Company in 1998. He is the Chairman of the Company's Remuneration Committee and members of the Audit and

Risk Management Committee, Nomination Committee, Investment Committee and Corporate Governance Committee. Mr. Wong involves in various professional appointments and public duties, including Member of Probate Committee of the Law Society of Hong Kong and Member of Working Party on Charities and Trust of the Law Society of Hong Kong (2011-2018). He was admitted as a solicitor of the Supreme Court of Hong Kong in 1984, a solicitor of England & Wales and Australia respectively in 1989, a solicitor of Singapore in 1995 and was appointed as a China-Appointed Attesting Officer with effect from 18th January, 2003 and full member (TEP) of the Society of Trust and Estate Practitioners (STEP) with effect from 12th February, 2010. Mr. Wong has been in private practice in Hong Kong for over 30 years. From 1984 to 1987, he worked as an assistant solicitor with two local law firms in Hong Kong before setting up his own practice in 1987. Mr. Wong holds a Master's Degree in Laws from the Peking University of China and a Master's Degree in Laws from the University of London of England.

董事及高級管理人員履歷

Biographical Details of Directors and Senior Management



俞漢度先生
Mr. Yu Hon To, David

俞漢度先生，七十二歲，於二零一二年十二月二十八日獲委任為本公司獨立非執行董事、審核與風險管理委員會主席以及薪酬委員會及提名委員會成員。俞先生為英格蘭及威爾士特許會計師公會資深會員及香港會計師公會會員。彼於審計界、企業融資、財務調查以及企業管理方面擁有豐富經驗，彼亦曾為一間國際會計師行之合夥人。彼目前為中國再生能源投資有限公司、激成投資（香港）有限公司、世界華文媒體有限公司、開元資產管理有限公司（擔任開元產業投資信託基金的管理人，該基金為一項於香港聯合交易所有限公司主板上市的香港集體投資計劃）、萬華媒體集團有限公司及彩星集團有限公司之獨立非執行董事，該等公司均為香港主板上市公司。他曾任海爾電器集團有限公司（股份代號：1169）（該公司已於二零二零年十二月除牌）及昇捷控股有限公司（股份代號：2340）之獨立非執行董事，該公司於香港聯合交易所有限公司主板上市。

Mr. Yu Hon To, David, aged 72, was appointed as an Independent Non-executive Director, Chairman of the Audit and Risk Management Committee and a member of the Remuneration Committee and the Nomination Committee of the Company on 28th December, 2012. Mr. Yu is a fellow member of the Institute of Chartered Accountants in England

and Wales and an associate member of the Hong Kong Institute of Certified Public Accountants. He has extensive experience in the fields of auditing, corporate finance, financial investigation and corporate management. He was formerly a partner of an international accounting firm. He is currently an Independent Non-executive Director of China Renewable Energy Investment Limited, Keck Seng Investments (Hong Kong) Limited, Media Chinese International Limited, New Century Asset Management Limited (which is the manager of New Century Real Estate Investment Trust, a Hong Kong Collective Investment Scheme listed on the Main Board of The Stock Exchange of Hong Kong Limited), One Media Group Limited and Playmates Holdings Limited which are Main Board listed companies in Hong Kong. He served as an independent non-executive director of Haier Electronics Group Co., Ltd. (stock code: 1169), which was delisted in December 2020 and Synergis Holdings Limited (stock code: 2340), which is listed on the Main Board of The Stock Exchange of Hong Kong Limited.



楊玉川先生
Mr. Yang Yuchuan

楊玉川先生，五十六歲，於二零一八年八月獲委任為獨立非執行董事、審核與風險委員會、提名委員會及企業管治委員會成員。楊先生為香港金融管理學院客座教授、華大證券有限公司行政總裁、首席宏觀經濟學家，負責公司的日常管理和營運，於金融行業有豐富經驗。楊先生曾任世紀陽光集團控股有限公司（香港聯交所上市公司，股份代號：0509）執行董事，TTG Fintech Limited（澳洲證券交易所上市公司，股份代號：TUP）非執行董事，博大證券有限公司執行董事及陽光資產管理（香港）有限公司行政總裁。楊先生持有中國上海交通大學學士學位及美國三藩市大學工商管理碩士學位。

Mr. Yang Yuchuan, aged 56, was appointed as an Independent Non-executive Director and a member of the Audit and Risk Management Committee, Nomination Committee and Corporate Governance Committee of the Company in August 2018. Mr. YANG is the Guest Professor of Hong Kong Financial Services Institute, the chief executive and chief macro economist of Prime China Securities Limited, responsible for the day-to-day management and operation of the company. He has extensive experience in financial industry. Mr. YANG was an executive director of

Century Sunshine Group Holdings Limited, a company listed on the Hong Kong Stock Exchange (stock code: 0509); a non-executive director of TTG Fintech Limited, a company listed on the Australian Securities Exchange (stock code: TUP); an executive director of Partners Capital Securities Limited and the chief executive of Sunshine Asset Management (HK) Limited. Mr. YANG holds a bachelor's degree from Shanghai Jiao Tong University in the PRC and a master's degree of business administration from University of San Francisco in the United States of America.

Biographical Details of Directors and Senior Management



胡曉勇先生
Mr. Hu Xiaoyong

胡曉勇先生，五十六歲，於二零一九年一月獲委任為本公司獨立非執行董事及薪酬委員會成員。彼於二零一五年五月獲委任為北控清潔能源集團有限公司（股份代號：1250）主席及執行董事。胡先生畢業於清華大學，取得高級管理人員工商管理碩士學位。彼於工商管理方面擁有約二十四年以上經驗。胡先生於二零零一年至二零一三年擔任中科成環保集團有限公司董事長。於二零零八年八月一日至二零一六年三月三十日期間，彼為北控水務集團有限公司（股份代號：371）（「北控水務集團」）之執行董事兼行政總裁。自二零一六年三月三十日起，彼獲委任為北控水務集團之名譽主席。於二零一四年九月至二零一八年十月期間，彼為北控醫療健康產業集團有限公司（股份代號：2389）的執行董事，其股份均於香港聯合交易所有限公司主板上市。

Mr. Hu Xiaoyong, aged 56, was appointed as an Independent Non-executive Director and a member of the Remuneration Committee of the Company in January 2019. He was appointed as the Chairman and an executive director of Beijing Enterprises Clean Energy Group Limited (Stock code: 1250) in May 2015. Mr. Hu graduated from the

Tsinghua University with an executive master degree of business administration. He has approximately over 24 years' experience in business management. From 2001 to 2013, Mr. Hu worked with 中科成環保集團有限公司 (Zhong Ke Cheng Environment Protection Group Company Limited*) as chairman. During the period from 1st August 2008 to 30th March 2016, he was an executive director and the chief executive officer of Beijing Enterprises Water Group Limited (Stock code: 371) ("BEWG"). He has been appointed as the honorary chairman of BEWG since 30th March 2016. During the period from September 2014 to October 2018, he was executive director of Beijing Enterprises Medical and Health Industry Group Limited (Stock code: 2389), shares of which are listed on the main board of The Stock Exchange of Hong Kong Limited.

董事及高級管理人員履歷

Biographical Details of Directors and Senior Management

高級管理人員

朱鍾坤先生，五十四歲，於二零一四年二月獲委任為華潤燃氣(集團)有限公司高級副總裁，負責營運與安全工作。朱先生持有南京化工學院(現稱南京工業大學)化工自動化專業工學學士學位和蘇州大學世界經濟專業碩士學位，並擁有高級工程師資格。彼於二零零三年八月加入華潤(集團)有限公司。

程潔女士，四十六歲，於二零一四年二月獲委任為華潤燃氣(集團)有限公司高級副總裁，負責信息、財務及內部審計工作。程女士持有中南財經大學工商管理學士學位。彼於二零零五年六月起在華潤燃氣(集團)有限公司任職，曾擔任財務總監。程女士在加入華潤燃氣(集團)有限公司前，曾於聯合證券投資銀行部擔任高級經理。

黃偉中先生，五十五歲，於二零零七年九月獲委任為華潤燃氣(集團)有限公司副總裁，負責投資與法律事務工作。黃先生持有復旦大學國際金融專業碩士學位，並持有律師及工程師執業牌照。彼於二零零零年三月加入華潤(集團)有限公司，並自二零零七年三月起在華潤燃氣(集團)有限公司任職。

SENIOR MANAGEMENT

Mr. Zhu Likun, aged 54, was appointed as a Senior Vice President of China Resources Gas (Holdings) Limited in February 2014, responsible for operation and safety work. Mr. Zhu holds a Bachelor's Degree majoring in Petro-chemical Industry Automation from the Nanjing University of Chemical Technology (currently known as Nanjing University of Technology), a Master's Degree majoring in International Economics from the Soochow University, and a Senior Engineer qualification. He joined China Resources (Holdings) Company Limited in August 2003.

Ms. Cheng Jie, aged 46, was appointed as a Senior Vice President of China Resources Gas (Holdings) Limited in February 2014, responsible for information, finance and internal audit work. Ms. Cheng holds a Bachelor's Degree in Business Administration from Zhongnan University of Finance and Economics. She has worked in China Resources Gas (Holdings) Limited since June 2005, where she once served as the Financial Controller. Prior to joining China Resources Gas (Holdings) Limited, Ms. Cheng served as a senior manager in investment banking division of Head & Shoulders Securities.

Mr. Huang Weizhong, aged 55, was appointed as a Vice President of China Resources Gas (Holdings) Limited in September 2007, responsible for investment and legal affairs. Mr. Huang holds a Master's Degree majoring in International Finance from the Fudan University and licenses to practice as a lawyer and an engineer. He joined China Resources (Holdings) Company Limited in March 2000 and has been working for China Resources Gas (Holdings) Limited since March 2007.

Biographical Details of Directors and Senior Management

殷小軍先生，四十七歲，於二零一二年三月獲委任為華潤燃氣(集團)有限公司副總裁，負責北方大區經營管理工作。彼於一九九六年至二零零三年，先後擔任蘇州新區燃氣公司調度、工程設計、管線所副所長、營業所副所長、總工辦副主任、車間主任及生產科科長，並於二零零三年至二零零五年任蘇州華潤燃氣有限公司助理總經理，二零零五年至二零零九年任成都市燃氣有限責任公司常務副總經理，二零零九年至二零一一年任昆明華潤燃氣有限公司總經理。殷先生畢業於同濟大學，擁有燃氣專業學士學位。

朱平先生，五十五歲，於二零一二年三月獲委任為華潤燃氣(集團)有限公司副總裁，負責華北大區經營管理工作。彼於二零零四年九月起在華潤燃氣(集團)有限公司任職，曾擔任行政總監。朱先生曾任淮南市煤氣公司副總經理；二零零零年至二零零一年，任餘姚城市燃氣有限公司常委副總；並於二零零一年至二零零四年，任溫州新奧燃氣有限公司高級項目經理及總經理。

陳國勇先生，五十九歲，於二零一二年三月獲委任為華潤燃氣(集團)有限公司副總裁，負責中西大區經營管理工作。自二零一五年四月起，彼負責河南及山西大區經營管理工作，同時兼任鄭州華潤燃氣有限公司董事長、總經理。彼現任中國土木工程學會燃氣輸配專業委員會委員。彼於一九八四年加入濟寧市煤氣公司設計所；一九八五年至一九八六年任濟寧市煤氣公司設計所助理工程師；一九八六年至二零零零年任濟寧市煤氣公司調度處主任及工程師；二零零零年至二零零五年任濟寧市煤氣公司黨總支副書記及副總經理；二零零五年至二零零七年任濟寧市煤氣公司黨總支書記及總經理。

Mr. Yin Xiaojun, aged 47, was appointed as Vice President of China Resources Gas (Holdings) Limited in March 2012, responsible for operation and management of Northern Region. He served as various posts in Suzhou Xin Qu Gas Corporation (蘇州新區燃氣公司) from 1996 to 2003, including Scheduling, Engineering Design, Pipelines Deputy Director, Business Deputy Director, Deputy Director of the Chief Engineer Office, Workshop Director and Production Chief Director, he also served as Assistant General Manager in Suzhou China Resources Gas Co., Ltd. from 2003 to 2005, Executive Deputy General Manager of Chengdu City Gas Co., Ltd. from 2005 to 2009 and General Manager of Kunming China Resources Gas Co., Ltd. from 2009 to 2011. Mr. Yin graduated from Tongji University and holds a Bachelor's Degree in Gas Profession.

Mr. Zhu Ping, aged 55, was appointed as a Vice President of China Resources Gas (Holdings) Limited in March 2012, responsible for operation and management of North China Region. He has been with China Resources Gas (Holdings) Limited since September 2004, where he once served as the Head of Administration. Mr. Zhu had served as a Deputy General Manager in Huainan Gas Corporation (淮南市煤氣公司), an Executive Deputy General Manager in Yuyao Urban Gas Co., Ltd. (餘姚城市燃氣有限公司) from 2000 to 2001, and Senior Project Manager and General Manager in Wenzhou Xinao Gas Co., Ltd. (溫州新奧燃氣有限公司) from 2001 to 2004.

Mr. Chen Guoyong, aged 59, was appointed as Vice President of China Resources Gas (Holdings) Limited in March 2012, responsible for operation and management of Central and Western Region. He is also responsible for operation and management of the Greater Henan and Shanxi Area, and concurrently serves as Chairman and General Manager of Zhengzhou China Resources Gas Co., Ltd. (鄭州華潤燃氣有限公司) since April 2015. He is currently a Committee Member of the Gas Transmission and Distribution Professional of the China Civil Engineering Society. He joined the Design Institute of Jining Gas Company in 1984 and served as an Assistant Engineer from 1985 to 1986. Mr. Chen served as Director of the Dispatch Office and an Engineer of Jining Gas Company from 1986 to 2000, Deputy Secretary of the CPC Committee and Deputy General Manager of Jining Gas Company from 2000 to 2005, and Secretary of CPC Committee and General Manager of Jining Gas Company from 2005 to 2007.

董事及高級管理人員履歷

Biographical Details of Directors and Senior Management

陸泓先生，五十歲，於二零一二年三月獲委任為華潤燃氣(集團)有限公司副總裁，負責東南大區經營管理工作，陸先生持有天津商學院商業企業管理學士學位。彼於一九九三年至二零零零年任北京金業房地產職員到常務副總；二零零零年至二零零四年任福州京友新型建材有限公司董事長；二零零四年至二零零七年任福建安然燃氣有限公司職員至副總經理；二零零七年至二零零八年任岳陽華潤燃氣有限公司兼潛江華潤燃氣有限公司總經理；於二零零八年至二零零九年任昆明華潤燃氣有限公司總經理；自二零零九年起任福州華潤燃氣有限公司總經理；自二零一一年起任福建大區總經理；並自二零一五年五月起任廈門華潤燃氣有限公司代總經理。

楊平先生，四十七歲，於二零一六年十二月獲委任為華潤燃氣(集團)有限公司副總裁，負責華中大區工作。彼於二零零五年至二零一一年任華潤燃氣(集團)有限公司上海代表處首席代表；二零一一年至二零一二年任華潤燃氣(集團)有限公司辦公室總經理；二零一二年至二零一四年任湖北大區副總經理兼任武鋼華潤燃氣(武漢)有限公司總經理；楊先生畢業於同濟大學，擁有燃氣專業學士學位。

黎小雙先生，四十二歲，於二零二零年十二月二十八日獲任為華潤燃氣(集團)有限公司副總裁、首席財務官，負責財務管理工作。彼於二零零七年至二零零九年任華潤燃氣(集團)有限公司投資部副經理，二零零九年至二零一二年任華潤燃氣(集團)有限公司投資部副總經理，二零一二年至二零一五年任華潤燃氣控股有限公司審計監察部總經理，二零一五年至二零一六年任華潤燃氣控股有限公司財務部總經理，二零一六年至二零二零年任華潤燃氣(集團)有限公司助理總裁。

Mr. Lu Hong, aged 50, was appointed as Vice President of China Resources Gas (Holdings) Limited in March 2012, responsible for operation and management of Southeast Region. Mr. Lu holds a Bachelor's Degree in Commercial Enterprise Management from Tianjin University of Commerce. He served at various posts (from staff member to Executive Deputy General Manager) in Beijing Jinye Real Estate Development Co., Ltd. (北京金業房地產) from 1993 to 2000, Chairman of Fuzhou Jingyou New Building Materials Co., Ltd. (福州京友新型建材有限公司) from 2000 to 2004, and various posts (from staff member to Deputy General Manager) in Fujian Anran Gas Co., Ltd. (福建安然燃氣有限公司) from 2004 to 2007. He served as General Manager of Yueyang China Resources Gas Co., Ltd. and Qianjiang China Resources Gas Co., Ltd. from 2007 to 2008, General Manager of Kunming China Resources Gas Co. Ltd. from 2008 to 2009, General Manager of Fuzhou China Resources Gas Co., Ltd. since 2009, General Manager of Greater Fujian Area since 2011, and Acting General Manager of Xiamen China Resources Gas Co., Ltd. since May 2015.

Mr. Yang Ping, aged 47, was appointed as Vice President of China Resources Gas (Holdings) Limited in December 2016, responsible for the operation of Central China Region. Mr. Yang was the Chief Representative of the Shanghai Representative Office of China Resources Gas (Holdings) Limited from 2005 to 2011, the General Manager of the Office & Administration Department of China Resources Gas (Holdings) Limited from 2011 to 2012, the Vice General Manager of the Greater Hubei Area and the General Manager of Wugang China Resources Gas (Wuhan) Co., Ltd from 2012 to 2014. Mr. Yang graduated from Tongji University and holds a Bachelor's Degree in Gas Profession.

Mr. Li Joshua, aged 42, was appointed as Vice President and Chief Financial Officer of China Resources Gas (Holdings) Limited on 28th December, 2020, and responsible for financial management. He served as Vice Manager of Investment Department of China Resources Gas (Holdings) Limited from 2007 to 2009, Vice General Manager of Investment Department of China Resources Gas (Holdings) Limited from 2009 to 2012, General Manager of Audit & Supervision Department of China Resources Gas Group Limited from 2012 to 2015, General Manager of Financial Department of China Resources Gas Group Limited from 2015 to 2016, and Assistant President of China Resources Gas (Holdings) Limited from 2016 to 2020.

Biographical Details of Directors and Senior Management

車德臣先生，四十六歲，於二零二零年十二月二十八日獲任為華潤燃氣(集團)有限公司副總裁，同時任重慶燃氣集團股份有限公司總經理。二零零六年至二零一一年任富陽華潤燃氣有限公司總經理，二零一一年至二零一三年華潤(南京)市政工程有限公司總經理，二零一三年至二零一四年成都市燃氣有限責任公司總經理，二零一四年至二零二零年華潤燃氣(集團)有限公司四川大區執行總經理同時於二零一六年至二零二零年任華潤燃氣(集團)有限公司助理總裁。

肖中華先生，四十九歲，於二零二零年十二月二十八日獲任為華潤燃氣(集團)有限公司副總裁，負責紀律管理工作。彼於二零零七年至二零一一年任華潤燃氣控股有限公司人力資源部助理總經理，二零一一年至二零一二年任華潤燃氣控股有限公司辦公室助理總經理，二零一二年至二零一三年任華潤燃氣控股有限公司辦公室副總經理，二零一三年至二零一五年任華潤燃氣控股有限公司辦公室總經理，二零一五年至二零一八年任華潤燃氣控股有限公司紀委委員、辦公室總經理，二零一八年至二零二零年任華潤(燃氣)集團有限公司助理總裁。

Mr. Che Dechen, aged 46, was appointed as Vice President of China Resources Gas (Holdings) Limited on 28th December, 2020, and he also serves as the General Manager of 重慶燃氣集團股份有限公司. He served as General Manager of 富陽華潤燃氣有限公司 from 2006 to 2011, General Manager of 華潤(南京)市政工程有限公司 from 2011 to 2013, General Manager of Chengdu City Gas Co., Ltd. from 2013 to 2014, Executive General Manager of Sichuan Region of China Resources Gas (Holdings) Limited from 2014 to 2020, and also served as Assistant President of China Resources Gas (Holdings) Limited from 2016 to 2020.

Mr. Xiao Zhonghua, aged 49, was appointed as the Vice President of China Resources Gas (Holdings) Limited on 28th December, 2020. He is responsible for discipline management. He successively served as the Assistant General Manager of the Human Resources Department of China Resources Gas Holdings Co., Ltd. from 2007 to 2011, the Assistant General Manager of the Office & Administration Department of China Resources Gas Holdings Co., Ltd. from 2011 to 2012, the Deputy General Manager of the Office & Administration Department of China Resources Gas Holdings Co., Ltd. from 2012 to 2013, the General Manager of the Office & Administration Department of China Resources Gas Holdings Co., Ltd. from 2013 to 2015, a member of the Disciplinary Committee and the General Manager of the Office & Administration Department of China Resources Gas Holdings Co., Ltd. from 2015 to 2018 and the Assistant President of China Resources Gas (Holdings) Limited from 2018 to 2020.

企業管治報告

Corporate Governance Report

本集團一直致力維持一個優良可靠的企業管治架構，為其股東提供一個具透明度、公開和負責的架構。

遵守企業管治守則

本公司已採納上市規則附錄十四所載企業管治守則（「守則」）中的強制性條文的規定。為符合守則強制性條文的規定，本公司已於二零零五年十二月二十三日採納企業管治手冊（「手冊」），並其後分別於二零零八年、二零零九年、二零一零年、二零一二年、二零一三年、二零一四年、二零一五年、二零一六年及二零一八年對其進行更新。手冊內容包括（其中包括）董事職責、董事進行證券交易的標準守則、有關僱員進行證券交易的標準守則、審核與風險管理、薪酬、提名、投資及企業管治委員會的功能及職權範圍、數據披露、與股東溝通、股東提名候選董事的程序及董事會成員多元化政策等內容。手冊已採納並反映守則的所有強制性條文的規定。除偏離守則條文D.1.4外，本公司於年內已遵守守則的強制性條文的規定，偏離行為之解釋如下：

The Group is dedicated to maintaining a good credible framework of corporate governance with a view to being transparent, open and accountable to its shareholders.

COMPLIANCE WITH CORPORATE GOVERNANCE CODE

The Company has adopted the mandatory provisions of the Corporate Governance Code (the “Code”) set out in Appendix 14 to the Listing Rules. In line with the mandatory provisions of the Code, the Company adopted a Corporate Governance Handbook (the “Handbook”) on 23rd December, 2005 and subsequently updated it in 2008, 2009, 2010, 2012, 2013, 2014, 2015, 2016 and 2018 respectively. The contents of the Handbook include, among others, directors’ duties, model code for directors’ transactions in securities, model code for securities transactions by relevant employees, the functions and terms of reference of the Audit and Risk Management, Remuneration, Nomination, Investment and Corporate Governance Committees, disclosure of information, communication with shareholders, procedures for shareholders to propose a person for election as a director and Board diversity policy. All the mandatory provisions under the Code have been adopted and reflected in the Handbook. The Company has throughout the year complied with the mandatory provisions of the Code except for the deviation from the code provision D.1.4 which is explained as follows:

守則條文D.1.4規定，本公司應有正式的董事委任書，訂明有關彼等委任的主要條款及條件。本公司並沒有向董事發出正式的委任書，惟彼等須根據細則至少每三年輪值退任一次。再者，董事須參考由公司註冊處出版之《董事責任指引》及由香港董事學會出版之《董事指引》及《獨立非執行董事指南》(如適用)中列明之指引履行彼等作為本公司董事之職責及責任。而且，董事亦須遵守法規及普通法之要求、上市規則、法律及其他監管要求及本公司之業務及管治政策。

除上述披露者外及根據董事之意見，本公司於年內一直遵守守則內所載之守則條文。

董事會

於本年報日期，董事會成員包括二名執行董事、五名非執行董事及四名獨立非執行董事，其中俞漢度先生擁有符合上市規則規定的合適專業會計經驗及知識。各董事的姓名及履歷載於本年報第33至41頁。

各獨立非執行董事已按照上市規則第3.13條規定的指引，確認彼等獨立於本公司，而本公司亦認為彼等屬獨立人士。各非執行董事(包括獨立非執行董事)的任期為三年，而根據本公司的公司細則，三分之一的董事須於每次股東週年大會上輪流退任。董事會成員間的關係(包括財務、業務、家庭或其他重要／相關的關係)(如有)已於本年報披露。主席與總裁之間並無上述關係。

Under the code provision D.1.4, the Company should have formal letters of appointment for directors setting out the key terms and conditions of their appointment. The Company did not have formal letters of appointment for Directors. However, the Directors are subject to retirement by rotation at least once every three years in accordance with the Bye-Laws. In addition, the Directors are required to refer to the guidelines set out in "A Guide on Directors' Duties" issued by the Companies Registry and "Guidelines for Directors" and "Guide for Independent Non-executive Directors" (if applicable) published by the Hong Kong Institute of Directors in performing their duties and responsibilities as directors of the Company. Besides, the Directors are required to comply with the requirements under statute and common law, the Listing Rules, legal and other regulatory requirements and the Company's business and governance policies.

Save as mentioned above and in the opinion of the Directors, the Company has met the code provisions set out in the Code throughout the year.

THE BOARD

As at the date of this annual report, the Board consists of two Executive Directors, five Non-executive Directors and four Independent Non-executive Directors, one of whom namely Mr. Yu Hon To, David has the appropriate professional accounting experience and expertise as required under the Listing Rules. The names and biographical details of each Director are disclosed on pages 33 to 41 of this annual report.

Each Independent Non-executive Director has, pursuant to the guidelines set out in rule 3.13 of the Listing Rules, confirmed that he is independent of the Company and the Company also considers that they are independent. The term of office of each Non-executive Director, including Independent Non-executive Director, is for a period of three years subject to the requirement that one-third of all the Directors shall retire from office by rotation at each annual general meeting pursuant to the Bye-laws of the Company. The relationship (including financial, business, family or other material/relevant relationship), if any, among members of the Board are disclosed in this annual report. There is no such relationship between the Chairman and the Chief Executive Officer.

職能

董事會負責管理本公司及制訂本公司的發展方針。本集團的策略、年度預算、重大收購及出售、重大資本投資、股息政策、董事及高級管理人員任免、薪酬政策及其他主要營運、財務、風險管理及內部監控事項均必須經過董事會審批。本集團的日常運作則由本公司管理人員負責。

於二零二零年，董事會以董事會所有董事參與方式通過日期為二零二零年五月十七日、二零二零年七月十日的2項書面決議案，以審閱及批准2項管理建議。

董事會於二零二零年舉行定期會議。下表載列各董事的個別出席情況：

FUNCTIONS

The Board is responsible both for how the Company is managed and the Company's direction. Approval of the Board is required for the strategy of the Group, yearly budget, major acquisition and disposal, major capital investment, dividend policy, appointment and removal of Directors and senior management, remuneration policy and other major operational, financial, risk management and internal control matters. Day-to-day operations of the Group are the responsibility of the Company's management.

In 2020, the Board passed 2 written resolutions by all members of the Board dated 17th May, 2020 and 10th July, 2020, respectively to review and approve 2 management proposals.

The Board held regular meetings during 2020. Details of individual attendance of Directors are set out in the table below:

日期	二零二零年 三月二十七日	二零二零年 四月二十八日	二零二零年 五月十一日	二零二零年 八月十三日	二零二零年 八月二十五日	二零二零年 十一月二十七日
Date	27th March, 2020	28th April, 2020	11th May, 2020	13th August, 2020	25th August, 2020	27th November, 2020
執行董事	Executive Directors					
葛彬先生	√	√	√	0	0	√
史寶峰先生	√	√	√	√	√	√
非執行董事	Non-executive Directors					
王傳棟先生	√	0	√	0	√	√
陳鷹先生	0	0	0	√	√	0
王彥先生	0	0	√	0	0	0
溫雪飛女士	√	√	0	√	√	√
景世青先生	√	0	√	√	0	√
獨立非執行董事	Independent Non-executive Directors					
黃得勝先生	√	√	0	√	√	√
俞漢度先生	√	√	√	√	√	√
楊玉川先生	√	√	0	√	√	√
胡曉勇先生	√	√	√	√	√	√

備註(亦適用於下文各表)：

√ = 出席
0 = 缺席
N/A = 不適用

Remarks (also applicable to the tables set out below):

√ = attended
0 = didn't attend
N/A = not applicable

本公司於二零二零年舉行一次股東大會。下表載列各董事的個別出席情況：

The Company held one general meeting during 2020. Details of individual attendance of Directors are set out in the table below:

	日期 Date	二零二零年 五月二十二日 22nd May, 2020
執行董事	Executive Directors	
葛彬先生	Mr. Ge Bin	√
史寶峰先生	Mr. Shi Baofeng	√
非執行董事	Non-executive Directors	
王傳棟先生	Mr. Wang Chuandong	√
陳鷹先生	Mr. Chen Ying	○
王彥先生	Mr. Wang Yan	○
溫雪飛女士	Madam Wan Suet Fei	○
景世青先生	Mr. Jing Shiqing	○
獨立非執行董事	Independent Non-executive Directors	
黃得勝先生	Mr. Wong Tak Shing	√
俞漢度先生	Mr. Yu Hon To, David	√
楊玉川先生	Mr. Yang Yuchuan	○
胡曉勇先生	Mr. Hu Xiaoyong	○

於二零二零年，主席與本公司獨立非執行董事舉行了會議，並無其他董事出席。

In 2020, the chairman has held a meeting with the independent non-executive directors of the Company without the presence of other directors.

董事會成員多元化政策

本公司於二零一三年八月二十三日採納董事會成員多元化政策（「政策」）。此政策之概要連同為執行此政策而制定之可計量目標及達標進度於下文披露。

BOARD DIVERSITY POLICY

The Company adopted a board diversity policy (the "Policy") on 23rd August, 2013. A summary of this Policy, together with the measurable objectives set for implementing this Policy, and the progress made towards achieving those objectives are disclosed as below.

政策概要

本公司視董事會層面的多元化為維持競爭優勢的重要元素。一個真正多元化的董事會將包括具備不同技能、地區及行業經驗、背景、性別及其他特質的董事會成員，並可加以利用。該等差異將於釐定董事會的最適合組成時予以考慮，並於可能情況下保持適當平衡。董事會所有委任均按董事會整體有效運作所需要的技能及經驗水平作出。

Summary of the Policy

The Company sees diversity at Board level as an essential element in maintaining a competitive advantage. A truly diverse Board will include and make good use of differences in the skills, regional and industry experience, background, gender and other qualities of the members of the Board. These differences will be considered in determining the optimum composition of the Board and when possible should be balanced appropriately. All Board appointments are made on merit, in the content of the skills and experience the Board as a whole requires to be effective.

可計量目標

提名委員會將每年作出討論及協定為達致董事會成員多元化的所有可計量目標，並向董事會建議有關目標以供採納。於任何特定時間，董事會可尋求改善其於一方面或多方面的多元化，並相應計量進度。於回顧年度，提名委員會並無制定可計量目標。

執行

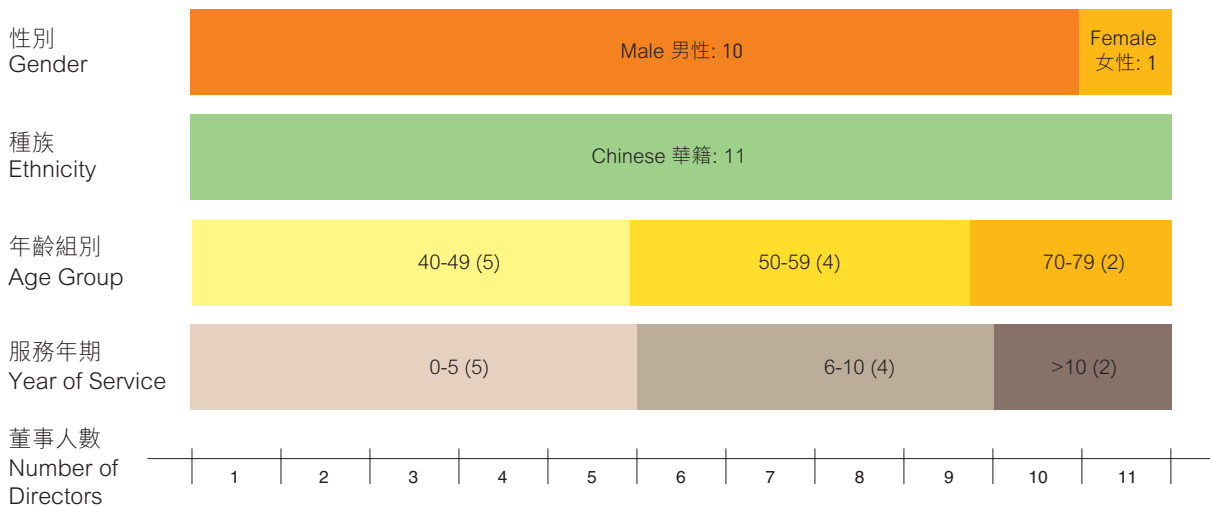
於本報告日期，董事會在主要多元化層面之組成概述如下：

Measurable Objectives

The Nomination Committee will discuss and agree annually all measurable objectives for achieving diversity on the Board and recommend them to the Board for adoption. At any given time, the Board may seek to improve one or more aspects of its diversity and measure progress accordingly. For the year under review, no measurable objective was set by the Nomination Committee.

Implementation

As at the date of this report, the Board's composition under major diversified perspectives was summarised as follows:



董事培訓

本公司鼓勵所有董事參與持續專業發展以提高及更新自己的知識和技能。每位新委任的董事將收到包括上市公司董事的法定及法規責任指引。有關上市規則及其他適用監管規定最新發展的相關更新亦會提供予董事，以確保合規性及提高彼等對良好企業管治的關注。

董事於年內參與的持續專業發展情況如下：

DIRECTORS' TRAINING

All Directors are encouraged to participate in continuous professional development to develop and refresh their knowledge and skills. Each newly appointed Director would receive the guides covering the statutory and regulatory obligations of a director of a listed company. The relevant updates on the latest developments regarding the Listing Rules and other applicable regulatory requirements are also provided to the Directors in order to ensure compliance and raise their concerns on good corporate governance.

Participation of Directors in continuous professional development during the year is as follows:

		接受培訓、出席研討會、會議及／或論壇或於研討會、會議及／或論壇致詞	閱讀最新監管資訊或有關本公司或其業務的資料
		Receiving training; attending and/or giving talks at seminars, conference and/or forums	Reading regulatory updates or information relevant to the Company or its business
執行董事	Executive Directors		
葛彬先生	Mr. Ge Bin	√	√
史寶峰先生	Mr. Shi Baofeng	√	√
非執行董事	Non-executive Directors		
王傳棟先生	Mr. Wang Chuandong	√	√
陳鷹先生	Mr. Chen Ying	√	√
王彥先生	Mr. Wang Yan	√	√
溫雪飛女士	Madam Wan Suet Fei	√	√
景世青先生	Mr. Jing Shiqing	√	√
獨立非執行董事	Independent Non-executive Directors		
黃得勝先生	Mr. Wong Tak Shing	√	√
俞漢度先生	Mr. Yu Hon To, David	√	√
楊玉川先生	Mr. Yang Yuchuan	√	√
胡曉勇先生	Mr. Hu Xiaoyong	√	√

主席及總裁

於本年報日期，董事會主席為王傳棟先生，而史寶峰先生為總裁。主席負責領導董事會，並與董事會共同制訂本公司的業務策略及長期目標，而總裁則負責執行董事會的決定，並負責本公司日常管理。

董事委員會

為加強董事會的職能以及提升其專業知識，於本年報日期，董事會屬下設有五個委員會，分別為審核與風險管理、薪酬、提名、投資及企業管治委員會，各自負責不同的職能。

審核與風險管理委員會

於本年報日期，審核與風險管理委員會由三名獨立非執行董事俞漢度先生（主席）、黃得勝先生、楊玉川先生及二名非執行董事王彥先生、溫雪飛女士組成。該委員會負責就本集團財務申報過程、內部監控、風險管理以及內部審核職務的有效性提供獨立客觀的審閱，其職能大致可分為以下三大範疇：

- 負責就外聘核數師的委任、重新委任及罷免向董事會提供建議，批准外聘核數師的薪酬及聘用條款以及處理任何有關外聘核數師辭任或辭退外聘核數師的事項；
- 審閱本公司全年與中期報告財務報表及賬目；
- 監管本公司的財務申報制度、內部監控與風險管理制度。

審核與風險管理委員會職權範圍書已上載至聯交所及本公司網站。

CHAIRMAN AND THE CHIEF EXECUTIVE OFFICER

As at the date of this annual report, the Chairman of the Board is Mr. Wang Chuandong while Mr. Shi Baofeng is the Chief Executive Officer. The Chairman provides leadership to the Board and formulate, together with the Board, the business strategies and long-term objectives of the Company whilst the Chief Executive Officer carries out the decisions made by the Board and is in charge of the Company's day-to-day management.

BOARD COMMITTEES

To strengthen the functions of the Board and to enhance its expertise, as at the date of this annual report, there are five committees namely, the Audit and Risk Management, Remuneration, Nomination, Investment and Corporate Governance Committees under the Board, with each performing different functions.

Audit and Risk Management Committee

As at the date of this annual report, the Audit and Risk Management Committee comprises of three Independent Non-executive Directors namely Mr. Yu Hon To, David (Chairman), Mr. Wong Tak Shing and Mr. Yang Yuchuan and two Non-executive Directors, namely Mr. Wang Yan and Madam Wan Suet Fei. The Committee's role is to provide an independent and objective review of the effectiveness of the financial reporting process, internal control, risk management as well as internal audit function of the Group. Its functions broadly fall into the following three main areas:

- make recommendations to the Board on the appointment, reappointment and removal of external auditor, and to approve the remuneration and terms of engagement of external auditor and any matters related to the resignation or dismissal of external auditor;
- review the financial statements of the Company's annual and half-year reports and accounts;
- oversee the Company's financial reporting system, internal controls and risk management systems.

The terms of reference of the Audit and Risk Management Committee have been uploaded to the websites of the Stock Exchange and the Company.

於二零二零年及截至本年報日期，審核與風險管理委員會已審閱二零一九年的財務報表與全年業績公告以及二零二零年的半年業績及全年業績，當中包括檢討本集團的財務及會計政策與常規；審閱本公司於二零一九年及二零二零年進行的持續關連交易；及審閱本公司審計部編製的內部審計報告。

審核與風險管理委員會於二零二零年舉行三次會議。下表載列各成員的個別出席情況：

During 2020 and up to the date of this annual report, the Audit and Risk Management Committee has reviewed the financial statements and yearly results announcement for 2019, and those for the half-yearly results and yearly results for 2020. These include the review of the Group's financial and accounting policies and practices; the review of the continuing connected transactions of the Company conducted in 2019 and 2020; and the review of the internal audit reports prepared by the Company's Audit Division.

The Audit and Risk Management Committee has held three meetings during 2020. Details of individual attendance of its members are set out in the table below:

日期	Date	主席	成員			
		Chairman	Members			
		俞漢度先生 Mr. Yu Hon To, David	黃得勝先生 Mr. Wong Tak Shing	王彥先生 Mr. Wang Yan	溫雪飛女士 Madam Wan Suet Fei	楊玉川先生 Mr. Yang Yuchuan
二零二零年三月二十三日	23rd March, 2020	√	√	√	√	√
二零二零年八月十三日	13th August, 2020	√	√	○	√	√
二零二零年十二月十日	10th December, 2020	√	√	○	√	√

薪酬委員會

薪酬委員會的主要職能為釐定及檢討董事及高級管理人員的薪酬及福利政策，包括但不限於花紅計劃、獎勵計劃及其他長期獎勵計劃，以及各董事及高級管理人員的花紅分配及薪金調整。

薪酬委員會職權範圍書已上載至聯交所及本公司網站。

於本年報日期，薪酬委員會由三名獨立非執行董事黃得勝先生（主席）、俞漢度先生、胡曉勇先生及一名非執行董事景世青先生組成。

Remuneration Committee

The role and main function of the Remuneration Committee is to determine and review the compensation and benefit policy of Directors and senior management, including but not limited to bonus plan, Incentive Award Scheme and other long term incentive plan, as well as bonus allocation and salary adjustment of each Director and senior management.

The terms of reference of the Remuneration Committee have been uploaded to the websites of the Stock Exchange and the Company.

As at the date of this annual report, the Remuneration Committee comprises of three Independent Non-executive Directors namely Mr. Wong Tak Shing (Chairman), Mr. Yu Hon To, David and Mr. Hu Xiaoyong and one Non-executive Director namely Mr. Jing Shiqing.

企業管治報告

Corporate Governance Report

於二零二零年，薪酬委員會以所有委員參與方式通過日期為二零二零年五月十四日的1項書面決議案，以審閱及批准1項管理建議。

薪酬委員會於二零二零年舉行一次會議，以審閱及釐定執行董事及高級管理層的有關花紅及酬金。下表載列各成員的個別出席情況：

日期	Date	主席	成員		
		Chairman	Members		
		黃得勝先生 Mr. Wong Tak Shing	俞漢度先生 Mr. Yu Hon To, David	景世青先生 Mr. Jing Shiqing	胡曉勇先生 Mr. Hu Xiaoyong
二零二零年十一月二十七日	27th November, 2020	√	√	√	√

於截至二零二零年十二月三十一日止年度，高級管理人員按範圍劃分之薪酬載列如下：

薪酬範圍 (港元)	Remuneration band (HKD)	人數 Number of persons
0港元至1,000,000港元	HKD0 to HKD1,000,000	0
1,000,001港元至1,500,000港元	HKD1,000,001 to HKD1,500,000	0
1,500,001港元至2,000,000港元	HKD1,500,001 to HKD2,000,000	1
2,000,001港元至2,500,000港元	HKD2,000,001 to HKD2,500,000	5
2,500,001港元至3,000,000港元	HKD2,500,001 to HKD3,000,000	5
3,000,001港元至3,500,000港元	HKD3,000,001 to HKD3,500,000	2

有關董事酬金及五名最高薪人士之更多詳情，已按上市規則附錄16之規定予以披露，並載於綜合財務報表附註11。

提名委員會

提名委員會的主要職能為檢討董事會架構及組成，並就推選個別提名人士出任董事向董事會提供推薦建議。

In 2020, the Remuneration Committee passed a written resolution dated 14th May, 2020 by way of the participation of all members to review and approve 1 management proposal.

During 2020, the Remuneration Committee held one meeting to review and determine related bonus and compensation of the Executive Directors and senior management. Details of individual attendance of its members are set out in the table below:

For the year ended 31st December, 2020, the remuneration of the members of the senior management by band is set out below:

Further particulars regarding the directors' emoluments and the five highest paid individuals as required to be disclosed pursuant to Appendix 16 to the Listing Rules are set out in note 11 to the consolidated financial statements.

Nomination Committee

The role and main function of the Nomination Committee is to review the structure and composition of the Board, and to make recommendation to the Board on the selection of individual nominated for directorships.

提名委員會職權範圍書已上載至聯交所及本公司網站。

於本年報日期，提名委員會由兩名非執行董事王傳棟先生（主席）、景世青先生以及三名獨立非執行董事黃得勝先生、俞漢度先生及楊玉川先生組成。

董事候選人的篩選標準包括必須對本公司的相關業務、企業管理或相關的行業擁有豐富的經驗，及必須有能力 and 有效促成本公司目標。於物色合適人選以委任加入董事會時，提名委員會將按客觀條件考慮人選，並適度顧及董事會成員多元化的裨益。任何委員會成員均可提名合適人選，交由提名委員會討論及審批，在經董事會考慮及認為合適後，批准該項提名。根據本公司的公司細則，獲選的董事須於下一屆股東大會或下一屆股東週年大會（如適用）由股東重新選舉。

於二零二零年，提名委員會以提名委員會所有成員參與方式通過日期為二零二零年三月二十七日的1項書面決議案以檢討董事會的架構、人數及組成。

The terms of reference of the Nomination Committee have been uploaded to the websites of the Stock Exchange and the Company.

As at the date of this annual report, the Nomination Committee comprises of two Non-executive Directors namely Mr. Wang Chuan dong (Chairman), Mr. Jing Shiqing and three Independent Non-executive Directors namely Mr. Wong Tak Shing, Mr. Yu Hon To, David and Mr. Yang Yuchuan.

The selection criteria for Directors is that the candidate(s) must have substantial experience in business relevant to the Company or in corporate management, or in relevant profession and must be able to contribute effectively to the objectives of the Company. In identifying suitable candidates for appointment to the Board, the Nomination Committee will consider candidates on merit against objective criteria and with due regard for the benefits of diversity on the Board. Any committee member may propose suitable candidates for directorship for discussion and approval by the Nomination Committee, after which the Board will consider and, if proper, approve such nomination. Directors thus selected is subject to re-election by shareholders of the Company in the next general meeting or next annual general meeting, as appropriate, according to the Bye-laws of the Company.

During 2020, the Nomination Committee passed 1 written resolution by all members of the Nomination Committee dated 27 March 2020 to review the structure, size and composition of the Board.

提名政策

提名政策旨在確保本公司的董事會董事（「董事會」）在技能、經驗、知識及多元化觀點方面取得平衡，切合本公司的業務要求。

提名委員會將會妥為考慮以下條件（統稱為「該等條件」）以評核、甄選及向董事會建議一名或多名候選人擔任董事，該等條件包括但不限於：

- (a) 多元化觀點，包括但不限於性別、年齡、文化背景及教育背景、專業經驗、技能、知識及服務年期；
- (b) 就可用時間及有關利益而言，對於董事會的職責的承擔；
- (c) 於本公司業務所涉及的行業之成就及經驗以及其他專業資格；
- (d) 誠信方面的聲譽；
- (e) 該（等）人士可以為董事會帶來的潛在貢獻；及
- (f) 對於董事會繼任有序予以落實的一項或多項計劃。

上述因素只供參考，並不旨在涵蓋所有因素，也不具決定性作用。提名委員會可決定提名任何其認為適當的人士。

Nomination Policy

Nomination policy aims to ensure that the board of directors of the Company (the "Board") has a balance of skills, experience, knowledge and diversity of perspectives appropriate to the requirements of the Company's business.

The Nomination Committee will evaluate, select and recommend candidate(s) for directorships to the Board by giving due consideration to criteria including but not limited to (collectively, the "Criteria"):

- (a) Diversity in aspects including but not limited to gender, age, cultural and educational background, professional experience, skills, knowledge and length of service;
- (b) Commitment for responsibilities of the Board in respect of available time and relevant interest;
- (c) Accomplishment and experience in the relevant industries in which the Company's business is involved and other professional qualifications;
- (d) Reputation for integrity;
- (e) Potential contributions that the individual(s) can bring to the Board; and
- (f) Plan(s) in place for the orderly succession of the Board.

The above Criteria are for reference only, and not meant to be exhaustive and decisive. The Nomination Committee has the discretion to nominate any person, as it considers appropriate.

提名委員會將會妥為考慮以下條件以評核及向董事會建議一名或多名退任的董事接受再度委任，條件包括但不限於：

- (a) 該（等）退任的董事對於本公司的整體貢獻及服務，包括但不限於出席董事會的會議及／或其屬下委員會的會議及股東大會（如適用），以及在董事會及／或其屬下委員會的參與程度及表現；及
- (b) 該（等）退任的董事是否繼續符合該等條件。

提名委員會將會妥為考慮多項因素以評核及建議一名或多名候選人擔任本公司的獨立非執行董事一職，因素包括但不限於《香港聯合交易所有限公司證券上市規則》第3.10(2)及3.13條載列的該等因素，並可不時作出任何修訂。

提名董事的程序及流程

提名委員會將根據下列程序及流程就委任董事一事向董事會作出建議：

- (a) 在妥為考慮該等條件下，提名委員會在物色或甄選合適候選人時可向其認為合適的任何來源查詢，例如：由現任董事轉介、刊登廣告、由第三方代理人公司推薦以及由本公司的股東建議；
- (b) 提名委員會在評核候選人的適合程度時可採納其認為合適的任何流程，例如：面試、背景查核、簡介申述及對於第三方轉介作出查核；
- (c) 建議人選將會被要求提交所需的個人資料及履歷供提名委員會作考慮之用。提名委員會如認為有必要，可以要求候選人提供額外資料及文件；

The Nomination Committee will evaluate and recommend retiring Director(s) to the Board for re-appointment by giving due consideration to the criteria including but not limited to:

- (a) The overall contribution and service of the retiring Director(s) to the Company, including but not limited to the attendance of the meetings of the Board and/or its committees and general meetings where applicable, in addition to the level of participation and performance on the Board and/or its committees; and
- (b) Whether the retiring Director(s) continue(s) to satisfy the Criteria.

The Nomination Committee will evaluate and recommend candidate(s) for the position(s) of the independent non-executive directors of the Company by giving due consideration to the factors including but not limited to those set out in Rules 3.10(2) and 3.13 of the Rules Governing the Listing of Securities on The Stock Exchange of Hong Kong Limited, subject to any amendments as may be made from time to time, in addition to the Criteria.

Procedures and Process for Nomination of Directors

The Nomination Committee will recommend to the Board for the appointment of a Director in accordance with the following procedures and process:

- (a) The Nomination Committee may consult any source it deems appropriate in identifying or selecting suitable candidates, such as referrals from existing Directors, advertising, recommendations from third-party agency firm and proposals from shareholders of the Company with due consideration given to the Criteria;
- (b) The Nomination Committee may adopt any process it deems appropriate in evaluating the suitability of the candidates, such as interviews, background checks, presentations and third party reference checks;
- (c) The proposed candidates will be asked to submit the necessary personal information and biography for the Nomination Committee's consideration. The Nomination Committee may request the candidate(s) to provide additional information and documents, if considered necessary;

- (d) 在考慮某名候選人是否適合擔任董事一職之後，提名委員會將舉行會議及／或以書面決議案的方式（如其認為合適）以批准向董事會建議作出委任；
- (e) 提名委員會將向本公司的薪酬委員會（「薪酬委員會」）提供獲選候選人的有關資料，以便考慮該名獲選候選人的薪酬福利方案；
- (f) 提名委員會其後將就擬委任一事向董事會作出建議，如考慮非執行董事，薪酬委員會將向董事會建議其擬訂薪酬福利方案；
- (g) 董事會可安排獲選候選人接受並不屬於提名委員會成員的董事會成員面試，而董事會其後將會商議及決定委任事宜（視乎情況而定）；及
- (h) 全部董事委任工作將通過向香港公司註冊處提交指定表格及更新（及，如需要，提交）本公司的董事名冊確認。

投資委員會

投資委員會的主要職能為協助董事會在介乎8,000,000美元至20,000,000美元之投資門檻或董事會不時授權之其他門檻內作出投資決策（包括收購或出售機會）。

投資委員會職權範圍書已上載至本公司網站。

於本年報日期，投資委員會由兩名非執行董事王傳棟先生（主席）、陳鷹先生以及一名獨立非執行董事黃得勝先生組成。

- (d) Upon considering a candidate suitable for the directorship, the Nomination Committee will hold a meeting and/or by way of written resolutions to, if thought fit, approve the recommendation to the Board for appointment;
- (e) The Nomination Committee will provide the relevant information of the selected candidate to the remuneration committee of the Company (the "Remuneration Committee") for consideration of remuneration package of such selected candidate;
- (f) The Nomination Committee will thereafter make the recommendation to the Board in relation to the proposed appointment, and where a non-executive Director is considered, the Remuneration Committee will make the recommendation to the Board on the proposed remuneration package;
- (g) The Board may arrange for the selected candidate to be interviewed by the members of the Board who are not members of the Nomination Committee and the Board will thereafter deliberate and decide the appointment as the case may be; and
- (h) All appointment of Directors will be confirmed by the filing of the prescribed form with the Companies Registry of Hong Kong and updating (and, if necessary, filing) of the Register of Directors of the Company.

Investment Committee

The role and main function of the Investment Committee is to assist the Board in making investment decisions (including acquisition or divestment opportunity) within the investment threshold of US\$8 million to US\$20 million or other thresholds as authorised by the Board from time to time.

The terms of reference of the Investment Committee have been uploaded to the website of the Company.

As at the date of this annual report, the Investment Committee comprises of two Non-executive Directors namely Mr. Wang Chuandong (Chairman) and Mr. Chen Ying, and one Independent Non-executive Director namely Mr. Wong Tak Shing.

於二零二零年，投資委員會以投資委員會所有成員參與方式通過日期為二零二零年九月二十四日、二零二零年十月二十八日、二零二零年十二月二十一日的3項書面決議案，以審閱及批准4項投資建議。

企業管治委員會

企業管治委員會的主要職能為協助董事會制定及檢討適用於本集團的企業管治政策及常規，並向董事會提出建議。

企業管治委員會職權範圍書已上載至本公司網站。

於本年報日期，企業管治委員會由兩名獨立非執行董事黃得勝先生及楊玉川先生及一名執行董事史寶峰先生（主席）組成。

企業管治委員會於二零二零年沒有舉行會議。

During 2020, the Investment Committee passed 3 written resolutions by all members of the Investment Committee dated 24th September, 2020, 28th October, 2020 and 21st December, 2020, respectively to review and approve 4 investment proposals.

Corporate Governance Committee

The role and main function of the Corporate Governance Committee is to assist the Board in developing and reviewing the policies and practices on corporate governance which are applicable to the Group and making recommendations to the Board.

The terms of reference of the Corporate Governance Committee have been uploaded to the website of the Company.

As at the date of this annual report, the Corporate Governance Committee comprises of two Independent Non-executive Directors namely Mr. Wong Tak Shing and Mr. Yang Yuchuan, and one Executive Director namely Mr. Shi Baofeng (Chairman).

The Corporate Governance Committee did not hold any meeting during 2020.

風險管理及內部監控

董事會整體負責維持有效的風險管理及內部監控系統，為重大的失實陳述或損失作出合理而非絕對的保證，並管理而非消除未能達到業務目標的風險。

董事會透過審核與風險管理委員會，對本公司風險管理及內部監控系統對應的所有重大監控的有效性進行年度檢討，包括本公司的財務監控、內部監控及風險管理系統。

審核與風險管理委員會應董事會的委派或主動就有關風險管理及內部監控事宜的重要調查結果及管理層對調查結果的回應進行研究。

審核與風險管理委員會亦考慮本公司會計、財務申報和內部審核職能的資源、資格和經驗及彼等的培訓計劃和預算是否充足。就處理及發佈內幕消息的程序及內部監控而言，本公司已制定有關處理內幕消息的書面政策及程序，包括但不限於確保符合披露要求的措施。

內部審核部協助審核與風險管理委員會檢討現行風險管理及內部監控系統運作的效能。該部門定期進行內部審核及其他相關的審計審核，並向審核與風險管理委員會報告所得結果及提供內部監控的改良建議，以供審核與風險管理委員會考慮。年內，內部審核部亦曾對本公司主要風險管理系統進行檢討，並向審核與風險管理委員會報告所得結果以供考慮，且作為日後進一步改進的基礎。在經營環境（特許權的有效性及其保護、管道基礎設施瓶頸、策略執行障礙等）；財務管理（現金保管及管理、付款審批程序、應收款管理、會計政策遵守情況等）；安全管理（管道基礎設施檢查及維護程序、安全體系及相關安全事故匯報架構等）；工程及建設管理（投標程序審閱、項目管理程序及常規）；關鍵材料採購（賣方及材料資格審核程序、投標及質量控制程序等）等關鍵風險領域進行檢查及風險評估。

RISK MANAGEMENT AND INTERNAL CONTROL

The Board has the overall responsibility of maintaining an effective risk management and internal control system to provide reasonable, though not absolute, assurance against material misstatement or loss and to manage rather than eliminate the risk of failure to achieve business objectives.

The Board, through the Audit and Risk Management Committee, conducts annual review of the effectiveness of the Company's systems of risk management and internal control covering all material controls, including financial controls, internal control and risk management systems.

The Audit and Risk Management Committee considers the major investigation findings on risk management and internal control matter as delegated by the Board or on its own initiative and management's response to these findings.

The Audit and Risk Management Committee also considers the adequacy of resources, qualifications and experience of the Company's accounting, financial reporting and internal audit functions, and their training programmes and budget. With respect to procedures and internal controls for handling and dissemination of inside information, the Company has set out written policies and procedures in relation to the handling of inside information, including but not limited to measures to ensure compliance of disclosure requirement.

The Internal Audit Division assists the Audit and Risk Management Committee to review the effectiveness of such risk management and internal control system in operation. The Division regularly carries out internal audit and other related audit reviews and reports its findings and suggestions for improvement on better internal controls to the Audit and Risk Management Committee for their consideration. During the year, the Internal Audit Division also conducted reviews of key risk management system of the Company. Its findings were reported to the Audit and Risk Management Committee for consideration and would form the basis for further improvement in the future. Inspections and risk assessments were carried out in key risk areas such as operation environment (concession rights availability and their protection, pipeline infrastructure bottlenecks, strategy execution hurdles, etc); financial management (cash custody and management, payment approval process, receivables management, accounting policy adherence, etc); safety management (pipeline infrastructure inspection and maintenance process, safety system and related safety incident reporting structure, etc); engineering and construction management (tender process reviews, project management procedures and practice); key materials procurement (vendor and materials qualification process, tendering and quality control processes, etc).

此外，內部審計部亦密切跟進所有業務單位的糾正行動或其對關鍵風險領域的自我檢查。

根據年度檢討的結果，董事會對本公司目前所實施的風險管理及內部監控系統的成效感到滿意。

董事進行證券交易的標準守則

本公司已採納上市規則附錄10所載上市發行人董事進行證券交易的標準守則（「標準守則」）為本公司有關董事進行證券交易之行為守則。經向全體董事作出特定查詢後，本公司確認，全體董事年內均已遵守標準守則所規定的標準。

董事編製財務報表的責任

董事承認編製綜合財務報表為彼等的責任。有關核數師於綜合財務報表申報責任的報告書載於第87至265頁的獨立核數師報告。

核數師的薪酬

本公司於年內委任安永會計師事務所為獨立核數師。本公司核數師於年內因所提供服務獲支付的酬金包括：

In addition, internal audit division also closely follows up on corrective actions by all business units on their self-inspections of key risk areas.

Based on the results of the annual review, the Board is satisfied with the effectiveness of risk management and internal control system currently put in place for the Company.

MODEL CODE FOR SECURITIES TRANSACTIONS BY DIRECTORS

The Company has adopted the Model Code for Securities Transactions by Directors of Listed Issuers ("Model Code") set out in Appendix 10 to the Listing Rules as its own code of conduct in relation to Directors' securities transactions. Having made specific enquiry of all Directors, the Company confirmed that all Directors have complied with the required standard set out in the Model Code during the year.

DIRECTORS' RESPONSIBILITY FOR PREPARING THE FINANCIAL STATEMENTS

The Directors acknowledge that it is their responsibilities in preparing the consolidated financial statements. The statement by the Auditor about their reporting responsibilities on the consolidated financial statements is set out in the Independent Auditor's Report on pages 87 to 265.

AUDITOR'S REMUNERATION

The Company appointed Ernst & Young as independent auditor during the year. The remuneration for services provided during the year to the Company's Auditor includes:

所提供服務	Services rendered	二零二零年 2020 千港元 HK\$'000
審計服務	Audit services	11,593
非審計服務：中期業績審閱	Non-audit services for: Interim results review	1,350
合計	Total	12,943

公司秘書

公司秘書羅志力先生為香港執業律師。羅先生，71歲，於二零一七年九月一日獲委任為公司秘書。彼於一九七六年在香港取得律師資格，自此一直從事律師工作。彼現為胡關李羅律師行的合夥人。儘管羅先生並非本公司的全職僱員，彼向董事會匯報並以彼的公司秘書身份負責就管治事宜向董事會提供意見。本公司與羅先生的主要聯絡人為首席財務官黎小雙先生。羅先生確認彼已就二零二零年而言符合事務律師所需的15小時持續專業發展培訓。

股東權利

股東召開股東特別大會的程序

根據百慕達一九八一年公司法（「公司法」）第74條，於遞呈要求日期持有本公司不少於（賦於本公司股東大會上之投票權）十分之一繳足股本的本公司股東有權召開本公司股東特別大會。倘董事於上述要求之送達日期二十一日內未有召開會議，代表總投票權半數以上的呈請人可自行召開會議。

召開股東特別大會的書面要求可提交至本公司的香港主要辦事處，地址為香港灣仔港灣道26號華潤大廈1901-02室。

於股東大會上提呈議案之程序

根據公司法第79條及第80條，持有本公司附帶權利可於本公司股東大會投票之繳足股本不少於二十分之一（5%）之登記股東（「呈請人」），或不少於100名有關登記股東，可向本公司提交書面要求：(a)向有權接收下一屆股東大會通告之股東發出通知，以告知任何可能於該大會上正式動議及擬於會上動議之決議案；及(b)向有權發送任何股東大會通告之股東傳閱不超過1,000字之陳述書，以告知於該大會上提呈之決議案所述事宜或將處理之事項。

COMPANY SECRETARY

The Company Secretary, Mr. Lo Chi Lik Peter, is a practicing solicitor in Hong Kong. Mr. Lo, aged 71, was appointed as the Company Secretary with effect from 1st September, 2017. He qualified as a solicitor in Hong Kong in 1976 and has been in continuous practice since qualification. He is currently a partner of Messrs. Woo, Kwan, Lee & Lo. Although Mr. Lo is not a full time employee of the Company, he reports to the Board and in his capacity as Company Secretary advises the Board on governance matters. The primary contact person of the Company with Mr. Lo is Mr. Joshua Li, the Chief Financial Officer. Mr. Lo confirmed that he had fulfilled the 15 hours of Continuing Professional Development training required of a solicitor in respect of 2020.

SHAREHOLDERS' RIGHTS

Procedures for shareholders to convene special general meeting

In accordance with the Section 74 of the Companies Act 1981 of Bermuda ("Companies Act"), the shareholders of the Company holding at the date of the deposit of the requisition not less than one-tenth of such of the paid-up capital of the Company carrying the right of voting at general meetings of the Company, shall have the right to convene a special general meeting of the Company. If the directors do not within twenty-one days from the date of the deposit of the requisition proceed duly to convene a meeting, the requisitionists representing more than one half of the total voting rights may themselves convene a meeting.

The written requisition for the special general meeting can be lodged at the Company's principal office in Hong Kong at Room 1901-02, China Resources Building, 26 Harbour Road, Wanchai, Hong Kong.

Procedures for shareholders to put forward proposals at a general meeting

Pursuant to the Sections 79 and 80 of the Companies Act, either any number of the registered shareholders holding not less than one-twentieth (5%) of the paid-up capital of the Company carrying the right of voting at general meetings of the Company ("Requisitionists"), or not less than 100 of such registered shareholders, can request the Company in writing to (a) give to shareholders entitled to receive notice of the next general meeting notice of any resolution which may properly be moved and is intended to be moved at that meeting; and (b) circulate to shareholders entitled to have notice of any general meeting any statement of not more than 1,000 words with respect to the matter referred to in any proposed resolution or the business to be dealt with at that meeting.

由所有呈請人簽署之呈請可由若干相同格式之文件組成，各自須經一名或以上呈請人簽署；且呈請須在不少於（倘為要求通知的決定議案之呈請）大會舉行前六週或（倘為任何其他呈請）大會舉行前一週，遞交至註冊辦事處，並須支付足以彌補本公司相關開支之款項。惟倘在遞交呈請後六週或較短期間內之某一日召開股東週年大會，則該呈請雖未有在規定時間內遞交，就此而言亦將被視為已妥為遞交。

股東提名候選董事的程序

根據本公司公司細則第113條規定，本公司可不時於股東大會透過普通決議案選舉，或授權董事選舉或委任任何人士作為董事以填補臨時空缺或作為增補董事，惟董事人數不得超過本公司股東於股東大會上釐定的上限。

根據本公司公司細則第115條規定，除董事會推選外，退任董事以外之任何人士概不符合資格於任何股東大會上膺選董事一職，除非表明有意提名該人士膺選董事之書面通知及該人士願意參選之書面通知已遞交至本公司。遞交通知的期限最少為七日，由不早於寄發為有關選舉召開的股東大會的通知翌日起至不遲於大會舉行日期前七日為止。

有關董事選舉的詳細程序公佈於本公司網站企業管治項下。

The requisition signed by all the Requisitionists may consist of several documents in like form, each signed by one or more of the Requisitionists; and it must be deposited at the Registered Office with a sum reasonably sufficient to meet the Company's relevant expenses, not less than six weeks before the meeting in case of a requisition requiring notice of a resolution or not less than one week before the meeting in the case of any other requisition. Provided that if an AGM is called for a date six weeks or less after the requisition has been deposited, the requisition though not deposited within the time required shall be deemed to have been properly deposited for the purposes thereof.

Procedures for shareholders to propose a person for election as a director

Pursuant to bye-law 113 of the Bye-laws of the Company, the Company may from time to time in general meeting by ordinary resolution elect, or authorize the Directors to elect or appoint, any person to be a Director either to fill a vacancy or to act as an additional Director up to the maximum number of Directors determined by the members in general meeting.

Pursuant to bye-law 115 of the Bye-laws of the Company, no person, other than a retiring Director, shall, unless recommended by the Board for election, be eligible for election to the office of Director at any general meeting, unless notice in writing of the intention to propose that person for election as a Director and notice in writing by that person of his willingness to be elected shall have been given to the Company provided that the minimum length of the period, during which such notices are given, shall be at least seven days. The period for lodgment of such notices will commence no earlier than the day after the dispatch of the notice of the meeting appointed for such election and end no later than seven days prior to the date of such meeting.

The detailed procedures regarding the election are published on the Company's website under Corporate Governance section.

投資者關係

本公司一貫重視投資者關係活動，相信與股東及投資者有效溝通對幫助投資者瞭解本公司業務表現及策略非常重要。

於二零二零年，我們通過參與不同的活動，增進了股東及投資者對本公司的瞭解。年內，本公司通過投資者會議、諮詢及電話會議等形式，與超過1,200名基金經理及分析員會面，向投資者介紹本公司經營業績、發展戰略及最新業務情況。

本公司歡迎股東及投資者的意見及參與，以書信、電話、傳真或電郵的形式作出的查詢及意見可送交本公司投資者關係部，聯絡資料如下：

華潤燃氣控股有限公司

香港

灣仔

港灣道26號

華潤大廈1901-02室

電郵：investor-relations@crgas.com.hk

電話：852-2593-8200

Investor Relations

The Company has always recognised the importance of investor relations activities, as it believes that effective communication with shareholders and investors is very important to help investors to gain a better understanding about the Company's business performance and strategies.

In 2020, we hosted different types of activities through which shareholders and investors have increased their understanding about the Company. During the year, the Company met with more than 1,200 fund managers and analysts by means of investor seminars, advisory meetings and telephone conferences to introduce the Company's operating results, development strategies and business updates.

The Company welcomes any suggestions and participation of shareholders and investors. Any enquiries and suggestions may be made by letter, telephone, fax or email to the Investor Relations Department of the Company according to the contact information set out below:

China Resources Gas Group Limited

Room 1901-02, China Resources Building

26 Harbour Road

Wanchai

Hong Kong

E-mail: investor-relations@crgas.com.hk

Tel: 852-2593-8200

主要業務

本公司為投資控股公司。其主要附屬公司及合營公司的業務分別載於綜合財務報表附註45及附註46。

業務審視

有關本集團本年度業務的審視及業務前景的論述、對本集團有重大影響的相關法律及法規的遵從情況，及本集團與主要持分者的關係載於本年報第2至13頁的主席報告、第14至23頁的總裁報告、第27至32頁的管理層討論及分析、第46至64頁的企業管治報告及第65至86頁的董事會報告。有關本集團所面對的主要風險因素及不確定因素的描述載於主席報告及總裁報告以及載於綜合財務報表附註5，而綜合財務報表附註41還提供了本集團的財務風險管理目標及政策。有關以財務關鍵表現指標分析本集團於年內的表現情況載於本年報第24頁至26頁的財務及業務摘要。有關本集團的環境政策及表現，以及本集團的未來發展分別載於本年報第14至23頁的總裁報告，以及第2至13頁的主席報告內。

業績

本集團截至二零二零年十二月三十一日止年度的業績載於第97至98頁的綜合損益及其他全面收益表內。

儲備

本集團於年內的儲備變動載於綜合財務報表第101頁的綜合權益變動表。

本公司於二零二零年十二月三十一日可供分派予股東的儲備為7,403,894,000港元。

PRINCIPAL ACTIVITIES

The Company is an investment holding company. The activities of its principal subsidiaries and joint ventures are set out in note 45 and note 46 to the consolidated financial statements, respectively.

BUSINESS REVIEW

Review of the business of the Group during the year and discussion on the Group's prospects, the Group's compliance with relevant laws and regulations which have a significant impact on the Group, relationships with its key stakeholders are provided in the Chairman's Statement on pages 2 to 13, Report from the Chief Executive Officer on pages 14 to 23, Management Discussion and Analysis on pages 27 to 32, Corporate Governance Report on pages 46 to 64 and Directors' Report on pages 65 to 86 of this annual report. Description of key risk factors and uncertainties that the Group is facing is provided in the Chairman's Statement and Report from the Chief Executive Officer and note 5 to the consolidated financial statements while the financial risk management objectives and policies of the Group can be found in note 41 to the consolidated financial statements. An analysis of the Group's performance during the year using financial key performance indicators is provided in Financial and Operational Highlights on pages 24 to 26 of this annual report. The Group's environmental policies and performance and future prospects of the Group's business are provided in the Report from the Chief Executive Officer on pages 14 to 23 and the Chairman's Statement on pages 2 to 13 of this annual report respectively.

RESULTS

The results of the Group for the year ended 31st December, 2020 are set out in the consolidated statement of profit or loss and other comprehensive income on pages 97 to 98.

RESERVES

Movements in the reserves of the Group during the year are set out in the consolidated statement of changes in equity on page 101 to the consolidated financial statements.

The Company's reserves available for distribution to shareholders at 31st December, 2020, amounted to HK\$7,403,894,000.

末期股息

董事議決建議派付末期股息每股78港仙，連同已於二零二零年十月派付的中期股息每股15港仙，二零二零年的合共分派為每股93港仙（二零一九年：每股87港仙）。

待股東於即將舉行的股東週年大會上批准後，末期股息將於二零二一年六月十五日向於二零二一年五月二十八日名列本公司股東名冊的股東支付。

股息政策

在提議任何股息派付時，董事會亦應當考慮下述條件，包括：

- 本公司及其附屬公司（合稱「本集團」）的實際及預期財務業績；
- 股東的利益；
- 總體商業條件及戰略；
- 本公司以及本集團下屬每個成員的留存收益及可分配儲備金；
- 本集團之債務權益比率、股本回報比率，以及施加於本集團的財務限制所處之水平；
- 任何合同上對於本公司向其股東派付股息或本公司之附屬公司向本公司派付股息之限制；

FINAL DIVIDEND

The Directors have resolved to recommend the payment of a final dividend of 78 HK cents per share. Together with the interim dividend of 15 HK cents per share paid in October 2020, total distribution for 2020 would thus be 93 HK cents per share (2019: 87 HK cents per share).

Subject to the approval of shareholders at the forthcoming annual general meeting, the final dividend will be payable on 15th June, 2021 to shareholders whose names appear on the register of members of the Company on 28th May, 2021.

DIVIDEND POLICY

In proposing any dividend payment, the Board shall also take into account the following criteria, including:

- the Company and its subsidiaries' (collectively, the "Group") actual and expected financial performance;
- shareholders' interests;
- general business conditions and strategies;
- retained earnings and distributable reserves of the Company and each of the other members of the Group;
- the level of the Group's debts to equity ratio, return on equity and financial covenants to which the Group is subject;
- any contractual restrictions on payment of dividends by the Company to its shareholders or by the Company's subsidiaries to the Company;

- 本集團之預期營運資本需求以及未來擴張計劃；
 - 於宣佈股息時之流動性及未來之承諾情況；
 - 稅務考慮；
 - 對本集團信用可靠程度之潛在影響；
 - 法律及合規限制；
 - 總體經濟狀況、本集團業務的商業週期，以及可能對本公司業務或財務表現和狀況有影響的其他內部或外部因素；及
 - 董事會認為適當的其他因素。
- the Group's expected working capital requirements and future expansion plans;
 - liquidity position and future commitments at the time of declaration of dividend;
 - taxation considerations;
 - possible effects on the Group's creditworthiness;
 - statutory and regulatory restrictions;
 - general economic conditions, business cycle of the Group's business and other internal or external factors that may have an impact on the business or financial performance and position of the Company; and
 - other factors that the Board deems appropriate.

董事會可以參照百慕達一九八一年公司法及本公司細則，不時向股東派付中期股息。

The Board may from time to time pay to the shareholders such interim dividends subject to the Companies Act 1981 of Bermuda and the Bye-laws of the Company.

除中期股息情況外，本公司宣佈的任何股息必須於股東週年大會上經股東的普通決議案予以批准，且不得超過董事會所建議的股息數額。

Except in the case of interim dividend, any dividends declared by the Company must be approved by an ordinary resolution of shareholders at an annual general meeting and must not exceed the amount recommended by the Board.

參照及依據百慕達一九八一年公司法及本公司細則，股息可以現金或股份形式派發。

Dividends may be distributed in the form of cash or shares subject to and in accordance with the Companies Act 1981 of Bermuda and the Bye-laws of the Company.

暫停辦理股份過戶登記

本公司將於二零二一年五月十七日(星期一)至二零二一年五月二十一日(星期五)(包括首尾兩天)期間,暫停辦理股份過戶登記。為確定有權出席擬於二零二一年五月二十一日(星期五)舉行之股東週年大會並於會上投票之股東之身份,填妥的過戶表格連同有關股票,最遲須於二零二一年五月十四日(星期五)下午四時三十分前,交回本公司的香港股份過戶登記分處卓佳秘書商務有限公司,地址為香港皇后大道東183號合和中心54樓。

待股東於股東週年大會上通過後,所建議之末期股息將派予於二零二一年五月二十八日(星期五)下午四時三十分辦公時間結束後名列本公司股東名冊內之股東,並且本公司將於二零二一年五月二十七日(星期四)至二零二一年五月二十八日(星期五)(包括首尾兩天)期間,暫停辦理股份過戶登記手續。為符合享有建議之末期股息之資格,填妥的過戶表格連同有關股票,最遲須於二零二一年五月二十六日(星期三)下午四時三十分前,交回本公司的香港股份過戶登記分處卓佳秘書商務有限公司,地址為香港皇后大道東183號合和中心54樓。

資本結構

於年終,本公司的法定股本為10億港元,分為100億股每股面值0.10港元的股份,其中2,314,012,871股股份已發行及繳足,而本集團的儲備為36,042,886,000港元。本公司已發行股本變動詳情載於本年報的管理層討論及分析和綜合財務報表附註34部分。

CLOSURE OF REGISTER OF MEMBERS

The register of members of the Company will be closed from Monday, 17th May, 2021 to Friday, 21st May, 2021, both days inclusive. In order to determine the identity of members who are entitled to attend and vote at the annual general meeting to be held on Friday, 21st May, 2021, completed transfer forms accompanied by the relevant share certificates must be lodged with the Company's Hong Kong branch share registrar and transfer office, Tricor Secretaries Limited, at Level 54, Hopewell Centre, 183 Queen's Road East, Hong Kong not later than 4:30 p.m. on Friday, 14th May, 2021.

Subject to the approval of shareholders at the annual general meeting, the proposed final dividend will be payable to shareholders whose names appear on the register of members of the Company after the close of business at 4:30 p.m. on Friday, 28th May, 2021 and the register of members of the Company will be closed from Thursday, 27th May, 2021 to Friday, 28th May, 2021, both days inclusive, during which no transfer of shares of the Company will be registered. In order to be entitled to the proposed final dividend, completed transfer forms accompanied by the relevant share certificates must be lodged with the Company's Hong Kong branch share registrar and transfer office, Tricor Secretaries Limited at Level 54, Hopewell Centre, 183 Queen's Road East, Hong Kong not later than 4:30 p.m. on Wednesday, 26th May, 2021.

CAPITAL STRUCTURE

As at the end of the year, the authorized share capital of the Company was HK\$1,000,000,000 divided into 10,000,000,000 shares of HK\$0.10 each, of which 2,314,012,871 shares had been issued and fully paid, and the reserves of the Group was HK\$36,042,886,000. Details of the movements in the issued share capital of the Company are set out in the section of Management Discussion and Analysis in this annual report and note 34 to the consolidated financial statements.

重大投資事項

於二零二零年，本公司繼續進行新併購活動並為28個城市燃氣項目投資或支付43.0億港元。當中大部分項目由本集團全資或過半數擁有。截至二零二零年十二月三十一日，華潤燃氣的業務覆蓋257個城市燃氣項目及業務網點遍及22個中國省份，包括3個直轄市、14個省會城市及75個地級市。

此外，截至二零二零年十二月三十一日，本公司已宣佈或董事會已批准另外3個建議投資的城市燃氣分銷及相關項目，其建議投資額為6.3億港元。

持續經營業務

按目前的財政預測和可供動用的備用額計算，本集團具備充裕財務資源在可見將來持續經營業務。因此，編製綜合財務報表時繼續採用持續經營業務基準。

銀行及其他借貸

本集團於二零二零年十二月三十一日的銀行及其他借貸詳情載於綜合財務報表附註30。

財務概要

本集團過去五個財政期間的財務概要載於本年報第266頁。

物業、廠房及設備

本集團於年內的物業、廠房及設備以及投資物業變動詳情分別載於綜合財務報表附註14及附註15。

SIGNIFICANT INVESTMENTS

During 2020, the Company continued to make new acquisitions and invested or paid HK\$4.3 billion in 28 city gas projects. Most of these projects are either wholly owned or majority owned by the Group. As at 31st December, 2020, CR Gas portfolio included 257 city gas projects and its footprint covered 22 Chinese provinces and included 3 direct administrative municipalities, 14 provincial capitals and 75 prefecture level cities.

In addition, as at 31st December, 2020, the Company has announced or the Board has approved another 3 proposed city gas distribution and related projects with proposed investments of HK\$0.63 billion.

GOING CONCERN

On the basis of current financial projections and facilities available, the Group has adequate financial resources to continue its operation for the foreseeable future. For this reason, the going concern basis continues to be adopted in preparing the consolidated financial statements.

BANK AND OTHER BORROWINGS

The particulars of bank and other borrowings of the Group as at 31st December, 2020 are set out in Note 30 to the consolidated financial statements.

FINANCIAL SUMMARY

A financial summary of the Group for the last five financial periods is set out on page 266 of this annual report.

PROPERTY, PLANT AND EQUIPMENT

Details of the movements in the property, plant and equipment and investment properties of the Group during the year are set out in note 14 and note 15 to the consolidated financial statements, respectively.

董事會報告 Directors' Report

無形資產

本集團於年內的商譽及經營權變動詳情分別載於綜合財務報表附註20及附註21。

主要客戶及供應商

截至二零二零年十二月三十一日止年度，本集團五大客戶合共佔本集團營業總額不足10%。

董事、彼等的緊密聯繫人或據董事所知任何擁有本公司股本5%以上的股東概無擁有本集團五大客戶或供應商的任何權益。

慈善捐助

於年內，本集團以現金及不同形式的實物作出的慈善捐助總額約為7,748,160港元（二零一九年：9,437,148港元）。

董事及服務合同

本公司於年內及截至本年報刊發當日的董事為：

執行董事：

史寶峰先生
葛彬先生

非執行董事：

王傳棟先生
陳鷹先生
王彥先生
溫雪飛女士
景世青先生

INTANGIBLE ASSETS

Details of the movements in the goodwill and operating rights of the Group during the year are set out in note 20 and note 21 to the consolidated financial statements, respectively.

MAJOR CUSTOMERS AND SUPPLIERS

For the year ended 31st December, 2020, the aggregate turnover attributable to the five largest customers accounted for less than 10% of the Group's total turnover.

None of the Directors, their close associates or any shareholders which to the knowledge of the Directors own more than 5% of the Company's share capital has any interest in any of the Group's five largest customers or suppliers.

CHARITABLE DONATION

During the year, the Group made donations in cash and in various forms of goods in the total amount of approximately HK\$7,748,160 (2019: HK\$9,437,148).

DIRECTORS AND SERVICE CONTRACTS

The Directors of the Company during the year and up to the date of this annual report are:

Executive Directors:

Mr. Shi Baofeng
Mr. Ge Bin

Non-executive Directors:

Mr. Wang Chuandong
Mr. Chen Ying
Mr. Wang Yan
Madam Wan Suet Fei
Mr. Jing Shiqing

獨立非執行董事：

黃得勝先生
俞漢度先生
楊玉川先生
胡曉勇先生

本公司已收到各獨立非執行董事根據上市規則第3.13條作出的年度確認書，確認其於本公司的獨立性，且本公司仍認為該等董事為獨立於本公司的人士。

根據本公司細則第110(A)條，葛彬先生、溫雪飛女士、景世青先生、楊玉川先生須於股東週年大會輪值退任，除景世青先生因工作調整不再膺選連任外，其他退任董事合資格並願意連任。

概無任何董事（包括擬於即將舉行的本公司股東週年大會上膺選連任的董事）與本公司或其任何附屬公司訂有本集團不可於一年內不付補償（法定補償除外）而終止的服務合同。

各非執行董事（包括獨立非執行董事）的任期為三年，而根據本公司的公司細則，三分之一的董事須於每次股東週年大會上輪流退任。

Independent Non-executive Directors:

Mr. Wong Tak Shing
Mr. Yu Hon To, David
Mr. Yang Yuchuan
Mr. Hu Xiaoyong

The Company has received an annual confirmation from each Independent Non-executive Director with each confirming his independence pursuant to rule 3.13 of the Listing Rules and the Company still considers such Directors are independent of the Company.

Pursuant to bye-law 110(A) of the bye-laws of the Company, Mr. Ge Bin, Madam Wan Suet Fei, Mr. Jing Shiqing and Mr. Yang Yuchuan shall retire from office by rotation at the Annual General Meeting. Except Mr. Jing Shiqing who will not offer himself for re-election due to job reallocation, the other retiring directors shall be eligible and offer themselves for re-election at the Annual General Meeting.

None of Directors, including Directors proposed for re-election at the forthcoming annual general meeting of the Company, has a service contract with the Company or any of its subsidiaries which is not determinable by the Group within one year without payment of compensation, other than statutory compensation.

The term of office of each Non-executive Director, including Independent Non-executive Director, is for a period of three years subject to requirement that one-third of all the Directors shall retire from office by rotation at each annual general meeting pursuant to the Bye-laws of the Company.

董事於交易、安排及合同的權益

本公司、其附屬公司、控股公司或同系附屬公司概無訂有於本財政年度內或完結時仍然生效而本公司董事或其關連實體於其中直接或間接擁有重大權益的重大交易、安排或合同。

董事薪酬

應付各董事的薪酬乃根據各自相關的資格、經驗及專業知識、職責及責任及本公司的業績而定，同時亦會考慮當時的市況。本公司可能授予個別董事花紅及獎勵，以表彰其對本集團所作的貢獻。上述各項構成本公司董事的薪酬政策及長期獎勵。

董事所佔證券權益

除下文所披露者外，於二零二零年十二月三十一日，本公司董事、行政總裁及其聯繫人於本公司或其任何相聯法團（定義見證券及期貨條例（「證券及期貨條例」）第XV部的股份、相關股份或債權證中，概無擁有根據證券及期貨條例第XV部第7及8分部須知會本公司及聯交所的權益或淡倉（包括根據證券及期貨條例有關條文當作或視為擁有的權益及淡倉），或根據證券及期貨條例第352條須記入該條所指登記冊的權益或淡倉，或根據上市發行人董事進行證券交易的標準守則須知會本公司及聯交所的權益或淡倉。

DIRECTORS' INTERESTS IN TRANSACTIONS, ARRANGEMENTS AND CONTRACTS

There was no transaction, arrangement or contract of significance to which the Company or its subsidiary or its holding company or its fellow subsidiary was a party subsisting during or at the end of the financial year in which a Director of the Company or his/her connected entity is or was materially interested, either directly or indirectly.

DIRECTORS' REMUNERATION

The remuneration payable to each Director is based on his relevant qualifications, experience and expertise, his duties and responsibilities and performance of the Company. The current market situation will also be taken into account. Bonus and incentive awards may be granted to individual Directors in recognition of their contribution to the Group. All the aforesaid form the remuneration policy and long term incentive for Directors of the Company.

DIRECTORS' INTERESTS IN SECURITIES

Save as disclosed below, as at 31st December, 2020, none of the Directors, chief executive of the Company and their associates had any interests or short positions in any shares, underlying shares or debentures of the Company or any of its associated corporations (within the meaning of Part XV of the Securities and Futures Ordinance (the "SFO")) which were required to be notified to the Company and the Stock Exchange pursuant to Divisions 7 and 8 of Part XV of the SFO (including interests and short positions which they are deemed or taken to have under such provisions of the SFO) or which were required, pursuant to Section 352 of the SFO, to be entered in the register referred to therein, or which were required, pursuant to the Model Code for Securities Transactions by Directors of Listed Issuers, to be notified to the Company and the Stock Exchange.

(a) 於本公司已發行普通股的權益

董事姓名 Name of Director	好倉或淡倉 Long or short position	股份數目 Number of shares	所佔權益 總額百分比 ¹ Aggregate percentage of interest ¹
黃得勝先生 ² Mr. Wong Tak Shing ²	好倉 Long position	20,000	0.0009%
王傳棟先生 ³ Mr. Wang Chuandong ³	好倉 Long position	300,000	0.0130%

附註：

- 此為於二零二零年十二月三十一日所持本公司普通股及相關股份好倉總額佔本公司全部已發行股份的百分比。
- 上文所披露的所有權益現由董事以實益擁有人身份持有。
- 王傳棟先生被視為擁有其配偶之300,000股股份之權益。

(a) Interests in issued ordinary shares of the Company

好倉或淡倉 Long or short position	股份數目 Number of shares	所佔權益 總額百分比 ¹ Aggregate percentage of interest ¹
好倉 Long position	20,000	0.0009%
好倉 Long position	300,000	0.0130%

Notes:

- This represents the percentage of aggregate long position in ordinary shares and underlying shares of the Company to the total issued shares of the Company as at 31st December, 2020.
- All interests disclosed above are being held by the Director in his capacity as beneficial owner.
- Mr. Wang Chuandong was deemed to be interested in 300,000 shares through interests of his spouse.

(b) 於本公司相聯法團華潤啤酒(控股)有限公司(「華潤啤酒」)已發行普通股及相關股份的權益

董事姓名 Name of Director	好倉或淡倉 Long or short position	股份數目 Number of shares	所佔權益 總額百分比 ¹ Aggregate percentage of interest ¹
王彥先生 Mr. Wang Yan	好倉 Long position	167,999	0.0052%

附註：

- 此為於二零二零年十二月三十一日所持華潤啤酒普通股及相關股份好倉總額佔華潤啤酒全部已發行股份的百分比。
- 上文所披露的所有權益現由董事以實益擁有人身份持有。

(b) Interests in issued ordinary shares and underlying shares of China Resources Beer (Holdings) Company Limited ("CR Beer"), an associated corporation of the Company

好倉或淡倉 Long or short position	股份數目 Number of shares	所佔權益 總額百分比 ¹ Aggregate percentage of interest ¹
好倉 Long position	167,999	0.0052%

Notes:

- This represents the percentage of aggregate long position in ordinary shares and underlying shares of CR Beer to the total issued shares of CR Beer as at 31st December, 2020.
- All interests disclosed above are being held by the Director in his capacity as beneficial owner.

董事會報告
Directors' Report

(c) 於本公司相聯法團華潤置地有限公司
(「華潤置地」)已發行普通股及相關股
份的權益

董事姓名 Name of Director	好倉或淡倉 Long or short position	股份數目 Number of shares	所佔權益 總額百分比 ¹ Aggregate percentage of interest ¹
陳鷹先生 Mr. Chen Ying	好倉 Long position	500,000	0.0070%
溫雪飛女士 Madam Wan Suet Fei	好倉 Long position	8,000	0.0001%

附註：

1. 此為於二零二零年十二月三十一日所持華潤置地普通股及相關股份好倉總額佔華潤置地全部已發行股份的百分比。
2. 上文所披露的所有權益現由董事以實益擁有人身份持有。

(c) Interests in issued ordinary shares and underlying shares of China Resources Land Limited (“CRL”), an associated corporation of the Company

Notes:

1. This represents the percentage of aggregate long position in ordinary shares and underlying shares of CRL to the total issued shares of CRL as at 31st December, 2020.
2. All interests disclosed above are being held by the Director in his capacity as beneficial owner.

(d) 於本公司相聯法團華潤電力控股有限
公司(「華潤電力」)已發行普通股及相
關股份的權益

董事姓名 Name of Director	好倉或淡倉 Long or short position	股份數目 Number of shares	所佔權益 總額百分比 ¹ Aggregate percentage of interest ¹
王彥先生 Mr. Wang Yan	好倉 Long position	44,000	0.0009%

附註：

1. 此為於二零二零年十二月三十一日所持華潤電力普通股及相關股份好倉總額佔華潤電力全部已發行股份的百分比。
2. 上文所披露的所有權益現由董事以實益擁有人身份持有。

(d) Interests in issued ordinary shares and underlying shares of China Resources Power Holdings Company Limited (“CRP”), an associated corporation of the Company

Notes:

1. This represents the percentage of aggregate long position in ordinary shares and underlying shares of CRP to the total issued shares of CRP as at 31st December, 2020.
2. All interests disclosed above are being held by the Director in his capacity as beneficial owner.

(e) 於本公司相聯法團華潤水泥控股有限公司（「華潤水泥」）已發行普通股及相關股份的權益

董事姓名 Name of Director	好倉或淡倉 Long or short position	股份數目 Number of shares	所佔權益 總額百分比 ¹ Aggregate percentage of interest ¹
陳鷹先生 Mr. Chen Ying	好倉 Long position	230,000	0.0033%
附註：	Notes:		
1. 此為於二零二零年十二月三十一日所持華潤水泥普通股及相關股份好倉總額佔華潤水泥全部已發行股份的百分比。	1. This represents the percentage of aggregate long position in ordinary shares and underlying shares of CR Cement to the total issued shares of CR Cement as at 31st December, 2020.		
2. 上文所披露的所有權益現由董事以實益擁有人身份持有。	2. All interests disclosed above are being held by the Director in his capacity as beneficial owner.		

(f) 於本公司相聯法團華潤醫藥集團有限公司（「華潤醫藥」）已發行普通股及相關股份的權益

董事姓名 Name of Director	好倉或淡倉 Long or short position	股份數目 Number of shares	所佔權益 總額百分比 ¹ Aggregate percentage of interest ¹
王彥先生 Mr. Wang Yan	好倉 Long position	2,000	0.0001%
附註：	Notes:		
1. 此為於二零二零年十二月三十一日所持華潤醫藥普通股及相關股份好倉總額佔華潤醫藥全部已發行股份的百分比。	1. This represents the percentage of aggregate long position in ordinary shares and underlying shares of CR Pharm to the total issued shares of CR Pharm as at 31st December, 2020.		
2. 此等權益現由有關董事之配偶持有。	2. All interests disclosed above are being held by the spouse of the Director concerned.		

董事會報告 Directors' Report

(g) 於本公司相聯法團華潤萬象生活有限公司(「華潤萬象」)已發行普通股及相關股份的權益

(g) Interests in issued ordinary shares and underlying shares of China Resources Mixc Lifestyle Services Limited (“CRM”), an associated corporation of the Company

董事姓名 Name of Director	好倉或淡倉 Long or short position	股份數目 Number of shares	所佔權益 總額百分比 ¹ Aggregate percentage of interest ¹
陳鷹先生 ² Mr. Chen Ying ²	好倉 Long position	3,461	0.0002%

附註：

1. 此為於二零二零年十二月三十一日所持華潤萬象普通股及相關股份好倉總額佔華潤萬象全部已發行股份的百分比。
2. 上文所披露的所有權益現由董事以實益擁有人身份持有。

附註：

1. This represents the percentage of aggregate long position in ordinary shares and underlying shares of CRM to the total issued shares of CRM as at 31st December, 2020.
2. All interests disclosed above are being held by the Director in his capacity as beneficial owner.

長期獎勵計劃

於二零零八年十二月一日，本公司採納一項股份購回現金獎勵計劃(「獎勵計劃」)，據此，本集團或投資公司的經甄選僱員皆有權根據計劃規則參加獎勵計劃。投資公司乃指任何一家由本公司直接或間接擁有5%或以上歸屬權益的公司(「投資公司」)，就計算歸屬權益百分比而言，在投資公司所持有權益的百分比須乘以本集團透過其他公司持有該權益的該等中間公司的百分比。

獎勵計劃旨在嘉許若干僱員的貢獻及鼓勵彼等作出貢獻，並提供獎勵及協助本集團及投資公司挽留其現有僱員及延聘更多僱員，並就達到本公司的長期商業目標向彼等提供直接經濟利益。除非被董事會提前終止，獎勵計劃自採納日期起十年內有效。根據獎勵計劃授出獎勵股份及於其整個有效期內授予經甄選僱員獎勵股份的總數上限分別以本公司不時已發行股本的5%及0.5%為限。

LONG TERM AWARD SCHEME

On 1st December, 2008, the Company adopted a share repurchased cash award scheme (the “Incentive Award Scheme”), pursuant to which selected employees of the Group or investee companies (being any company in which the Company directly or indirectly owns 5% or more attributable equity interests (the “Investee Company”), and in calculating the percentage interest so attributed, the percentage interest held in the Investee Company shall be multiplied by the percentage interest in each level of entity through which such interest is held by the Group), are entitled to participate in the Incentive Award Scheme pursuant to the scheme rules.

The purpose of the Incentive Award Scheme is to recognise and motivate the contribution of certain employees and to provide incentives and to enable the Group and the Investee Company in retaining their existing employees and recruiting additional employees and to provide them with a direct economic interest in attaining the long-term business objectives of the Company. Unless early termination by the Board, the Incentive Award Scheme shall be valid and effective for a term of 10 years commencing on the adoption date. The maximum aggregate numbers of award shares which can be awarded under the Incentive Award Scheme and to a selected employee throughout its duration are limited to 5% and 0.5% of the issued share capital of the Company from time to time respectively.

根據獎勵計劃規則，本公司已委託中銀國際英國保誠信託有限公司為受託人（「受託人」），據此，受託人將於市場上以本集團授出的現金購入現有股份，並以信託形式代相關經甄選僱員持有，直至該等股份按獎勵計劃的條文歸屬該相關經甄選僱員為止。受託人於二零零九年四月七日以總成本約253,534,680港元（包括交易成本）購買合共70,000,000股股份（佔於收購日期本公司已發行股本約4.95%）。本公司並未計劃購買獎勵計劃項下的任何其他股份。

於二零一零年三月十六日，本公司修訂獎勵計劃，因此根據獎勵計劃授予現金而非獎勵股份。本公司將動用出售獎勵股份的所得款項，該等獎勵股份由受託人持有作為根據計劃授出的獎勵。該等獎勵須經本公司薪酬委員會批准及現金獎勵僅於達成授予獎勵日期規定的有關歸屬條件後作出。

於二零一八年十二月一日，該計劃已到期，公司正在着手關閉該計劃。本公司於二零二零年未有授出獎勵股份。受託人所持獎勵股份的變動詳情如下：

Pursuant to the rules of the Incentive Award Scheme, the Company has appointed BOCI-Prudential Trustee Limited as trustee (the "Trustee"), pursuant to which existing shares will be purchased by the Trustee from the market out of cash contributed by the Group and be held in trust for the relevant selected employees until such shares are vested with the relevant selected employees in accordance with the provisions of the Incentive Award Scheme. A total of 70,000,000 shares were purchased at an aggregate cost of approximately HK\$253,534,680 (including transaction costs) on 7th April, 2009, representing approximately 4.95% of the issued share capital of the Company as at date of acquisition. The Company does not intend to purchase any further share under the Incentive Award Scheme.

On 16th March, 2010, the Company amended the Incentive Award Scheme such that cash instead of award shares will be awarded under the Incentive Award Scheme. The Company will utilize the proceeds generated from disposal of the award shares held by the Trustee for the awards made under the scheme. The awards will be subject to the approval of the Company's Remuneration Committee and the cash under the award will only be given upon fulfillment of relevant vesting conditions imposed on the date of grant of the award.

The Scheme expired on 1st December, 2018 and the Company was working on the closure of the Scheme. During 2020, the Company did not grant any award share. Details of the movement of the award shares held by the Trustee are as follows:

		獎勵股份數目 Number of award shares
於二零零九年四月七日購買	Purchased on 7th April, 2009	70,000,000
於二零一零年授出及出售	Granted and disposed of during 2010	(1,818,000)
於二零一一年授出及出售	Granted and disposed of during 2011	(7,741,496)
於二零一二年授出及出售	Granted and disposed of during 2012	(6,893,520)
於二零一三年授出及出售	Granted and disposed of during 2013	(2,268,500)
於二零一四年授出及出售	Granted and disposed of during 2014	(1,905,100)
於二零一五年授出及出售	Granted and disposed of during 2015	(1,310,000)
於二零一六年授出及出售	Granted and disposed of during 2016	(2,266,000)
於二零一七年授出及出售	Granted and disposed of during 2017	(0)
於二零一八年授出及出售	Granted and disposed of during 2018	(0)
於二零一九年授出及出售	Granted and disposed of during 2019	(0)
於二零二零年授出及出售	Granted and disposed of during 2020	(0)
於二零二零年十二月三十一日的結餘	Balance as at 31st December, 2020	45,797,384

關連交易

本公司已與多名關連人士訂立若干關連交易，有關詳情載述如下：

持續關連交易

年內，本集團成員公司曾與關連人士進行持續關連交易，而該等交易須遵守上市規則第14A.71條之申報規定，有關詳情於下文概述。本公司的核數師獲委任根據香港會計師公會頒佈的香港核證委聘準則第3000號（經修訂）「審核或審閱過去財務資料以外的核證委聘」及參考實務說明第740號「香港上市規則項下持續關連交易的核數師函件」就本集團的持續關連交易出具報告。根據主板上市規則第14A.56條，核數師已對本集團以下所披露的持續關連交易的審查結果及結論發出無保留函件。獨立非執行董事已審閱持續關連交易，並確認該等持續關連交易乃：

- (i) 於本集團一般和日常業務中進行；
- (ii) 按一般商業條款或更佳條款進行；及
- (iii) 根據有關交易的協議進行，條款公平合理，並且符合本公司股東的整體利益。

CONNECTED TRANSACTIONS

The Company has entered into certain connected transactions with a number of connected persons, details of which are set out below:

Continuing Connected Transactions

During the year, members of the Group have entered into continuing connected transactions with connected persons which are subject to the reporting requirements under rule 14A.71 of the Listing Rules, details of which are summarised herein below. The Company's auditor was engaged to report on the Group's continuing connected transactions in accordance with Hong Kong Standard on Assurance Engagements 3000 (Revised) "Assurance Engagements Other Than Audits or Reviews of Historical Financial Information" and with reference to Practice Note 740 "Auditor's Letter on Continuing Connected Transactions under the Hong Kong Listing Rules" issued by the Hong Kong Institute of Certified Public Accountants. The auditor has issued an unqualified letter containing findings and conclusions in respect of the continuing connected transactions disclosed by the Group as below in accordance with Main Board Listing Rule 14A.56. The Independent Non-executive Directors have reviewed the continuing connected transactions and confirmed that the continuing connected transactions have been entered into:

- (i) in the ordinary and usual course of business of the Group;
- (ii) on normal commercial terms or better; and
- (iii) according to the agreements governing them, and on terms that are fair and reasonable and in the interests of the shareholders of the Company as a whole.

上述持續關連交易詳情及截至二零二零年十二月三十一日止年度產生的實際金額或每日最高金額概述如下：

Details of the above-mentioned continuing connected transactions and the actual amount incurred for the year ended 31st December, 2020 or the maximum daily amount are summarised as follows:

截至
二零二零年
十二月三十一日
止年度
For the year
ended
31st December,
2020

買賣協議

(年度上限：人民幣811,090,000元)

本公司多家附屬公司自山西天然氣股份有限公司(一家於中國成立的有限責任公司，分別為本公司有關附屬公司(即陽泉華潤燃氣有限公司、大同華潤燃氣有限公司、洪洞華潤恒富燃氣有限公司、霍州華潤燃氣有限公司及陽曲華潤燃氣有限公司(全部協議於二零一八年十二月三十一日訂立並自二零一九年一月一日起生效)的主要股東)採購天然氣，為期3年。

於二零一八年十二月三十一日該等本公司附屬公司與山西天然氣股份有限公司就採購及供應天然氣訂立新協議，為期3年。

Sale and Purchase Agreement

(Annual Cap: RMB811,090,000)

Purchase of natural gas for 3 years by a number of subsidiaries of the Company from Shanxi Natural Gas Limited (山西天然氣股份有限公司), a limited liability company established in the PRC which is the substantial shareholder of the related subsidiaries of the Company, namely Yangquan China Resources Gas Limited, Datong China Resources Gas Co., Ltd, Hongdong China Resources Hengfu Gas Co., Ltd., Huozhou China Resources Gas Co., Ltd. and Yangqu China Resources Gas Co., Limited (all agreements entered on 31st December, 2018 and effective from 1st January, 2019).

On 31st December, 2018, these subsidiaries of the Company entered into new agreements with Shanxi Natural Gas Limited for the purchase and supply of natural gas for a further term of 3 years.

人民幣629,400,000元
RMB629,400,000

截至二零二零年
十二月三十一日
止年度的每日最高金額
Maximum daily amount
during the year ended
31st December,
2020

戰略合作協議

(年度上限：人民幣1,700,000,000元)

(i)(a) 於二零一八年十二月三十一日，本公司就使用商業銀行服務與珠海華潤銀行股份有限公司（「華潤銀行」）（一間總部設於珠海的城市銀行）訂立一份協議，自二零一九年一月一日起生效，為期3年（除非期限經進一步延長）。華潤股份有限公司（「華潤股份」）持有華潤銀行及本公司控股權益。

於二零一八年十二月三十一日，本公司就自華潤銀行獲取存款及非存款服務訂立一項新協議，為期3年（除非期限經進一步延長）。

(i)(b) 除了存款服務外，本公司使用華潤銀行之商業銀行服務。

(ii) 於二零一八年十二月三十一日，本公司就使用信託服務與華潤深國投信託有限公司（「華潤信託」）訂立協議，自二零一九年一月一日起生效，為期3年（除非期限經進一步延長）。華潤股份持有華潤信託及本公司控股權益。

於二零一八年十二月三十一日，本公司就自華潤信託獲取非存款服務訂立一項新協議，為期3年（除非期限經進一步延長）。

Strategic Cooperation Agreements

(Annual Cap: RMB1,700,000,000)

(i)(a) On 31st December, 2018, the Company entered into an agreement in respect of the use of commercial bank services with China Resources Bank of Zhuhai Co., Ltd. ("CR Bank"), a municipal bank headquartered in Zhuhai, for 3 years effective from 1st January, 2019 (unless extended for a further period). China Resources Co., Limited ("CRC") has a controlling interest of CR Bank and the Company.

On 31st December, 2018, the Company entered into a new agreement in respect of deposit and non-deposit services received from CR Bank for 3 years (unless extended for a further period).

(i)(b) Other than deposit services, the Company utilised commercial banking services provided by CR Bank.

(ii) On 31st December, 2018, the Company entered into an agreement in respect of the use of the trust services with China Resources SZITIC Trust Co., Ltd., ("CR Trust"), for 3 years effective from 1st January, 2019 (unless extended for a further period). CRC has a controlling interest of CR Trust and the Company.

On 31st December, 2018, the Company entered into a new agreement in respect of non-deposit services received from CR Trust for 3 years (unless extended for a further period).

人民幣1,632,415,000元
RMB1,632,415,000

不適用
N/A

不適用
N/A

截至二零二零年
十二月三十一日
止年度的每日最高金額
Maximum daily amount
during the year ended
31st December,
2020

框架貸款協議

(年度上限：人民幣2,000,000,000元)

(i) 於二零一九年十二月二十八日，本公司就本公司(及其任何附屬公司(惟於中國成立的實體除外))與華潤(集團)有限公司(「華潤集團公司」)(一間於香港註冊成立的有限責任公司，為本公司的中間控股公司)、任何華潤股份及華潤集團公司的公司及其各自的任何附屬公司(於聯交所主板上市的公司)(本公司除外)(「華潤集團上市公司」)及其任何附屬公司有關港元、人民幣或美元貸款的集團內部借貸訂立協議，為期3年(除非期限經進一步延長)。

(ii) 於二零一九年十二月二十八日，本公司就本公司於中國成立的任何附屬公司及華潤股份(及華潤股份於中國成立的任何附屬公司)或華潤集團上市公司有關人民幣貸款的集團內部借貸訂立協議，為期3年(除非期限經進一步延長)。

Framework Loan Agreements

(Annual Cap: RMB2,000,000,000)

(i) On 28th December, 2019, the Company entered into an agreement in respect of the intra-group lending between the Company (and any of its subsidiaries but exclude entity established in the PRC) and China Resources (Holdings) Company Limited ("CRH"), a company incorporated in Hong Kong with limited liability and intermediate holding company of the company any company in the CRC, CRH and its respective subsidiaries, which is listed on the Main Board of the Stock Exchange, other than the Company ("China Resources Group listed company") and any of its subsidiaries in respect of Hong Kong dollars, RMB or, United States dollars loan for 3 years (unless extended for a further period).

(ii) On 28th December, 2019, the Company entered into an agreement in respect of the intra-group lending between any PRC established subsidiary of the Company and CRC (and any PRC established subsidiary of CRC) or a China Resources Group listed company in respect of RMB loan for 3 years (unless extended for a further period).

人民幣40,378,000元
RMB40,378,000

人民幣1,888,533,000元
RMB1,888,533,000

董事會報告 Directors' Report

關連人士交易

在正常業務過程中進行的重大關連人士交易詳情載於綜合財務報表附註40。根據上市規則定義，部分該等交易構成關連交易，有關交易載列如下：

Related Party Transactions

Details of the material related party transactions in normal course of business are set out in note 40 to the consolidated financial statements. Some of these transactions constitute connected transactions as defined under the Listing Rules which are set out as follows:

		二零二零年 2020 千港元 HK\$'000
銷售予附屬公司的非控股股東	Sales to non-controlling shareholders of subsidiaries	199,515
於同系附屬公司所存放的存款利息收入	Interest income from deposits placed in a fellow subsidiary	13,006
向同系附屬公司提供的貸款利息收入	Interest income from loan to a fellow subsidiary	57,794
向中間控股公司提供的貸款利息收入	Interest income from loan to an intermediate holding company	—
購自附屬公司的非控股股東(附註)	Purchase from non-controlling shareholders of subsidiaries (Note)	707,941
已付同系附屬公司的租金開支	Rental expenses paid to fellow subsidiaries	—
已付附屬公司非控股股東的租金開支	Rental expenses paid to non-controlling shareholders of subsidiaries	450
已付中間控股公司的利息開支	Interest expenses paid to an intermediate holding company	51,666

附註：包括自山西天然氣股份有限公司採購天然氣。

Note: Included purchases of natural gas from Shanxi Natural Gas Limited.

本公司確認，於截至二零二零年十二月三十一日止年度，其已遵守上市規則第14A章的披露規定。

The Company confirms that it has complied with the disclosure requirements in accordance with Chapter 14A of the Listing Rules for the year ended 31st December, 2020.

主要股東

除下文所披露者外，於二零二零年十二月三十一日，董事及本公司行政總裁並不知悉任何人士（並非董事或本公司行政總裁）於本公司股份及相關股份中，擁有根據證券及期貨條例第XV部第2及3分部規定須向本公司披露的權益或淡倉，或記錄於本公司遵照證券及期貨條例第336條存置之股東名冊的權益或淡倉：

於本公司的好倉

股東名稱 Name of shareholder	身份 Capacity	好倉或淡倉 Long or short position	股份數目 Number of shares	所佔權益 總額百分比 ¹ Aggregate percentage of interest ¹
華潤集團(燃氣)有限公司 ([華潤集團燃氣]) ²	實益擁有人 Beneficial owner	好倉 Long position	1,407,828,991	60.84%
CRH (Gas) Limited ("CRH Gas") ²				
華潤(集團)有限公司 ² China Resources (Holdings) Company Limited ²	受控制公司的權益 Controlled company's interest	好倉 Long position	1,422,298,991	61.46%
CRC Bluesky Limited ("CRC Bluesky") ²	受控制公司的權益 Controlled company's interest	好倉 Long position	1,422,298,991	61.46%
華潤股份有限公司([華潤股份]) ² China Resources Inc. (formerly known as China Resources Co., Limited ("CRCL") ²	受控制公司的權益 Controlled company's interest	好倉 Long position	1,422,298,991	61.46%
中國華潤有限公司([中國華潤]) ² China Resources Company Limited ("CRNC") ²	受控制公司的權益 Controlled company's interest	好倉 Long position	1,422,298,991	61.46%
The Capital Group Companies, Inc. ³	受控制公司的權益 Controlled company's interest	好倉 Long position	159,157,280	6.88%
Capital Research and Management Company ³	實益擁有人及受控制公司的權益 Beneficial owner and controlled company's interest	好倉 Long position	159,157,280	6.88%

SUBSTANTIAL SHAREHOLDERS

Save as disclosed below, the Directors and chief executive of the Company are not aware that there was any party (other than a Director or chief executive of the Company), who, as at 31st December, 2020 had an interest or short position in the shares and underlying shares of the Company which would fall to be disclosed to the Company under the provisions of Divisions 2 and 3 of Part XV of the SFO or which were recorded in the register maintained by the Company pursuant to Section 336 of the SFO:

Long Position in the Company

董事會報告

Directors' Report

附註：

1. 此為於二零二零年十二月三十一日所持股份好倉總額佔本公司全部已發行股份的百分比。
2. 華潤集團燃氣及合貿有限公司分別於本公司1,407,828,991股股份及14,470,000股股份中擁有直接權益，該兩家公司均為華潤(集團)有限公司的全資附屬公司。因此，華潤(集團)有限公司被視作於本公司的1,422,298,991股股份中擁有權益。華潤(集團)有限公司為CRC Bluesky的全資附屬公司，進而由華潤股份全資擁有。華潤股份乃為中國華潤的全資附屬公司。因此，華潤(集團)有限公司、CRC Bluesky、華潤股份及中國華潤被視作於本公司的1,422,298,991股股份中擁有權益。
3. Capital Research and Management Company於本公司154,227,280股股份及4,930,000股股份分別擁有直接及間接權益。Capital Research and Management Company為The Capital Group Companies, Inc.的全資附屬公司，因此，The Capital Group Companies, Inc.被視為於本公司的159,157,280股股份中擁有權益。

控股股東的特定履約責任

於二零一五年八月六日，本公司(作為借款人)與一家銀行就一項10億港元的3年期貸款融資訂立融資協議。該貸款融資為無抵押及計息，結欠金額須於自有關融資協議訂立日期起計滿三年當日悉數償還。

根據上述融資協議及融資函件，本公司控股股東華潤(集團)有限公司須於任何時間直接或間接實益合共擁有不少於本公司已發行股本的50%([特定履約責任])。倘違反上述特定履約責任將構成違約事項，屆時相關銀行將宣佈終止其義務及/或宣佈所有未償還款項連同有關應計利息及其他本公司應付款項即時到期支付。

Notes:

1. This represents the percentage of aggregate long position in shares to the total issued shares of the Company as at 31st December, 2020.
2. CRH Gas and Commotra Company Limited are directly interested in 1,407,828,991 shares and 14,470,000 shares in the Company respectively and both companies are wholly-owned subsidiaries of China Resources (Holdings) Company Limited. China Resources (Holdings) Company Limited is therefore deemed to be interested in 1,422,298,991 shares of the Company. China Resources (Holdings) Company Limited is a wholly-owned subsidiary of CRC Bluesky, which is in turn wholly-owned by CRCL. CRCL is a wholly-owned subsidiary of CRNC. China Resources (Holdings) Company Limited, CRC Bluesky, CRCL and CRNC are therefore deemed to be interested in 1,422,298,991 shares of the Company.
3. Capital Research and Management Company was directly and indirectly interested in 154,227,280 shares and 4,930,000 shares in the Company respectively. Capital Research and Management Company is a wholly-owned subsidiary of The Capital Group Companies, Inc. The Capital Group Companies, Inc. is therefore deemed to be interested in 159,157,280 shares of the Company.

SPECIFIC PERFORMANCE OBLIGATIONS ON CONTROLLING SHAREHOLDER

On 6th August, 2015, the Company, as borrower, entered into a facility agreement in relation to a HK\$1,000 million 3-year term loan facility with a bank. The loan facility is unsecured and interest bearing with any outstanding amounts to be repaid in full on the date falling three years from the date of the facility agreement.

Pursuant to the aforesaid facility agreements and facility letter, the controlling shareholder of the Company, China Resources (Holdings) Company Limited is required, at all times, to hold an aggregate beneficial ownership (directly or indirectly) of not less than 50% in the issued share capital of the Company (the "Specific Performance Obligation"). It will be an event of default if the Specific Performance Obligation is breached; and in such case, the relevant banks shall declare the commitments to be cancelled and/or declare all outstanding amounts together with interests accrued thereon and all other sums payable by the Company to be immediately due and payable.

董事認購股份或債權證的權利

除本報告所披露者外，本公司、其母公司、或其任何附屬公司或同系附屬公司於年內概無參與任何安排，使董事得以藉購入本公司或其他公司之股份或債權證而獲取利益。

獲准許之彌償條文

除法規的任何規定令細則的規定無效外，本公司其時的董事會、主席、副主席、董事總經理、替任董事、秘書及其他高級人員及其時處理本公司任何事務的受託人（如有），以及彼等各自的遺囑執行人或遺產管理人，將獲以本公司資產作為彌償保證及擔保，使其不會因彼等或彼等任何一方、彼等或彼等任何一方的遺囑執行人或遺囑管理人於執行或有關執行彼等各自的職務或信託職責或假定職責時作出、同意或遺漏的任何行為而將會或可能招致或蒙受的任何訴訟、費用、收費、損失、損害及開支而蒙受損害，惟因彼等本身的有意疏忽、失責、舞弊及不誠實行為而招致或蒙受者（如有）則作別論。

本公司已就本公司之董事可能面對任何訴訟時產生的責任和相關的費用購買保險。

股票掛鈎協議

除本報告所披露者外，本公司於年內或年結日概無訂立任何股票掛鈎協議。

購回、出售或贖回本公司的上市證券

除本報告所披露者外，截至二零二零年十二月三十一日止年度，本公司或其任何附屬公司概無購回、出售或贖回本公司任何證券。

DIRECTORS' RIGHTS TO ACQUIRE SHARES OR DEBENTURES

Save as disclosed in this report, at no time during the year was the Company, its parent company, or any of its subsidiaries or fellow subsidiaries a party to any arrangements to enable the directors to acquire benefits by means of the acquisition of shares in, or debentures of, the Company or any other body corporate.

PERMITTED INDEMNITY PROVISION

Save and except so far as the provisions of the Bye-law shall be avoided by any provisions of the Statutes, the Board, President, Vice-president, Managing Directors, alternate Directors, Secretary and other officers for the time being of the Company and the trustees (if any) for the time being acting in relation to any of the affairs of the Company, and their respective executors or administrators, shall be indemnified and secured harmless out of the assets of the Company from and against all actions, costs, charges, losses, damages and expenses which they or any of them, their or any of their executors or administrators, shall or may incur or sustain by reason of any act done, concurred in or omitted in or about the execution of their duty or supposed duty in their respective offices or trusts, except such (if any) as they shall incur or sustain through their own wilful neglect or default, fraud and dishonesty respectively.

The Company has taken out insurance against the liabilities and costs associated with defending any proceedings which may be brought against the Directors of the Company.

EQUITY-LINKED AGREEMENTS

Save as disclosed in this report, no equity-linked agreements were entered into during the year or subsisted at the end of the year.

PURCHASE, SALE OR REDEMPTION OF THE COMPANY'S LISTED SECURITIES

Other than as disclosed in this report, neither the Company nor any of its subsidiaries purchased, sold or redeemed any of the Company's securities during the year ended 31st December, 2020.

董事會報告 Directors' Report

優先購買權

雖然百慕達法例並無任何對優先購買權之限制，惟本公司之公司細則並無為此等權利作出規定。

公眾持股量

誠如本公司於二零一九年四月二十五日所公告，本公司之公眾持股量已跌至低於上市規則第8.08(1)(a)條規定本公司全部已發行股本之25%須由公眾人士持有之水平。

緊隨於二零二零年五月十四日根據先舊後新配售，包銷及認購協議完成配售事項後，根據公眾持股量規定，本公司的公眾持股量已恢復至本公司已發行股本的25%以上。

根據本公司可獲得的公開資料及就其董事所知，於本年報日期，本公司具備上市規則所規定佔本公司已發行股份不低於25%的足夠公眾持股量。

核數師

本年度的財務報表已經由安永會計師事務所審核，並將於本公司即將舉行的股東週年大會上提呈決議案，續聘安永會計師事務所為本公司核數師。

代表董事會
華潤燃氣控股有限公司
主席
王傳棟

香港，二零二一年三月二十六日

PRE-EMPTIVE RIGHTS

There are no provisions for pre-emptive rights under the Company's bye-laws although there are no restrictions against such rights under the laws of Bermuda.

PUBLIC FLOAT

An announced by the Company on 25th April, 2019, the public float of the Company has fallen 25% of the total issued share capital of the Company held by the public as prescribed by Rule 8.08(1)(a) of the Listing Rules.

Immediately after completion of the Placing pursuant to the Top-up Placing, Underwriting and Subscription Agreement on 14 May 2020, the public float of the Company has been restored to more than 25% of the issued share capital of the Company in compliance with the Public Float Requirements.

Based on the information that is publicly available to the Company and within the knowledge of its Directors, as at the date of this annual report, there is sufficient public float of not less than 25% of the Company's issued shares as required under the Listing Rules.

AUDITOR

The financial statements for the year have been audited by Messrs Ernst & Young. A resolution will be submitted to the forthcoming annual general meeting of the Company to re-appoint Messrs Ernst & Young as the auditor of the Company.

On behalf of the Board
CHINA RESOURCES GAS GROUP LIMITED
Chairman
WANG Chuandong

Hong Kong, 26th March, 2021



致：華潤燃氣控股有限公司
(於百慕達註冊成立之有限公司)

安永

To the members of China Resources Gas Group Limited
(Incorporated in Bermuda with limited liability)

意見

本核數師(以下簡稱「我們」)已審計列載於第97至265頁的華潤燃氣控股有限公司(「貴公司」)及其附屬公司(「貴集團」)的綜合財務報表，此財務報表包括於二零二零年十二月三十一日的綜合財務狀況表與截至該日止年度的綜合損益及其他全面收益表、綜合權益變動表和綜合現金流量表，以及綜合財務報表附註，包括主要會計政策概要。

我們認為，該等綜合財務報表已根據香港會計師公會(「香港會計師公會」)頒佈的香港財務報告準則(「香港財務報告準則」)真實而中肯地反映了貴集團於二零二零年十二月三十一日的綜合財務狀況及截至該日止年度的綜合財務表現及綜合現金流量，並已遵照香港公司條例的披露要求妥為擬備。

意見的基礎

我們已根據香港會計師公會頒佈的香港審計準則(「香港審計準則」)進行審計。我們在該等準則下承擔的責任已在本報告「核數師就審計綜合財務報表承擔的責任」中作進一步闡述。根據香港會計師公會頒佈的專業會計師道德守則(以下簡稱「守則」)，我們獨立於貴集團，並已履行守則中的其他專業道德責任。我們相信，我們所獲得的審計憑證能充分及適當地為我們的審計意見提供基礎。

Opinion

We have audited the consolidated financial statements of China Resources Gas Group Limited (the "Company") and its subsidiaries (the "Group") set out on pages 97 to 265, which comprise the consolidated statement of financial position as at 31st December, 2020, and the consolidated statement of profit or loss and other comprehensive income, the consolidated statement of changes in equity and the consolidated statement of cash flows for the year then ended, and notes to the consolidated financial statements, including a summary of significant accounting policies.

In our opinion, the consolidated financial statements give a true and fair view of the consolidated financial position of the Group as at 31st December, 2020, and of its consolidated financial performance and its consolidated cash flows for the year then ended in accordance with Hong Kong Financial Reporting Standards ("HKFRSs") issued by the Hong Kong Institute of Certified Public Accountants ("HKICPA") and have been properly prepared in compliance with the disclosure requirements of Hong Kong Companies Ordinance.

Basis for opinion

We conducted our audit in accordance with Hong Kong Standards on Auditing ("HKSAs") issued by the HKICPA. Our responsibilities under those standards are further described in the *Auditor's responsibilities for the audit of the consolidated financial statements* section of our report. We are independent of the Group in accordance with the HKICPA's *Code of Ethics for Professional Accountants* (the "Code"), and we have fulfilled our other ethical responsibilities in accordance with the Code. We believe that the audit evidence we have obtained is sufficient and appropriate to provide a basis for our opinion.

獨立核數師報告

Independent Auditor's Report

關鍵審計事項

關鍵審計事項是根據我們的專業判斷，認為對本期綜合財務報表的審計最為重要的事項。這些事項是在我們審計整體綜合財務報表及出具意見時進行處理的。我們不會對這些事項提供單獨的意見。我們對下述各事項在審計中的處理方法的描述也以此為背景。

我們已經履行本報告核數師就審計綜合財務報表承擔的責任部分闡述的責任，包括與該等事項有關的責任。因此，我們的審計包括執行為應對評估的綜合財務報表重大錯報風險而設計的審計程序。我們執行審計程序的結果，包括應對下述事項所執行的程序，為我們就隨附綜合財務報表發表審計意見提供了基礎。

Key audit matters

Key audit matters are those matters that, in our professional judgement, were of most significance in our audit of the consolidated financial statements of the current period. These matters were addressed in the context of our audit of the consolidated financial statements as a whole, and in forming our opinion thereon, and we do not provide a separate opinion on these matters. For each matter below, our description of how our audit addressed the matter is provided in the context.

We have fulfilled the responsibilities described in the *Auditor's responsibilities for the audit of the consolidated financial statements* section of our report, including in relation to these matters. Accordingly, our audit included the performance of procedures designed to respond to our assessment of the risks of material misstatement of the consolidated financial statements. The results of our audit procedures, including the procedures performed to address the matters below, provide the basis for our audit opinion on the accompanying consolidated financial statements.

關鍵審計事項

關鍵審計事項在審計中如何處理

商譽減值評估

由於評估獲分配商譽的現金產生單位（「現金產生單位」）的可收回金額涉及重大判斷及假設，因此我們將商譽減值評估認定為關鍵審計事項。

於二零二零年十二月三十一日，商譽賬面值為903,956,000港元。誠如綜合財務報表附註20所披露，業務合併收購的商譽乃分配至預期將因業務合併而獲益的現金產生單位。管理層認為，就商譽減值測試而言，每一間附屬公司代表一個現金產生單位。現金產生單位的可收回金額乃根據使用價值的計算結果釐定，而計算使用價值需要 貴集團估計現金產生單位預計產生的未來現金流量及適當的折現率以計算現值。

我們針對商譽減值評估執行的程序包括：

- 了解對減值的關鍵控制及管理層於進行現金流量預測時使用的程序及基準，包括重大假設；
- 透過評估 貴公司及業內可資比較組織的資金成本，並透過將本年度的實際業績與上一時期的預測進行比較，評估收入增長率、利潤率的適當性，及（倘相關）引入我們的內部估值專家獨立制定折現率預期，並將獨立預期與管理層所使用折現率預期進行比較，評估折現率的適當性；
- 透過比較近期表現及趨勢分析來評估所用現金流量的預測；及
- 評估有關減值評估（尤其是對釐定商譽可收回金額存在非常重大影響的關鍵假設）於財務報表內所作披露的充足性。

Key audit matter

How our audit addressed the key audit matter

Impairment assessment on goodwill

We identified the impairment assessment on goodwill as a key audit matter due to the involvement of significant judgements and assumptions in estimating the recoverable amounts of the cash-generated units (“CGUs”) to which the goodwill has been allocated.

As at 31st December, 2020, the carrying amount of goodwill was HK\$903,956,000. As disclosed in note 20 to the consolidated financial statements, goodwill acquired in a business combination was allocated to the CGUs that were expected to benefit from that business combination. Management considered that each subsidiary represents a separate CGU for the purpose of goodwill impairment testing. The recoverable amounts of the CGUs were determined based on the value-in-use calculations, which required the Group to estimate the future cash flows expected to arise from the CGUs and a suitable discount rate in order to calculate the present value.

Our procedures in relation to the impairment assessment on goodwill included:

- Obtaining an understanding of the key control over impairment and management’s process and basis used in preparing the cash flow forecasts, including significant assumptions;
- Assessing the appropriateness of the discount rate used by assessing the cost of capital of the Company and comparable organisations in the industry, and assessing the appropriateness of revenue growth rates, profit margins by comparing actual results for the year against the previous period’s forecasts, and where relevant, involving our internal valuation specialists to independently develop expectations for the discount rate, and comparing the independent expectations to those used by management;
- Evaluating the cash flow forecasts used, by comparing them to the recent performance and trend analysis; and
- Assessing the adequacy of the disclosures made in the financial statements on the impairment assessment, specifically on the key assumptions that have the most significant effect on the determination of the recoverable amount of the goodwill.

關鍵審計事項

關鍵審計事項在審計中如何處理

收入確認

由於確認時涉及多項判斷，我們將確認燃氣接駁收入、利潤、合同工程相關資產及合同負債認定為關鍵審計事項。

誠如綜合財務報表附註6、24及28所披露，貴集團於截至二零二零年十二月三十一日止年度錄得燃氣接駁收入9,969,201,000港元，及於二零二零年十二月三十一日分別確認合同工程相關資產3,534,472,000港元及合同負債15,174,058,000港元。

來自燃氣接駁建築合同的收入按完工百分比法確認，並參照年內產生的成本與合同估計成本總額的比例計量，這需要定期評估合同的情況。貴集團管理層須於評估以下各項時運用重大判斷：履行燃氣接駁合同履約義務的進度、合同變量的估值、完成所需成本預測的完整性及準確性以及在此預測時限內履行合同的能力。用於貴集團燃氣接駁確認政策的上述評估程序的複雜性需要重大判斷，並可能對綜合財務報表所呈報的收入、利潤、合同工程相關資產及合同負債造成重大影響。

我們針對確認燃氣接駁收入、利潤、合同工程相關資產及合同負債的程序包括：

- 了解與燃氣接駁收入有關的會計政策，並按抽樣方式審閱施工合同，以評估確認收入的適當性；
- 測試對合同預算及管理程序的關鍵控制；

Key audit matter

How our audit addressed the key audit matter

Revenue recognition

We identified the recognition of gas connection income, margins, assets related to contract works and contract liabilities as a key audit matter due to the involvement of a number of judgements in the recognition.

As disclosed in notes 6, 24 and 28 to the consolidated financial statements, the Group recorded gas connection income amounting to HK\$9,969,201,000 for the year ended 31st December, 2020 and recognised assets related to contract works and contract liabilities amounting to HK\$3,534,472,000 and HK\$15,174,058,000, respectively, as at 31st December, 2020.

Revenue from a construction contract for gas connection is recognised using the percentage of completion method, measured by reference to the costs incurred during the year relative to the estimated total costs of the contract, which requires the status of contracts to be assessed on a regular basis. The management of the Group exercises significant judgements in assessing the extent of progress in the satisfaction of the performance obligation in gas connection contracts, the valuation of contract variations, the completeness and accuracy of forecast costs to complete, and the ability to deliver contracts within forecast timescales. The complexity of the above assessment process applied in the Group's recognition policies on gas connection requires significant judgements and could have a material impact on the revenue, margins, assets related to contract works and contract liabilities reported in the consolidated financial statements.

Our procedures in relation to the recognition of gas connection income, margins, assets related to contract works and contract liabilities included:

- Obtaining an understanding of the accounting policies related to gas connection income, and reviewing the construction contracts on a sample basis to assess the appropriateness of revenue recognition;
- Testing the key controls over the contract budgeting and management process;

關鍵審計事項

關鍵審計事項在審計中如何處理

- 與管理層討論以評估確認時所用的假設及釐定工作範圍時涉及的管理層的關鍵判斷；
- 通過審閱各已簽署合同的合同金額及預算總成本與獲批預算以及核查採購發票產生的材料成本及勞務成本以及內部工資單抽樣檢查由項目經理編製的建設進度報告的準確性，並根據已產生成本及預算總成本採用投入法重新計算執行進度；
- 透過確定是否在不同年度內對同一合同作出任何後期調整評估 貴集團估計履行履約義務的進展的過往準確性，及透過證明已完成合同已獲履行來核證選定合同已完成；及
- 透過將不同時期的燃氣接駁收入與利潤率進行比較進行分析性審閱程序。

Key audit matter

How our audit addressed the key audit matter

- Discussing with management to assess the assumptions used in the recognition and management's key judgements involved in determining the extent of work;
- Reviewing the construction progress reports on a sample basis prepared by project managers by agreeing the contract sum and budgeted total costs to the respective signed contracts and approved budgets and checking material costs and labour costs incurred to purchase invoices and internal payroll records, and recalculating the performance progress with the input method based on the costs incurred and the budgeted total costs;
- Evaluating the historical accuracy of the Group's estimates on the progress in the satisfaction of the performance obligation through identifying if there were any late adjustments on the same contracts across different years and checking the completion of selected contracts through evidencing the delivery of completed contracts; and
- Performing the analytical review procedures by comparing gas connection income and margins over the different periods.

關鍵審計事項

關鍵審計事項在審計中如何處理

於合營公司的權益

由於該等投資對 貴集團的綜合財務報表整體而言屬重大，且在確認燃氣接駁收入時涉及多項判斷，可能影響於二零二零年十二月三十一日於合營公司的權益金額及截至該日止年度分佔合營公司業績，因此我們將於合營公司的權益認定為關鍵審計事項。

誠如綜合財務報表附註46所載， 貴集團的主要合營公司從事天然氣、液化氣銷售及燃氣管道接駁業務。誠如綜合財務報表附註17所披露，於二零二零年十二月三十一日於合營公司權益的賬面值及於截至二零二零年十二月三十一日止年度合營公司燃氣接駁收入分別合計為12,114,832,000港元及3,558,794,000港元。

由於涉及上文「收入確認」關鍵審計事項所闡釋的判斷，我們將確認接駁收入視為我們於主要合營公司組成部分審計的重點領域之一。

我們針對於合營公司的權益的程序包括：

- 將合營公司所採用的會計政策與估計進行比較，以評估本集團會計政策在所有重要方面的一致性；
- 透過閱讀主要合營公司的財務資料及與其各自的管理層及分部審計團隊討論財務表現、年內發生的重大事件以及於編製其財務資料時所作的關鍵領域判斷了解 貴集團的主要合營公司，以識別及評估對審計 貴集團綜合財務報表屬重大的風險；

Key audit matter

How our audit addressed the key audit matter

Interests in joint ventures

We identified interests in joint ventures as a key audit matter due to the significance of these investments to the Group's consolidated financial statements as a whole and the involvement of judgements in the recognition of gas connection income which could affect the amount of interests in joint ventures as at 31st December, 2020 and the share of results of joint ventures for the year then ended.

The Group's principal joint ventures were engaged in the business of the sale of natural gas, liquefied gas and the connection of gas pipelines as set out in note 46 to the consolidated financial statements. As disclosed in note 17 to the consolidated financial statements, the carrying amount of interests in joint ventures as at 31st December, 2020 and the gas connection income of the joint ventures for the year ended 31st December, 2020 were HK\$12,114,832,000 and HK\$3,558,794,000 in aggregate, respectively.

Due to the involvement of judgement explained in the above key audit matter entitled "Revenue recognition", we considered the recognition of connection income as one of our focus areas in the component audits of the significant joint ventures.

Our procedures in relation to the interests in joint ventures included:

- Comparing the accounting policies and estimates adopted by the joint ventures to assess the consistency with the Group's accounting policies in all material aspects;
- Obtaining an understanding of the Group's significant joint ventures by reading their financial information and discussing with their respective management and component audit teams about the financial performance, significant events which occurred during the year and the key areas of judgement made in preparing their financial information to identify and assess the risks that are significant to the audit of the Group's consolidated financial statements;

關鍵審計事項

關鍵審計事項在審計中如何處理

- 透過審閱主要合營公司分部審計團隊的審計文件及與彼等討論工作結果來評估自 貴集團主要合營公司分部審計團隊所作工作取得的審計憑證是否充分及適當；及
- 與主要合營公司分部審計團隊配合，執行上文「收入確認」關鍵審計事項所載的程序。

刊載於年報內的其他信息

貴公司董事需對其他信息負責。其他信息包括刊載於年報內的信息，惟綜合財務報表及我們的核數師報告除外。

我們對綜合財務報表的意見並不涵蓋其他信息，我們亦不對該等其他信息發表任何形式的鑒證結論。

結合我們對綜合財務報表的審計，我們的責任是閱讀其他信息，在此過程中，考慮其他信息是否與綜合財務報表或我們在審計過程中所了解的情況存在重大抵觸或者似乎存在重大錯誤陳述的情況。基於我們已執行的工作，如果我們認為其他信息存在重大錯誤陳述，我們需要報告該事實。在這方面，我們沒有任何報告。

董事就綜合財務報表須承擔的責任

貴公司董事須負責根據香港會計師公會頒佈的香港財務報告準則及香港公司條例的披露要求擬備真實而中肯的綜合財務報表，並對其認為為使綜合財務報表的擬備不存在由於舞弊或錯誤而導致的重大錯誤陳述所需的內部控制負責。

Key audit matter

How our audit addressed the key audit matter

- Evaluating the sufficiency and appropriateness of audit evidence obtained from work performed by the component audit teams of the significant joint ventures of the Group by reviewing their audit documentation and discussing the results of their work with them; and
- Working with component audit teams of the significant joint ventures to Carry out those procedures set out in the above key audit matter entitled "Revenue recognition".

Other information included in the Annual Report

The directors of the Company are responsible for the other information. The other information comprises the information included in the Annual Report, other than the consolidated financial statements and our auditor's report thereon.

Our opinion on the consolidated financial statements does not cover the other information and we do not express any form of assurance conclusion thereon.

In connection with our audit of the consolidated financial statements, our responsibility is to read the other information and, in doing so, consider whether the other information is materially inconsistent with the consolidated financial statements or our knowledge obtained in the audit or otherwise appears to be materially misstated. If, based on the work we have performed, we conclude that there is a material misstatement of this other information, we are required to report that fact. We have nothing to report in this regard.

Responsibilities of the directors for the consolidated financial statements

The directors of the Company are responsible for the preparation of the consolidated financial statements that give a true and fair view in accordance with HKFRSs issued by the HKICPA and the disclosure requirements of the Hong Kong Companies Ordinance, and for such internal control as the directors determine is necessary to enable the preparation of consolidated financial statements that are free from material misstatement, whether due to fraud or error.

獨立核數師報告

Independent Auditor's Report

在擬備綜合財務報表時，貴公司董事負責評估貴集團持續經營的能力，並在適用情況下披露與持續經營有關的事項，以及使用持續經營為會計基礎，除非貴公司董事有意將貴集團清盤或停止經營，或別無其他實際的替代方案。

貴公司董事在審核委員會的協助下負責監督貴集團的財務報告過程。

核數師就審計綜合財務報表須承擔的責任

我們的目標，是對綜合財務報表整體是否存在由於舞弊或錯誤而導致的重大錯誤陳述取得合理保證，並出具包括我們意見的核數師報告。按照《1981年百慕達公司法》第90條我們僅向全體成員報告。除此之外，我們的報告不可用作其他用途。我們並不就我們報告的內容對任何其他人士承擔任何責任或接受任何義務。

合理保證是高水平的保證，但不能保證按照香港審計準則進行的審計，在某一重大錯誤陳述存在時總能發現。錯誤陳述可以由舞弊或錯誤引起，如果合理預期它們單獨或匯總起來可能影響綜合財務報表使用者依賴綜合財務報表所作出的經濟決定，則有關的錯誤陳述可被視作重大。

在根據香港審計準則進行審計的過程中，我們運用了專業判斷，保持了職業懷疑態度。我們亦：

- 識別及評估由於舞弊或錯誤而導致綜合財務報表存在重大錯誤陳述的風險，設計及執行審計程序以應對這些風險，以及獲取充足和適當的審計憑證，作為我們意見的基礎。由於舞弊可能涉及串謀、偽造、蓄意遺漏、虛假陳述，或凌駕於內部控制之上，因此未能發現因舞弊而導致的重大錯誤陳述的風險高於未能發現因錯誤而導致的重大錯誤陳述的風險。

In preparing the consolidated financial statements, the directors of the Company are responsible for assessing the Group's ability to continue as a going concern, disclosing, as applicable, matters related to going concern and using the going concern basis of accounting unless the directors of the Company either intend to liquidate the Group or to cease operations, or have no realistic alternative but to do so.

The directors of the Company are assisted by the Audit Committee in discharging their responsibilities for overseeing the Group's financial reporting process.

Auditor's responsibilities for the audit of the consolidated financial statements

Our objectives are to obtain reasonable assurance about whether the consolidated financial statements as a whole are free from material misstatement, whether due to fraud or error, and to issue an auditor's report that includes our opinion. Our report is made solely to you, as a body, in accordance with Section 90 of the Bermuda Companies Act 1981, and for no other purpose. We do not assume responsibility towards or accept liability to any other person for the contents of this report.

Reasonable assurance is a high level of assurance, but is not a guarantee that an audit conducted in accordance with HKSA's will always detect a material misstatement when it exists. Misstatements can arise from fraud or error and are considered material if, individually or in the aggregate, they could reasonably be expected to influence the economic decisions of users taken on the basis of these consolidated financial statements.

As part of an audit in accordance with HKSA's, we exercise professional judgement and maintain professional scepticism throughout the audit. We also:

- Identify and assess the risks of material misstatement of the consolidated financial statements, whether due to fraud or error, design and perform audit procedures responsive to those risks, and obtain audit evidence that is sufficient and appropriate to provide a basis for our opinion. The risk of not detecting a material misstatement resulting from fraud is higher than for one resulting from error, as fraud may involve collusion, forgery, intentional omissions, misrepresentations, or the override of internal control.

- 了解與審計相關的內部控制，以設計適當的審計程序，但目的並非對 貴集團內部控制的有效性發表意見。
- 評估董事所採用會計政策的恰當性以及所作會計估計及相關披露的合理性。
- 對董事採用持續經營會計基準的恰當性作出結論。根據所獲取的審計憑證，確定是否存在與事項或情況有關的重大不確定性，從而可能導致對 貴集團的持續經營能力產生重大疑慮。如果我們認為存在重大不確定性，則須在核數師報告中提請使用者注意綜合財務報表中的相關披露。假若有關的披露不足，則我們應當發表非無保留意見。我們的結論是基於核數師報告日止所取得的審計憑證。然而，未來事項或情況可能導致 貴集團不能持續經營。
- 評估綜合財務報表的整體列報方式、結構及內容（包括披露），以及綜合財務報表是否中肯反映交易及事項。
- 就 貴集團內實體或業務活動的財務信息獲取充足、適當的審計憑證，以對綜合財務報表發表意見。我們負責集團審計的方向、監督及執行。我們為審計意見承擔全部責任。
- Obtain an understanding of internal control relevant to the audit in order to design audit procedures that are appropriate in the circumstances, but not for the purpose of expressing an opinion on the effectiveness of the Group's internal control.
- Evaluate the appropriateness of accounting policies used and the reasonableness of accounting estimates and related disclosures made by the directors.
- Conclude on the appropriateness of the directors' use of the going concern basis of accounting and, based on the audit evidence obtained, whether a material uncertainty exists related to events or conditions that may cast significant doubt on the Group's ability to continue as a going concern. If we conclude that a material uncertainty exists, we are required to draw attention in our auditor's report to the related disclosures in the consolidated financial statements or, if such disclosures are inadequate, to modify our opinion. Our conclusions are based on the audit evidence obtained up to the date of our auditor's report. However, future events or conditions may cause the Group to cease to continue as a going concern.
- Evaluate the overall presentation, structure and content of the consolidated financial statements, including the disclosures, and whether the consolidated financial statements represent the underlying transactions and events in a manner that achieves fair presentation.
- Obtain sufficient appropriate audit evidence regarding the financial information of the entities or business activities within the Group to express an opinion on the consolidated financial statements. We are responsible for the direction, supervision and performance of the group audit. We remain solely responsible for our audit opinion.

除其他事項外，我們與審核委員會溝通了計劃的審計範圍、時間安排、重大審計發現等，包括我們在審計中識別出內部控制的任何重大缺陷。

我們還向審核委員會提交聲明，表明我們已符合有關獨立性的相關專業道德要求，並與他們溝通有可能合理地被認為會影響我們獨立性的所有關係和其他事項，以及在適用的情況下，為消除威脅而採取的行動或相關的防範措施。

We communicate with the Audit Committee regarding, among other matters, the planned scope and timing of the audit and significant audit findings, including any significant deficiencies in internal control that we identify during our audit.

We also provide the Audit Committee with a statement that we have complied with relevant ethical requirements regarding independence, and to communicate with them all relationships and other matters that may reasonably be thought to bear on our independence, and where applicable, actions taken to eliminate threats or safeguards applied.

獨立核數師報告

Independent Auditor's Report

從與審核委員會溝通的事項中，我們確定哪些事項對本期間綜合財務報表的審計最為重要，因而構成關鍵審計事項。我們在核數師報告中描述這些事項，除非法律法規不允許公開披露這些事項，或在極端罕見的情況下，如果合理預期在我們報告中溝通某事項造成的負面後果超過產生的公眾利益，我們決定不應在報告中溝通該事項。

出具本獨立核數師報告的審計項目合夥人是Tjen, Michael。

安永會計師事務所
執業會計師
香港
二零二一年三月二十六日

From the matters communicated with the Audit Committee, we determine those matters that were of most significance in the audit of the consolidated financial statements of the current period and are therefore the key audit matters. We describe these matters in our auditor's report unless law or regulation precludes public disclosure about the matter or when, in extremely rare circumstances, we determine that a matter should not be communicated in our report because the adverse consequences of doing so would reasonably be expected to outweigh the public interest benefits of such communication.

The engagement partner on the audit resulting in the independent auditor's report is Tjen, Michael.

Ernst & Young
Certified Public Accountants
Hong Kong
26th March, 2021

綜合損益及其他全面收益表

Consolidated Statement of Profit or Loss and Other Comprehensive Income

截至二零二零年十二月三十一日止年度 For the year ended 31st December, 2020

		附註 NOTES	二零二零年 2020 千港元 HK\$'000	二零一九年 2019 千港元 HK\$'000 (重列) (Restated)
收入	Revenue	6	55,864,169	56,976,290
銷售成本	Cost of sales		(40,836,692)	(42,762,709)
毛利	Gross profit		15,027,477	14,213,581
其他收入	Other income	7	1,397,652	1,550,182
銷售及分銷開支	Selling and distribution expenses		(4,663,717)	(4,550,109)
行政開支	Administrative expenses		(3,168,075)	(2,917,417)
金融及合約資產之減值虧損淨額	Impairment losses on financial and contract assets, net		(68,968)	(79,842)
財務成本	Finance costs	8	(449,420)	(532,967)
應佔合營公司業績	Share of results of joint ventures		656,895	502,482
應佔聯營公司業績	Share of results of associates		258,419	235,638
除稅前溢利	Profit before taxation	9	8,990,263	8,421,548
稅項	Taxation	10	(2,278,375)	(1,921,805)
年內溢利	Profit for the year		6,711,888	6,499,743
其他全面收益	Other comprehensive income			
年內其他全面收益/(開支)	Other comprehensive income/(expense) for the year			
隨後可能重新分類至損益的項目	Item that may be subsequently reclassified to profit or loss			
換算產生的匯兌差額	Exchange differences arising on translation		3,094,857	(680,577)
隨後不會重新分類至損益的項目	Item that will not be subsequently reclassified to profit or loss			
指定為按公平值計入其他全面收益的股本投資：	Equity investments designated at fair value through other comprehensive income:			
公平值變動(扣除稅項)	Changes in fair value, net of tax		(989)	19,400
年內其他全面收益(扣除稅項)	Other comprehensive income for the year, net of tax		3,093,868	(661,177)
年內全面收益總額	Total comprehensive income for the year		9,805,756	5,838,566
以下人士應佔年內溢利：	Profit for the year attributable to:			
母公司擁有人	Owners of the parent		5,151,292	5,043,477
非控股權益	Non-controlling interests		1,560,596	1,456,266
			6,711,888	6,499,743

綜合損益及其他全面收益表

Consolidated Statement of Profit or Loss and Other Comprehensive Income

截至二零二零年十二月三十一日止年度 For the year ended 31st December, 2020

		附註 NOTES	二零二零年 2020 千港元 HK\$'000	二零一九年 2019 千港元 HK\$'000 (重列) (Restated)
以下人士應佔年內全面收益	Total comprehensive income for the year			
總額：	attributable to:			
母公司擁有人	Owners of the parent		7,479,431	4,391,551
非控股權益	Non-controlling interests		2,326,325	1,447,015
			9,805,756	5,838,566
			港元 HK\$	港元 HK\$ (重列) (Restated)
每股盈利	Earnings per share			
基本	Basic		2.31	2.32

綜合財務狀況表

Consolidated Statement of Financial Position

於二零二零年十二月三十一日 At 31st December, 2020

			二零二零年 十二月三十一日 31st December, 2020 千港元 HK\$' 000	二零一九年 十二月三十一日 31st December, 2019 千港元 HK\$' 000 (重列) (Restated)	二零一九年 一月一日 1st January, 2019 千港元 HK\$' 000 (重列) (Restated)
	附註 NOTES				
非流動資產		Non-current assets			
物業、廠房及設備	14	Property, plant and equipment	40,932,770	33,940,512	31,588,685
投資物業	15	Investment properties	89,425	81,727	68,182
使用權資產	16(a)	Right-of-use assets	2,816,236	2,526,102	2,505,436
於合營公司的權益	17	Interests in joint ventures	12,114,832	9,230,984	9,250,414
於聯營公司的權益	18	Interests in associates	4,082,026	3,811,134	3,438,449
指定為按公平值計入其他全面 收益的股本投資	19	Equity investments designated at fair value through other comprehensive income	153,100	146,258	123,605
商譽	20	Goodwill	903,956	669,370	668,860
經營權	21	Operating rights	1,476,285	1,185,695	1,234,006
遞延稅項資產	33	Deferred tax assets	345,422	278,090	266,220
經營權按金		Deposits for operating rights	1,954	3,143	1,593
使用權資產按金		Deposits for right-of-use assets	65,825	139,578	68,223
購買物業、廠房及設備按金		Deposits for purchase of property, plant and equipment	247,585	141,609	309,642
非流動資產總額		Total non-current assets	63,229,416	52,154,202	49,523,315
流動資產		Current assets			
存貨	22	Inventories	1,006,828	1,007,501	954,367
應收貿易賬款及其他應收款	23	Trade and other receivables	12,645,694	11,768,204	11,066,636
合同工程相關資產	24	Assets related to contract works	3,534,472	3,386,424	2,650,530
已抵押銀行存款	25	Pledged bank deposits	12,193	5,208	7,550
銀行結餘及現金	26	Bank balances and cash	13,442,206	13,502,481	10,700,979
流動資產總額		Total current assets	30,641,393	29,669,818	25,380,062
流動負債		Current liabilities			
應付貿易賬款及其他應付款	27	Trade and other payables	20,193,275	22,099,422	18,758,459
合同負債	28	Contract liabilities	15,174,058	13,235,923	12,489,088
政府補助金	29	Government grants	74,439	91,223	72,681
銀行及其他借貸	30	Bank and other borrowings	2,548,358	2,031,347	2,634,961
租賃負債	16(b)	Lease liabilities	98,946	92,177	88,168
應付稅項		Taxation payable	933,609	739,512	715,975
流動負債總額		Total current liabilities	39,022,685	38,289,604	34,759,332
流動負債淨額		Net current liabilities	(8,381,292)	(8,619,786)	(9,379,270)
總資產減流動負債		Total assets less current liabilities	54,848,124	43,534,416	40,144,045

綜合財務狀況表

Consolidated Statement of Financial Position

於二零二零年十二月三十一日 At 31st December, 2020

			二零二零年 十二月三十一日 31st December, 2020 千港元 HK\$' 000	二零一九年 十二月三十一日 31st December, 2019 千港元 HK\$' 000 (重列) (Restated)	二零一九年 一月一日 1st January, 2019 千港元 HK\$' 000 (重列) (Restated)
權益	Equity				
股本	Share capital	34	231,401	222,401	222,401
儲備	Reserves		36,042,886	26,573,036	23,858,719
母公司擁有人應佔權益	Equity attributable to owners of the parent		36,274,287	26,795,437	24,081,120
非控股權益	Non-controlling interests		10,594,072	9,026,778	7,968,447
總權益	Total equity		46,868,359	35,822,215	32,049,567
非流動負債	Non-current liabilities				
政府補助	Government grants	29	252,705	254,107	224,247
銀行及其他借貸	Bank and other borrowings	30	298,575	285,261	251,382
租賃負債	Lease liabilities	16(b)	219,530	268,990	378,262
優先票據	Senior notes	31	5,535,664	5,545,404	5,823,508
其他長期負債	Other long-term liabilities	32	477,613	243,845	188,647
遞延稅項負債	Deferred tax liabilities	33	1,195,678	1,114,594	1,228,432
非流動負債總額	Total non-current liabilities		7,979,765	7,712,201	8,094,478
			54,848,124	43,534,416	40,144,045

第97至265頁之綜合財務報表經由董事會於二零二一年三月二十六日批准及授權刊發並由下列人士代表董事會簽署：

The consolidated financial statements on pages 97 to 265 were approved and authorised for issue by the Board of Directors on 26th March, 2021 and are signed on its behalf by:

王傳棟
WANG CHUANDONG
董事
DIRECTOR
主席
CHAIRMAN

史寶峰
SHI BAOFENG
董事
DIRECTOR
總裁
CHIEF EXECUTIVE OFFICER

綜合權益變動表

Consolidated Statement of Changes in Equity

截至二零二零年十二月三十一日止年度 For the year ended 31st December, 2020

母公司擁有人應佔 Attributable to owners of the parent

		股本	股份溢價	繳入盈餘	資本儲備	匯兌儲備	為獎勵計劃 持有之股份	其他儲備	合併儲備	保留溢利	小計	非控股權益	股本總值
		Share capital 千港元 HK\$'000	Share premium 千港元 HK\$'000	Contributed surplus 千港元 HK\$'000 (附註a) (Note a)	Capital reserve 千港元 HK\$'000 (附註b) (Note b)	Translation reserve 千港元 HK\$'000	Shares held for incentive award scheme 千港元 HK\$'000	Other reserves 千港元 HK\$'000 (附註c) (Note c)	Merger reserve 千港元 HK\$'000 (附註d) (Note d)	Retained profits 千港元 HK\$'000	Sub-total 千港元 HK\$'000	Non- controlling interests 千港元 HK\$'000	Total equity 千港元 HK\$'000
於二零一九年一月一日原列	At 1st January, 2019, as previously stated	222,401	6,378,643	7,388,600	20,535	(1,272,744)	(166,250)	3,056,266	(8,727,518)	17,181,187	24,081,120	7,527,360	31,608,480
共同控制實體業務合併之影響 (附註2)	Effect of business combination of entities under common control (note 2)	-	-	-	-	-	-	-	-	-	-	441,087	441,087
於二零一九年一月一日(重列)	At 1st January, 2019 (Restated)	222,401	6,378,643	7,388,600	20,535	(1,272,744)	(166,250)	3,056,266	(8,727,518)	17,181,187	24,081,120	7,968,447	32,049,567
年內溢利	Profit for the year	-	-	-	-	-	-	-	-	5,043,477	5,043,477	1,456,266	6,499,743
按公平值計入其他全面收益的股本 投資公平值變動(扣除稅項)	Change in fair value of equity investments at fair value through other comprehensive income, net of tax	-	-	-	-	-	-	9,794	-	-	9,794	9,606	19,400
年內換算產生的匯兌差額及其他 全面收益	Exchange differences arising on translation and other comprehensive income for the year	-	-	-	-	(661,720)	-	-	-	-	(661,720)	(18,857)	(680,577)
年內全面(開支)/收益總額	Total comprehensive (expense)/income for the year	-	-	-	-	(661,720)	-	9,794	-	5,043,477	4,391,551	1,447,015	5,838,566
非控股權益注資	Capital contribution from non-controlling interests	-	-	-	-	-	-	-	-	-	-	13,659	13,659
業務合併	Business combinations	-	-	-	-	-	-	-	-	-	-	141,115	141,115
已付股息(附註12)	Dividends paid (note 12)	-	-	-	-	-	-	-	-	(1,677,234)	(1,677,234)	-	(1,677,234)
已付附屬公司非控股權益股息	Dividends paid to non-controlling interests of subsidiaries	-	-	-	-	-	-	-	-	-	-	(543,458)	(543,458)
自保留溢利轉出	Transfer from retained profits	-	-	-	-	-	-	573,717	-	(573,717)	-	-	-
於二零一九年十二月三十一日 (重列)	At 31st December, 2019 (Restated)	222,401	6,378,643	7,388,600	20,535	(1,934,464)	(166,250)	3,639,777	(8,727,518)	19,973,713	26,795,437	9,026,778	35,822,215
於二零二零年一月一日原列	At 1st January, 2020, as previously stated	222,401	6,378,643	7,388,600	20,535	(1,934,464)	(166,250)	3,639,777	(8,727,518)	19,973,713	26,795,437	8,561,346	35,356,783
共同控制實體業務合併之影響 (附註2)	Effect of business combination of entities under common control (note 2)	-	-	-	-	-	-	-	-	-	-	465,432	465,432
於二零二零年一月一日(重列)	At 1st January, 2020 (Restated)	222,401	6,378,643	7,388,600	20,535	(1,934,464)	(166,250)	3,639,777	(8,727,518)	19,973,713	26,795,437	9,026,778	35,822,215
年內溢利	Profit for the year	-	-	-	-	-	-	-	-	5,151,292	5,151,292	1,560,596	6,711,888
按公平值計入其他全面收益的股本 投資公平值變動(扣除稅項)	Change in fair value of equity investments at fair value through other comprehensive income, net of tax	-	-	-	-	-	-	(649)	-	-	(649)	(340)	(989)
年內換算產生的匯兌差額及其他 全面收益	Exchange differences arising on translation and other comprehensive income for the year	-	-	-	-	2,328,788	-	-	-	-	2,328,788	766,069	3,094,857
年內全面收益總額	Total comprehensive income for the year	-	-	-	-	2,328,788	-	(649)	-	5,151,292	7,479,431	2,326,325	9,805,756
非控股權益注資	Capital contribution from non-controlling interests	-	-	-	-	-	-	-	-	-	-	174,823	174,823
業務合併(附註37)	Business combinations (note 37)	-	-	-	-	-	-	-	-	-	-	582,965	582,965
收購附屬公司之額外權益	Acquisition of additional interests in subsidiaries	-	-	-	(57,445)	-	-	-	-	-	(57,445)	(243,054)	(300,499)
部分出售附屬公司(附註45)	Partial disposal of subsidiaries (note 45)	-	-	-	361,266	-	-	-	-	-	361,266	158,375	519,641
發行股份(附註34)	Share issue (note 34)	9,000	3,659,945	-	-	-	-	-	-	-	3,668,945	-	3,668,945
已付股息(附註12)	Dividends paid (note 12)	-	-	-	-	-	-	-	-	(1,973,347)	(1,973,347)	-	(1,973,347)
已付附屬公司非控股權益股息	Dividends paid to non-controlling interests of subsidiaries	-	-	-	-	-	-	-	-	-	-	(1,432,140)	(1,432,140)
自保留溢利轉出	Transfer from retained profits	-	-	-	-	-	-	577,564	-	(577,564)	-	-	-
於二零二零年十二月三十一日	At 31st December, 2020	231,401	10,038,588	7,388,600	324,356	394,324	(166,250)	4,216,692	(8,727,518)	22,574,094	36,274,287	10,594,072	46,868,359

綜合權益變動表

Consolidated Statement of Changes in Equity

截至二零二零年十二月三十一日止年度 For the year ended 31st December, 2020

附註：

a. 根據本公司於二零一一年五月三十日召開的股東特別大會上批准的特別決議案，金額為7,388,600,000港元的股份溢價進賬額已作出削減並轉撥至繳入盈餘。繳入盈餘為可分配儲備並將用於支付股息及《1981年百慕達公司法》容許的其他用途。

b. 資本儲備來自(i)於過往年度向本集團的中間控股公司及同系附屬公司收購合營公司折讓；及(ii)就非控股權益調整的金額與就收購於附屬公司的額外權益所支付的代價之間的差額。

c. 其他儲備包括於中華人民共和國（「中國」）成立的附屬公司的指定按公平值計入其他全面收益的股本投資公平值變動、一般儲備、法定盈餘儲備、企業發展基金、法定公益金及酌情盈餘儲備以及以現金注資方式增加於附屬公司擁有權益方面本集團應佔資產淨值之變動。

一般儲備乃每年自若干附屬公司的除稅後溢利按5%至10%的基準分配，並由彼等各自的董事會根據各附屬公司組織章程細則自行釐定。該儲備僅供彌補虧損、撥充資本及擴充生產力和業務之用。

d. 合併儲備指(i)已付現金代價、視為分派至同系附屬公司及本公司所發行股份；與(ii)集團重組中已合併實體之已發行股本及溢價金額之間的差額。

Notes:

a. Pursuant to the approval of a special resolution at the special general meeting of the Company on 30th May, 2011, the amount of HK\$7,388,600,000 standing to the credit of share premium has been reduced and transferred to the contributed surplus. The contributed surplus is a distributable reserve and will be used for the payment of dividends and for such other purposes as allowed by the Companies Act 1981 of Bermuda.

b. The capital reserve arose from (i) discount on acquisition of joint ventures from an intermediate holding company and fellow subsidiaries of the Group in prior years; and (ii) the difference between the amount by which the non-controlling interests are adjusted and the consideration paid for the acquisition of additional interests in subsidiaries.

c. Other reserves comprise the changes in fair value of equity investments designated at fair value through other comprehensive income, general reserve, statutory surplus reserve, enterprise expansion fund, statutory public welfare fund and discretionary surplus reserve of subsidiaries established in the People's Republic of China (the "PRC"), and the changes in net assets attributable to the Group in relation to the increase in ownership interests in subsidiaries through cash injection.

The general reserve is appropriated each year on the basis of 5% to 10% of the profit after taxation of certain subsidiaries as determined by their board of directors in accordance with the articles of association of the subsidiaries. This reserve should only be used for making up losses, capitalisation into capital and expansion of production and operation.

d. The merger reserve represented the difference between (i) the cash consideration paid, deemed distribution to a fellow subsidiary and shares issued by the Company; and (ii) the amount of issued capital and premium of the combined entities under group reorganisations.

綜合現金流量表

Consolidated Statement of Cash Flows

截至二零二零年十二月三十一日止年度 For the year ended 31st December, 2020

			二零二零年 2020 千港元 HK\$'000	二零一九年 2019 千港元 HK\$'000 (重列) (Restated)
經營業務	OPERATING ACTIVITIES			
除稅前溢利	Profit before taxation		8,990,263	8,421,548
調整：	Adjustments for:			
財務成本	Finance costs	8	449,420	532,967
利息收入	Interest income	7	(364,737)	(364,135)
按公平值計入其他全面收益 的股本投資的股息收入	Dividend income from equity investments at fair value through other comprehensive income	7	(2,036)	(3,213)
已確認政府補助金	Government grants recognised	7	(147,662)	(103,420)
應佔合營公司及聯營公司 溢利及虧損	Share of profits and losses of joint ventures and associates		(915,314)	(738,120)
出售物業、廠房及設備虧損	Loss on disposal of property, plant and equipment	9	12,553	10,731
出售使用權資產的虧損	Loss on disposal of right-of-use assets	9	1,068	388
出售合營公司收益	Gain on disposal of joint ventures	7	(6,165)	(153)
出售一家聯營公司收益	Gain on disposal of an associate	7	(169)	-
視為出售聯營公司部分權益 的收益	Gain on deemed disposal of partial interest in an associate	7	-	(224,083)
應收貿易賬款減值	Impairment of trade receivables	9	70,818	72,723
其他應收款減值／(減值 撥回)	Impairment/(reversal of impairment) of other receivables	9	(9,652)	(5,435)
合同資產減值	Impairment of contract assets	9	7,802	12,554
物業、廠房及設備折舊	Depreciation of property, plant and equipment	9	1,873,436	1,712,830
使用權資產折舊	Depreciation of right-of-use assets	9	176,218	184,646
投資物業折舊	Depreciation of investment properties	9	4,007	3,952
經營權攤銷	Amortisation of operating rights	9	64,817	63,465
營運資金變動前的經營現金 流量	Operating cash flows before movements in working capital		10,204,667	9,577,245
存貨減少／(增加)	Decrease/(Increase) in inventories		61,998	(75,339)
應收貿易賬款及其他應收款 減少／(增加)	Decrease/(increase) in trade and other receivables		246,306	(846,122)
合同工程相關資產減少／ (增加)	Decrease/(increase) in assets related to contract works		66,075	(808,145)
應付貿易賬款及其他應付款 (減少)／增加	(Decrease)/increase in trade and other payables		(871,340)	1,852,837
合同負債增加	Increase in contract liabilities		1,028,930	928,645
經營業務產生的現金	Cash generated from operations		10,736,636	10,629,121
已付中國企業所得稅	PRC Enterprise Income Tax paid		(2,120,606)	(2,027,360)
經營業務所得現金淨額	NET CASH FROM OPERATING ACTIVITIES		8,616,030	8,601,761

綜合現金流量表

Consolidated Statement of Cash Flows

截至二零二零年十二月三十一日止年度 For the year ended 31st December, 2020

		二零二零年 2020 千港元 HK\$'000	二零一九年 2019 千港元 HK\$'000 (重列) (Restated)
投資業務	INVESTING ACTIVITIES		
贖回其他按金所得款項	Proceeds from redemption of other deposits	41,942,197	32,740,658
中間控股公司還款	Repayment from an intermediate holding company	–	555,829
已收合營公司股息	Dividends received from joint ventures	292,097	295,538
已收聯營公司股息	Dividends received from associates	144,544	106,904
已收利息	Interest received	360,300	364,616
出售物業、廠房及設備所得款項	Proceeds from disposal of property, plant and equipment	78,997	149,731
視為出售附屬公司部分權益所得款項	Proceeds from deemed disposal of partial interest in subsidiaries	347,531	–
取得與物業、廠房及設備有關的政府補助金	Receipt of government grants for property, plant and equipment	129,476	158,311
提取已抵押銀行存款	Withdrawal of pledged bank deposits	–	2,177
收購附屬公司	Acquisition of subsidiaries	(632,985)	52,963
存放其他存款	Placement of other deposits	(41,512,743)	(33,036,390)
購置物業、廠房及設備的付款	Payments for acquisition of property, plant and equipment	(4,283,076)	(3,956,461)
向同系附屬公司提供的貸款墊款	Advances of loans to a fellow subsidiary	(367,259)	(781,611)
來自合營公司的還款	Repayment from joint ventures	7,921	12,331
來自聯營公司的還款／(向聯營公司提供的貸款墊款)	Repayment from/(advances of loans to) associates	21,326	(50,571)
於合營公司的投資	Investments in joint ventures	(3,148,441)	(44,467)
於聯營公司的投資	Investments in associates	(17,499)	(3,339)
購買物業、廠房及設備按金	Deposits for purchase of property, plant and equipment	(91,715)	(106,162)
使用權資產按金	Deposits for right-of-use assets	(62,324)	(62,054)
經營權按金	Deposits for operating rights	(1,850)	(1,585)
經營權付款	Payments for operating rights	(103,904)	(24,707)
使用權資產付款	Payments for right-of-use assets	(295,833)	(271,222)
存放有抵押銀行存款	Placement of pledged bank deposits	(6,650)	–
投資業務所用現金淨額	NET CASH USED IN INVESTING ACTIVITIES	(7,199,890)	(3,899,511)

綜合現金流量表

Consolidated Statement of Cash Flows

截至二零二零年十二月三十一日止年度 For the year ended 31st December, 2020

		二零二零年 2020 千港元 HK\$'000	二零一九年 2019 千港元 HK\$'000 (重列) (Restated)
融資業務	FINANCING ACTIVITIES		
發行股份	Issue of shares	3,668,945	–
新增銀行及其他借貸	New bank and other loans	2,111,002	4,882,052
(向中間控股公司還款)／應付 中間控股公司款項	(Repayment to)/amount due to an intermediate holding company	(2,500,000)	1,500,000
應付同系附屬公司款項	Amount due to fellow subsidiaries	29,862	280,048
(向合營公司還款)／應付合營 公司款項	(Repayment to)/amount due to joint ventures	(273,518)	215,458
應付聯營公司款項／(向聯營 公司還款)	Amount due to/(repayment to) associates	(6,851)	(36,197)
償還附屬公司非控股權益	Repayment to non-controlling interests of subsidiaries	(25,281)	(15,356)
非控股股東注資	Contribution from non-controlling shareholders	222,610	13,659
償還銀行及其他借貸	Repayment of bank and other loans	(1,632,008)	(5,453,814)
已付股息	Dividends paid	(1,973,347)	(1,677,234)
已付非控股股東股息	Dividends paid to non-controlling shareholders	(1,159,457)	(543,458)
已付利息	Interest paid	(466,408)	(504,061)
償還優先票據	Repayment of senior notes	–	(276,988)
租約付款主要部分	Principal portion of lease payments	(90,835)	(118,459)
融資業務所用現金淨額	NET CASH USED IN FINANCING ACTIVITIES	(2,095,286)	(1,734,350)
現金及現金等價物增加淨額	NET INCREASE IN CASH AND CASH EQUIVALENTS	(679,146)	2,967,900
年初現金及現金等價物	CASH AND CASH EQUIVALENTS AT BEGINNING OF THE YEAR	13,502,481	10,700,979
匯率變動的影響，淨額	Effect of exchange rate changes, net	618,871	(166,398)
年終現金及現金等價物， 即銀行結餘及現金	CASH AND CASH EQUIVALENTS AT END OF THE YEAR, REPRESENTED BY BANK BALANCES AND CASH	13,442,206	13,502,481

綜合財務報表附註

Notes to the Consolidated Financial Statements

截至二零二零年十二月三十一日止年度 For the year ended 31st December, 2020

1. 一般資料

本公司為一家於百慕達註冊成立的獲豁免有限公司，其股份於香港聯合交易所有限公司（「聯交所」）上市，其中間母公司為於香港註冊成立的華潤（集團）有限公司（「華潤集團公司」）；而其最終控股公司為中國華潤有限公司（「中國華潤」）（前稱「中國華潤總公司」），該公司為一家於中華人民共和國（「中國」）成立的公司。本公司註冊辦事處及主要營業地點的地址於本年報內公司資料一節披露。

本公司為一家投資控股公司，其主要附屬公司、合營公司及聯營公司的業務分別載於附註45、46及47。

綜合財務報表以港元（「港元」）呈列，原因為本公司為一家股份於香港聯交所上市的上市公司，而其大部分投資者亦在香港，因此本公司董事認為在呈列本集團經營業績及財務狀況時使用港元更為合適。

2. 編製基準

於編製本綜合財務報表時，有見及於二零二零年十二月三十一日本集團的流動負債超逾其流動資產8,381,292,000港元及本集團有資本承擔307,369,000港元，本公司董事已審慎考慮本集團的未來流動資金狀況。於二零二零年十二月三十一日，本集團的銀行及其他借貸合共2,846,933,000港元，其中2,548,358,000港元被分類為流動負債。本公司董事認為，本集團與銀行的良好往績記錄及關係會提升本集團續新借貸融資的能力。

本公司董事認為，經計及本集團未動用的銀行融資12,108,971,000港元及內部產生資金及上述其他因素，本集團有充足營運資金可滿足二零二零年十二月三十一日起計未來十二個月的現時需求。因此，本綜合財務報表以持續經營基準予以編製。

1. GENERAL

The Company is a listed public company incorporated in Bermuda as an exempted company with limited liability and its shares are listed on The Stock Exchange of Hong Kong Limited (the "Stock Exchange"). The Company's intermediate parent company is China Resources (Holdings) Company Limited ("CRH"), a company incorporated in Hong Kong, and its ultimate holding company is China Resources Company Limited ("CRCL") (formerly known as "China Resources National Corp."), a company established in the People's Republic of China (the "PRC"). The addresses of the registered office and principal place of business of the Company are disclosed in the Corporate Information of the annual report.

The Company is an investment holding company. The activities of its principal subsidiaries, joint ventures and associates are set out in notes 45, 46 and 47, respectively.

The consolidated financial statements are presented in Hong Kong dollars ("HK\$") as the Company is a public company with its shares listed on the Stock Exchange in Hong Kong where most of its investors are located, and therefore, the directors of the Company consider that HK\$ is preferable in presenting the operating results and financial position of the Group.

2. BASIS OF PREPARATION

In preparing the consolidated financial statements, the directors of the Company have given careful consideration to the future liquidity of the Group in light of the fact that the Group's current liabilities exceeded its current assets by HK\$8,381,292,000, and the Group had capital commitments of HK\$307,369,000 as at 31st December, 2020. As at 31st December, 2020, the Group had bank and other borrowings totalling HK\$2,846,933,000, of which HK\$2,548,358,000 was classified as current liabilities. The directors of the Company are of the opinion that there are good track records and relationship with banks which would enhance the Group's ability on renewing the borrowing facilities.

The directors of the Company are of the opinion that, taking into account of the unutilised banking facilities of HK\$12,108,971,000 and internally generated funds of the Group and the other factors described above, the Group has sufficient working capital for its present requirements for the next twelve months from 31st December, 2020. Accordingly, the consolidated financial statements have been prepared on a going concern basis.

2. 編製基準 (續)

合併會計報表

在共同控制下的合併會計業務合併

於二零二零年十二月三十一日止年度，本集團於二零二零年十二月二十二日以現金代價296,451,000港元自獨立第三方收購秦皇島華潤燃氣有限公司(「秦皇島華潤」)額外28.9809%股權，因此，本集團於秦皇島華潤合共擁有66.4331%投票權，並控制秦皇島華潤。

由於秦皇島華潤的另外23.5669%股權由中國華潤附屬公司深圳潤成投資諮詢有限公司(「潤成投資」)持有，故於收購日期前後，本集團及秦皇島華潤均由中國華潤控制，且該控制並非暫時性等，因此該收購已根據香港會計師公會(「香港會計師公會」)頒佈的香港會計指引第5號「共同控制合併的合併會計法」(「會計指引第5號」)所載的合併會計原則列作共同控制實體之合併。

按合併會計處理，秦皇島華潤之業績已自其首次受中國華潤控制當日起合併入賬。秦皇島華潤之資產及負債已反映於合併日期之現行賬面值。概無就商譽或收購方於被收購方之可識別資產、負債及或然負債之淨公平值之權益超出共同控制合併當時之成本之部分確認任何金額，有關金額已另於權益項下其他儲備列賬。

2. BASIS OF PREPARATION (CONTINUED)

Merger Accounting Restatement

Merger Accounting Business Combination Under Common Control

During the year ended 31st December, 2020, the Group acquired additional 28.9809% equity interests in 秦皇島華潤燃氣有限公司(“秦皇島華潤”) from an independent third-party for a cash consideration of HK\$296,451,000 on 22nd December, 2020, and therefore, the Group totally had 66.4331% voting right in 秦皇島華潤, and controlled over 秦皇島華潤.

The Group and 秦皇島華潤 are both under the control of CRCL before and after the date of acquisition, as another 23.5669% equity interests of 秦皇島華潤 were held by 深圳潤成投資諮詢有限公司(“潤成投資”), a subsidiary of CRCL, and that control is not transitory and hence the acquisition has been accounted for as a combination of entities under common control by applying the principles of merger accounting in accordance with Accounting Guideline 5 “Merger Accounting for Common Control Combinations” (“AG 5”) issued by the Hong Kong Institute of Certified Public Accountants (“HKICPA”).

Under merger accounting, the results of 秦皇島華潤 have been combined from the date when they first came under the control of CRCL. The assets and liabilities of 秦皇島華潤 have been reflected at their existing carrying values at the date of combination. No amount has been recognised in respect of goodwill or excess of the acquirer's interest in the net fair value of acquiree's identifiable assets, liabilities and contingent liabilities over cost at the time of common control combination, which, instead, has been recorded in other reserves in equity.

2. 編製基準 (續)

合併會計報表 (續)

在共同控制下涉及業務的合併會計業務合併 (續)

因此，截至二零一九年十二月三十一日止年度之綜合損益表及其他全面收益表、綜合權益變動表及綜合現金流量表已經重列，以計入秦皇島華潤之資產及負債以及經營業績。於二零一九年一月一日及二零一九年十二月三十一日之綜合財務狀況表已經重列，以計入秦皇島華潤之資產及負債賬面值，而於聯營公司的權益之賬面值及分佔秦皇島華潤的業績已分別撇銷。

上述提及重列截至二零一九年十二月三十一日止年度綜合收益表的影響，導致本集團收益增加1,141,177,000港元及對本公司擁有人應佔本集團溢利並無影響。

上文所提及重列於二零一九年一月一日及二零一九年十二月三十一日綜合財務狀況表的影響，導致本集團的權益總額分別增加441,087,000港元及465,432,000港元。

2. BASIS OF PREPARATION (CONTINUED)

Merger Accounting Restatement (Continued)

Merger Accounting Business Combination Under Common Control (Continued)

Accordingly, the consolidated statements of profit or loss and other comprehensive income, the consolidated statement of changes in equity and the consolidated statement of cash flows for the year ended 31st December, 2019 have been restated to include the assets and liabilities and the operating results of 秦皇島華潤. The consolidated statement of financial position as at 1st January, 2019 and 31st December, 2019 have been restated to include the carrying amounts of the assets and liabilities of 秦皇島華潤 and the carrying value of the interests in the associate and the shares of results of 秦皇島華潤 have been eliminated respectively.

The effect of restatements described above on the consolidated income statement for the year ended 31st December, 2019 has resulted in an increase in the Group's revenue of HK\$1,141,177,000 and has no impact on the Group's profit attributable to owners of the Company.

The effect of restatements described above on the consolidated statement of financial position as at 1st January, 2019 and 31st December, 2019 has resulted in an increase in the Group's total equity by HK\$441,087,000 and HK\$465,432,000, respectively.

3.1 會計政策變更及披露

本集團已就本年度的財務報表採納二零一八年財務報告概念框架以及首次採納下列經修訂香港財務報告準則。

香港財務報告準則 業務的定義
第3號的修訂

香港財務報告準則 利率基準改革
第9號、香港
會計準則第39號
及香港財務報告
準則第7號
的修訂

香港財務報告準則 新冠疫情相關的
第16號的修訂 租金寬減
(提前採納)

香港會計準則 重大的定義
第1號及香港
會計準則
第8號的修訂

二零一八年財務報告概念框架及經修訂香港財務報告準則的性質及影響如下所述：

- (a) 二零一八年財務報告概念框架(「概念框架」)載列一套全面的財務報告概念及準則制定，並為財務報表編製人制定一致的會計政策提供指引，協助各方了解及詮釋準則。該概念框架包括有關計量及報告財務表現的新章節、有關終止確認資產及負債的新指引，以及資產及負債的更新定義及確認標準。其亦澄清財務報告中管理、審慎及計量不確定因素的角色。該概念框架並非準則，其中所載概念概無凌駕於任何準則的概念或規定之上。該概念框架並無對本集團的財務狀況及表現造成任何重大影響。

3.1 CHANGES IN ACCOUNTING POLICIES AND DISCLOSURES

The Group has adopted the *Conceptual Framework for Financial Reporting 2018* and the following revised HKFRSs for the first time for the current year's financial statements.

Amendments to HKFRS 3 *Definition of a Business*

Amendments to HKFRS 9, HKAS 39 and HKFRS 7 *Interest Rate Benchmark Reform*

Amendment to HKFRS 16 *Covid-19-Related Rent Concessions (early adopted)*

Amendments to HKAS 1 and HKAS 8 *Definition of Material*

The nature and the impact of the *Conceptual Framework for Financial Reporting 2018* and the revised HKFRSs are described below:

- (a) *Conceptual Framework for Financial Reporting 2018* (the "Conceptual Framework") sets out a comprehensive set of concepts for financial reporting and standard setting, and provides guidance for preparers of financial statements in developing consistent accounting policies and assistance to all parties to understand and interpret the standards. The Conceptual Framework includes new chapters on measurement and reporting financial performance, new guidance on the derecognition of assets and liabilities, and updated definitions and recognition criteria for assets and liabilities. It also clarifies the roles of stewardship, prudence and measurement uncertainty in financial reporting. The Conceptual Framework is not a standard, and none of the concepts contained therein override the concepts or requirements in any standard. The Conceptual Framework did not have any significant impact on the financial position and performance of the Group.

3.1 會計政策變更及披露 (續)

(b) 香港財務報告準則第3號之修訂對業務定義作出澄清，並提供更多指引。該等修訂說明，就被視為業務之一系列綜合活動及資產而言，其須包括最少一項對共同創造產出能力有顯著貢獻之投入及實質程序。業務可以不包括創造產出所需之所有投入及過程而存在。該等修訂取消對市場參與者是否有能力收購業務並繼續創造產出之評估。相反，重點在於獲得之投入及實質性過程是否共同對創造產出能力有顯著貢獻。該等修訂還縮窄產出之定義，重點關注向客戶提供之貨品或服務、投資收入或源自普通活動之其他收入。此外，修訂提供指引，以評估所收購之流程是否具有重要性，並引入可選之公平值集中測試，以便簡化評估所獲得之一系列活動及資產是否並非業務。本集團已對二零二零年一月一日或之後發生的交易或其他事件前瞻性地應用該等修訂。該等修訂並無對本集團的財務狀況或表現造成任何影響。

(c) 香港財務報告準則第9號、香港會計準則第39號及香港財務報告準則第7號的修訂處理對可替代無風險利率（「無風險利率」）取代現有利率基準前一段期間的財務報告造成影響的問題。該等修訂提供可在引入可替代無風險利率前之不確定期限內繼續進行對沖會計處理之暫時性補救措施。此外，該等修訂規定公司須向投資者提供有關直接受該等不確定因素影響之對沖關係之額外資料。由於本集團並無任何利率對沖關係，該等修訂並無對本集團的財務狀況或表現造成任何影響。

3.1 CHANGES IN ACCOUNTING POLICIES AND DISCLOSURES (CONTINUED)

(b) Amendments to HKFRS 3 clarify and provide additional guidance on the definition of a business. The amendments clarify that for an integrated set of activities and assets to be considered a business, it must include, at a minimum, an input and a substantive process that together significantly contribute to the ability to create output. A business can exist without including all of the inputs and processes needed to create outputs. The amendments remove the assessment of whether market participants are capable of acquiring the business and continue to produce outputs. Instead, the focus is on whether acquired inputs and acquired substantive processes together significantly contribute to the ability to create outputs. The amendments have also narrowed the definition of outputs to focus on goods or services provided to customers, investment income or other income from ordinary activities. Furthermore, the amendments provide guidance to assess whether an acquired process is substantive and introduce an optional fair value concentration test to permit a simplified assessment of whether an acquired set of activities and assets is not a business. The Group has applied the amendments prospectively to transactions or other events that occurred on or after 1st January, 2020. The amendments did not have any impact on the financial position and performance of the Group.

(c) Amendments to HKFRS 9, HKAS 39 and HKFRS 7 address issues affecting financial reporting in the period before the replacement of an existing interest rate benchmark with an alternative risk-free rate ("RFR"). The amendments provide temporary reliefs which enable hedge accounting to continue during the period of uncertainty before the introduction of the alternative RFR. In addition, the amendments require companies to provide additional information to investors about their hedging relationships which are directly affected by these uncertainties. The amendments did not have any impact on the financial position and performance of the Group as the Group does not have any interest rate hedging relationships.

3.1 會計政策變更及披露 (續)

(d) 香港財務報告準則第16號的修訂為承租人提供可行權宜方法，讓承租人選擇不就因新型冠狀病毒疫情直接導致的租金寬減應用租賃修訂會計法。可行權宜方法僅適用於因疫情而直接導致的租金寬減，且僅當(i)租賃款項變動導致租賃的經修訂代價與緊接變動前的租賃代價大致相同或低於該代價；(ii)租賃款項的任何減少僅影響原於二零二一年六月三十日或之前到期的付款；及(iii)租賃的其他條款及條件並無實質變動，方可應用。該修訂於二零二零年六月一日或之後開始的年度期間生效，准許提早應用並應追溯應用。

(e) 香港會計準則第1號及香港會計準則第8號的修訂提供了對重大的全新定義。新定義指出，如果遺漏、錯誤陳述或掩蓋有關資料能被合理預期會影響一般目的財務報表的主要使用者基於該等財務報表所作出的決定，則有關資料即屬重大。該等修訂澄清，重要性將取決於資料的性質或程度，或兩者兼備。該等修訂並無對本集團的財務狀況或表現造成任何重大影響。

3.1 CHANGES IN ACCOUNTING POLICIES AND DISCLOSURES (CONTINUED)

(d) Amendment to HKFRS 16 provides a practical expedient for lessees to elect not to apply lease modification accounting for rent concessions arising as a direct consequence of the covid-19 pandemic. The practical expedient applies only to rent concessions occurring as a direct consequence of the pandemic and only if (i) the change in lease payments results in revised consideration for the lease that is substantially the same as, or less than, the consideration for the lease immediately preceding the change; (ii) any reduction in lease payments affects only payments originally due on or before 30th June, 2021; and (iii) there is no substantive change to other terms and conditions of the lease. The amendment is effective for annual periods beginning on or after 1st June, 2020 with earlier application permitted and shall be applied retrospectively.

(e) Amendments to HKAS 1 and HKAS 8 provide a new definition of material. The new definition states that information is material if omitting, misstating or obscuring it could reasonably be expected to influence decisions that the primary users of general purpose financial statements make on the basis of those financial statements. The amendments clarify that materiality will depend on the nature or magnitude of information, or both. The amendments did not have any significant impact on the financial position and performance of the Group.

3.2 已頒佈但尚未生效的香港財務報告準則

本集團於編製該等財務報表時並未採納下列已頒佈但尚未生效的新訂及經修訂香港財務報告準則。

香港財務報告準則第3號的修訂	引用概念框架 ²
香港財務報告準則第9號、香港會計準則第39號及香港財務報告準則第7號、香港財務報告準則第4號及香港財務報告準則第16號的修訂	利率基準改革 – 第二階段 ¹
香港財務報告準則第10號及香港會計準則第28號(2011年)的修訂	投資者與其聯營公司或合營公司之間的資產出售或注資 ⁴
香港財務報告準則第17號	保險合同 ³
香港財務報告準則第17號的修訂	保險合同 ^{3, 6}
香港會計準則第1號的修訂	將負債分類為流動或非流動負債 ^{3, 5}
香港會計準則第16號的修訂	物業、廠房及設備：達至擬定用途前之所得款項 ²
香港會計準則第37號的修訂	繁重的合約 – 履約成本 ²
香港財務報告準則二零一八年至二零二零年的年度改進	香港財務報告準則第1號、香港財務報告準則第9號、香港財務報告準則第16號提供的範例及香港會計準則第41號的修訂 ²

3.2 ISSUED BUT NOT YET EFFECTIVE HONG KONG FINANCIAL REPORTING STANDARDS

The Group has not applied the following new and revised HKFRSs, that have been issued but not yet effective, in these financial statements.

Amendments to HKFRS 3	<i>Reference to the Conceptual Framework²</i>
Amendments to HKFRS 9, HKAS 39 and HKFRS 7, HKFRS 4 and HKFRS 16	<i>Interest Rate Benchmark Reform – Phase 2¹</i>
Amendments to HKFRS 10 and HKAS 28 (2011)	<i>Sale or Contribution of Assets between an Investor and its Associate or Joint Venture⁴</i>
HKFRS 17	<i>Insurance Contracts³</i>
Amendments to HKFRS 17	<i>Insurance Contracts^{3, 6}</i>
Amendments to HKAS 1	<i>Classification of Liabilities as Current or Non-current^{3, 5}</i>
Amendments to HKAS 16	<i>Property, Plant and Equipment: Proceeds before Intended Use²</i>
Amendments to HKAS 37	<i>Onerous Contracts – Cost of Fulfilling a Contract²</i>
<i>Annual Improvements to HKFRSs 2018-2020</i>	<i>Amendments to HKFRS 1, HKFRS 9, Illustrative Examples accompanying HKFRS 16, and HKAS 41²</i>

3.2 已頒佈但尚未生效的香港財務報告準則 (續)

- 1 於二零二一年一月一日或以後開始之年度期間生效
- 2 於二零二二年一月一日或以後開始之年度期間生效
- 3 於二零二三年一月一日或以後開始之年度期間生效
- 4 尚未釐定強制性生效日期，但可予採納
- 5 作為香港會計準則第1號修訂的後果，香港詮釋第5號財務報表之呈列－借款人對包含隨時要求償還條文之有期貸款之分類於二零二零年十月作出修訂以統一對應措辭，但不對結論作出任何更改
- 6 作為於二零二零年十月頒佈的香港財務報告準則第17號修訂的後果，香港財務報告準則第4號作出修訂以延長臨時豁免，允許保險公司於二零二三年一月一日之前開始的年度期間應用香港會計準則第39號而非香港財務報告準則第9號

預期將適用於本集團之該等香港財務報告準則之進一步資料於下文載述。

3.2 ISSUED BUT NOT YET EFFECTIVE HONG KONG FINANCIAL REPORTING STANDARDS (CONTINUED)

- 1 Effective for annual periods beginning on or after 1st January, 2021
- 2 Effective for annual periods beginning on or after 1st January, 2022
- 3 Effective for annual periods beginning on or after 1st January, 2023
- 4 No mandatory effective date yet determined but available for adoption
- 5 As a consequence of the amendments to HKAS 1, Hong Kong Interpretation 5 *Presentation of Financial Statements – Classification by the Borrower of a Term Loan that Contains a Repayment on Demand Clause* was revised in October 2020 to align the corresponding wording with no change in conclusion
- 6 As a consequence of the amendments to HKFRS 17 issued in October 2020, HKFRS 4 was amended to extend the temporary exemption that permits insurers to apply HKAS 39 rather than HKFRS 9 for annual periods beginning before 1st January, 2023

Further information about those HKFRSs that are expected to be applicable to the Group is described as below.

3.2 已頒佈但尚未生效的香港財務報告準則(續)

香港財務報告準則第3號的修訂旨在以二零一八年六月頒佈的財務報告概念框架的引用取代先前財務報表編製及呈列框架的引用，而毋須大幅度改變其規定。該等修訂亦為香港財務報告準則第3號有關實體引用概念框架以釐定構成資產或負債的內容的確認原則增設一項例外情況。該例外情況規定，對於原本屬於香港會計準則第37號或香港(國際財務報告詮釋委員會)－詮釋第21號範圍內的負債及或然負債而言，倘該等負債屬單獨產生而非於業務合併中產生，則應用香港財務報告準則第3號的實體應分別參考香港會計準則第37號或香港(國際財務報告詮釋委員會)－詮釋第21號，而非概念框架。此外，該等修訂澄清或然資產於收購日期不符合確認條件。本集團預期自二零二二年一月一日起前瞻性地採納該等修訂。由於該等修訂預期適用於收購日期為首次應用日期或之後的業務合併，故本集團於過渡日期將不受該等修訂影響。

3.2 ISSUED BUT NOT YET EFFECTIVE HONG KONG FINANCIAL REPORTING STANDARDS (CONTINUED)

Amendments to HKFRS 3 are intended to replace a reference to the previous *Framework for the Preparation and Presentation of Financial Statements* with a reference to the *Conceptual Framework for Financial Reporting* issued in June 2018 without significantly changing its requirements. The amendments also add to HKFRS 3 an exception to its recognition principle for an entity to refer to the Conceptual Framework to determine what constitutes an asset or a liability. The exception specifies that, for liabilities and contingent liabilities that would be within the scope of HKAS 37 or HK(IFRIC)-Int 21 if they were incurred separately rather than assumed in a business combination, an entity applying HKFRS 3 should refer to HKAS 37 or HK(IFRIC)-Int 21 respectively instead of the Conceptual Framework. Furthermore, the amendments clarify that contingent assets do not qualify for recognition at the acquisition date. The Group expects to adopt the amendments prospectively from 1st January, 2022. Since the amendments apply prospectively to business combinations for which the acquisition date is on or after the date of first application, the Group will not be affected by these amendments on the date of transition.

3.2 已頒佈但尚未生效的香港財務報告準則 (續)

香港財務報告準則第9號、香港會計準則第39號、香港財務報告準則第7號、香港財務報告準則第4號及香港財務報告準則第16號的修訂解決先前修訂未處理的於現有利率基準被可替代無風險利率取代時影響財務報告的問題。第二階段修訂提供在對金融資產及負債合約現金流量的釐定基準的變動進行會計處理時無需調整賬面值即可更新實際利率的可行權宜方法，前提為該變動為利率基準改革的直接後果且釐定合約現金流量的新基準在經濟上等同於緊接變動前的先前基準。此外，該等修訂允許利率基準改革所規定對對沖指定及對沖文件進行更改，而不會中斷對沖關係。過渡期間可能產生的任何損益均通過香港財務報告準則第9號的正常規定進行處理，以衡量及確認對沖無效性。無風險利率被指定為風險組成部分時，該等修訂亦暫時減免實體必須滿足可單獨識別的規定。倘實體合理地預期無風險利率風險組成部分於未來24個月內將變得可單獨識別，則該減免允許實體於指定對沖後假定已滿足可單獨識別規定。此外，該等修訂亦規定實體須披露額外資料，以使財務報表的使用者能夠了解利率基準改革對實體的金融工具及風險管理策略的影響。該等修訂於二零二一年一月一日或之後開始的年度期間生效，並應追溯應用，但實體毋須重述比較資料。

於二零二零年十二月三十一日，本集團擁有若干計息銀行及其他借款，以港元及外幣計值並基於香港銀行同業拆息及倫敦銀行同業拆息（「倫敦銀行同業拆息」）計息。倘該等借款的利率於未來期間被無風險利率取代，則在該等借款修改後，本集團將在「經濟上等同」條件達成以及預期對該等變動應用修訂將不會產生任何重大修改收益或虧損時應用此可行權宜方法。

3.2 ISSUED BUT NOT YET EFFECTIVE HONG KONG FINANCIAL REPORTING STANDARDS (CONTINUED)

Amendments to HKFRS 9, HKAS 39, HKFRS 7, HKFRS 4 and HKFRS 16 address issues not dealt with in the previous amendments which affect financial reporting when an existing interest rate benchmark is replaced with an alternative RFR. The Phase 2 amendments provide a practical expedient to allow the effective interest rate to be updated without adjusting the carrying amount when accounting for changes in the basis for determining the contractual cash flows of financial assets and liabilities, if the change is a direct consequence of the interest rate benchmark reform and the new basis for determining the contractual cash flows is economically equivalent to the previous basis immediately preceding the change. In addition, the amendments permit changes required by the interest rate benchmark reform to be made to hedge designations and hedge documentation without the hedging relationship being discontinued. Any gains or losses that could arise on transition are dealt with through the normal requirements of HKFRS 9 to measure and recognise hedge ineffectiveness. The amendments also provide a temporary relief to entities from having to meet the separately identifiable requirement when an RFR is designated as a risk component. The relief allows an entity, upon designation of the hedge, to assume that the separately identifiable requirement is met, provided the entity reasonably expects the RFR risk component to become separately identifiable within the next 24 months. Furthermore, the amendments require an entity to disclose additional information to enable users of financial statements to understand the effect of interest rate benchmark reform on an entity's financial instruments and risk management strategy. The amendments are effective for annual periods beginning on or after 1st January, 2021 and shall be applied retrospectively, but entities are not required to restate the comparative information.

The Group had certain interest-bearing bank and other borrowings denominated in Hong Kong dollars and foreign currencies based on the Hong Kong Interbank Offered Rate and the London Interbank Offered Rate ("LIBOR") as at 31st December, 2020. If the interest rates of these borrowings are replaced by RFRs in a future period, the Group will apply this practical expedient upon the modification of these borrowings when the "economically equivalent" criterion is met and expects that no significant modification gain or loss will arise as a result of applying the amendments to these changes.

3.2 已頒佈但尚未生效的香港財務報告準則 (續)

香港財務報告準則第10號及香港會計準則第28號(二零一一年)的修訂針對香港財務報告準則第10號與香港會計準則第28號(二零一一年)之間有關處理投資者與其聯營公司或合營公司之間的資產出售或注資的規定不一致的情況。該等修訂規定，當投資者與其聯營公司或合營公司之間的資產出售或注資構成一項業務時，須確認全數收益或虧損。當交易涉及不構成一項業務之資產時，由該交易產生之收益或虧損於該投資者之損益內確認，惟僅以投資者於該聯營公司或合營公司之不相關權益為限。該等修訂將前瞻應用。香港會計師公會已於二零一六年一月剔除香港財務報告準則第10號及香港會計準則第28號(二零一一年)的修訂的以往強制生效日期，而新的強制生效日期將於對聯營公司及合營公司的會計處理完成更廣泛的檢討後釐定。然而，該等修訂現時可予以採納。

香港會計準則第1號的修訂澄清將負債分類為流動或非流動的規定。該等修訂指明，倘實體延遲償還負債的權利受限於實體符合特定條件，則倘該實體於報告期末符合該等條件，其有權於當日延遲償還負債。負債的分類不受該實體行使其延遲償還負債權利的可能性的影響。該等修訂亦澄清被視為償還負債的情況。該等修訂於二零二三年一月一日或以後開始之年度期間生效，並應追溯應用。准許提前應用。預期該等修訂不會對本集團的財務報表造成任何重大影響。

3.2 ISSUED BUT NOT YET EFFECTIVE HONG KONG FINANCIAL REPORTING STANDARDS (CONTINUED)

Amendments to HKFRS 10 and HKAS 28 (2011) address an inconsistency between the requirements in HKFRS 10 and in HKAS 28 (2011) in dealing with the sale or contribution of assets between an investor and its associate or joint venture. The amendments require a full recognition of a gain or loss when the sale or contribution of assets between an investor and its associate or joint venture constitutes a business. For a transaction involving assets that do not constitute a business, a gain or loss resulting from the transaction is recognised in the investor's profit or loss only to the extent of the unrelated investor's interest in that associate or joint venture. The amendments are to be applied prospectively. The previous mandatory effective date of amendments to HKFRS 10 and HKAS 28 (2011) was removed by the HKICPA in January 2016 and a new mandatory effective date will be determined after the completion of a broader review of accounting for associates and joint ventures. However, the amendments are available for adoption now.

Amendments to HKAS 1 clarify the requirements for classifying liabilities as current or non-current. The amendments specify that if an entity's right to defer settlement of a liability is subject to the entity complying with specified conditions, the entity has a right to defer settlement of the liability at the end of the reporting period if it complies with those conditions at that date. Classification of a liability is unaffected by the likelihood that the entity will exercise its right to defer settlement of the liability. The amendments also clarify the situations that are considered a settlement of a liability. The amendments are effective for annual periods beginning on or after 1st January, 2023 and shall be applied retrospectively. Earlier application is permitted. The amendments are not expected to have any significant impact on the Group's financial statements.

3.2 已頒佈但尚未生效的香港財務報告準則(續)

香港會計準則第16號的修訂禁止實體從物業、廠房及設備項目的成本中扣除在使該資產達到可按管理層擬定方式運作的必要位置與狀態的過程中出售項目的任何所得款項。作為替代，實體將出售任何該等項目的所得款項以及該等項目的成本計入當期損益。該等修訂於二零二二年一月一日或之後開始之年度期間生效，並僅追溯應用於實體首次應用該等修訂的財務報表中呈列的最早期間的期初或之後可供使用的物業、廠房及設備項目。准許提前應用。預期該等修訂不會對本集團的財務報表造成任何重大影響。

香港會計準則第37號的修訂澄清，就根據香港會計準則第37號評估合約是否屬繁重而言，履行合約的成本包括與合約直接相關的成本。與合約直接相關的成本包括履行該合約的增量成本(例如直接勞工及材料)及與履行合約直接相關的其他成本分配(例如履行合約所用物業、廠房及設備項目的折舊費用分配以及合約監督管理成本)。一般及行政成本與合約並無直接關連，除非合約明確規定可向對手方收取費用，否則不包括在內。該等修訂於二零二二年一月一日或之後開始之年度期間生效，並應對實體於首次應用該等修訂的年度報告期間的期初其尚未履行所有義務的合約應用。准許提前應用。首次應用該等修訂的任何累積影響將確認為首次應用日期的期初權益的調整，而毋須重列比較資料。預期該等修訂不會對本集團的財務報表造成任何重大影響。

3.2 ISSUED BUT NOT YET EFFECTIVE HONG KONG FINANCIAL REPORTING STANDARDS (CONTINUED)

Amendments to HKAS 16 prohibit an entity from deducting from the cost of an item of property, plant and equipment any proceeds from selling items produced while bringing that asset to the location and condition necessary for it to be capable of operating in the manner intended by management. Instead, an entity recognises the proceeds from selling any such items, and the cost of those items, in profit or loss. The amendments are effective for annual periods beginning on or after 1st January, 2022 and shall be applied retrospectively only to items of property, plant and equipment made available for use on or after the beginning of the earliest period presented in the financial statements in which the entity first applies the amendments. Earlier application is permitted. The amendments are not expected to have any significant impact on the Group's financial statements.

Amendments to HKAS 37 clarify that for the purpose of assessing whether a contract is onerous under HKAS 37, the cost of fulfilling the contract comprises the costs that relate directly to the contract. Costs that relate directly to a contract include both the incremental costs of fulfilling that contract (e.g., direct labour and materials) and an allocation of other costs that relate directly to fulfilling that contract (e.g., an allocation of the depreciation charge for an item of property, plant and equipment used in fulfilling the contract as well as contract management and supervision costs). General and administrative costs do not relate directly to a contract and are excluded unless they are explicitly chargeable to the counterparty under the contract. The amendments are effective for annual periods beginning on or after 1st January, 2022 and shall be applied to contracts for which an entity has not yet fulfilled all its obligations at the beginning of the annual reporting period in which it first applies the amendments. Earlier application is permitted. Any cumulative effect of initially applying the amendments shall be recognised as an adjustment to the opening equity at the date of initial application without restating the comparative information. The amendments are not expected to have any significant impact on the Group's financial statements.

3.2 已頒佈但尚未生效的香港財務報告準則 (續)

香港財務報告準則二零一八年至二零二零年的年度改進載列香港財務報告準則第1號、香港財務報告準則第9號、香港財務報告準則第16號提供的範例及香港會計準則第41號的修訂。預期將適用於本集團的修訂詳情如下：

- 香港財務報告準則第9號金融工具：澄清實體於評估新訂或經修改金融負債的條款與原金融負債的條款是否存在巨大差異時包含的費用。該等費用僅包括借款人與貸款人之間已支付或收取的費用，包括借款人或貸款人代表其他方已支付或收取的費用。實體將該修訂應用於實體首次應用該修訂的年度報告期間的期初或之後修改或交換的金融負債。該修訂於二零二二年一月一日或以後開始之年度期間生效。准許提前應用。預期該修訂不會對本集團的財務報表造成任何重大影響。
- 香港財務報告準則第16號租賃：刪除香港財務報告準則第16號提供的範例13中有關租賃物業裝修的出租人付款說明。此舉消除於應用香港財務報告準則第16號時有關租賃激勵處理的潛在困惑。

3.2 ISSUED BUT NOT YET EFFECTIVE HONG KONG FINANCIAL REPORTING STANDARDS (CONTINUED)

Annual Improvements to HKFRSs 2018-2020 sets out amendments to HKFRS 1, HKFRS 9, Illustrative Examples accompanying HKFRS 16, and HKAS 41. Details of the amendments that are expected to be applicable to the Group are as follows:

- HKFRS 9 *Financial Instruments*: clarifies the fees that an entity includes when assessing whether the terms of a new or modified financial liability are substantially different from the terms of the original financial liability. These fees include only those paid or received between the borrower and the lender, including fees paid or received by either the borrower or lender on the other's behalf. An entity applies the amendment to financial liabilities that are modified or exchanged on or after the beginning of the annual reporting period in which the entity first applies the amendment. The amendment is effective for annual periods beginning on or after 1st January, 2022. Earlier application is permitted. The amendment is not expected to have a significant impact on the Group's financial statements.
- HKFRS 16 *Leases*: removes the illustration of payments from the lessor relating to leasehold improvements in Illustrative Example 13 accompanying HKFRS 16. This removes potential confusion regarding the treatment of lease incentives when applying HKFRS 16.

4. 主要會計政策

綜合財務報表乃按照香港會計師公會頒佈的香港財務報告準則編製。此外，綜合財務報表亦包括聯交所證券上市規則及香港公司條例規定的適用披露。

除於各個報告期末按公平值計算的若干金融工具外，綜合財務報表乃根據歷史成本基準編製，已在下列會計政策中作出解釋。

歷史成本一般以交換貨品及服務時給予代價的公平值為基準。

公平值是於計量日期市場參與者於有秩序交易中出售資產可收取或轉讓負債須支付的價格，而不論該價格是否直接可觀察或可使用其他估值技術估計。若市場參與者於計量日期對資產或負債定價時會考慮資產或負債的特點，則本集團於估計資產或負債的公平值時會考慮該等特點。此等綜合財務報表中作計量及／或披露用途的公平值乃按此基準釐定，惟屬於香港財務報告準則第2號「以股份為基礎的付款」範圍的以股份付款的交易、屬於香港會計準則第17號範圍內的租賃交易，以及與公平值有部分相若地方但並非公平值的計量，譬如香港會計準則第2號「存貨」內的可變現淨額或香港會計準則第36號「資產減值」的使用價值除外。

4. SIGNIFICANT ACCOUNTING POLICIES

The consolidated financial statements have been prepared in accordance with HKFRSs issued by the HKICPA. In addition, the consolidated financial statements include applicable disclosures required by the Rules Governing the Listing of Securities on the Stock Exchange and by the Hong Kong Companies Ordinance.

The consolidated financial statements have been prepared on the historical cost basis except for certain financial instruments which are measured at fair values at the end of each reporting period, as explained in the accounting policies set out below.

Historical cost is generally based on the fair value of the consideration given in exchange for goods and services.

Fair value is the price that would be received to sell an asset or paid to transfer a liability in an orderly transaction between market participants at the measurement date, regardless of whether that price is directly observable or estimated using another valuation technique. In estimating the fair value of an asset or a liability, the Group takes into account the characteristics of the asset or liability if market participants would take those characteristics into account when pricing the asset or liability at the measurement date. Fair value for measurement and/or disclosure purposes in these consolidated financial statements is determined on such a basis, except for share-based payment transactions that are within the scope of HKFRS 2 *Share-based payment*, leasing transactions that are within the scope of HKAS 17, and measurements that have some similarities to fair value but are not fair value, such as net realisable value in HKAS 2 *Inventories* or value in use in HKAS 36 *Impairment of assets*.

4. 主要會計政策(續)

此外，就財務呈報而言，公平值計量根據公平值計量的輸入數據可觀察程度及公平值計量的輸入數據對其整體的重要性分類為第一級、第二級或第三級，詳情如下：

- 第一級輸入數據是實體於計量日期可以取得的相同資產或負債於活躍市場之報價(未經調整)；
- 第二級輸入數據是就資產或負債直接或間接地可觀察之輸入數據(第一級內包括的報價除外)；及
- 第三級輸入數據是資產或負債的不可觀察輸入數據。

合併基準

綜合財務報表包括本公司及其所控制實體及其附屬公司的財務報表。倘本公司符合以下條件時，即取得控制權：

- 可對投資對象行使權力；
- 因參與投資對象業務而承受浮動回報的風險或享有權利；及
- 有能力動用其權力影響其回報。

倘有事實及情況顯示上述三項控制因素之一項或多項出現變化，本集團將重新評估其是否控制投資對象。

4. SIGNIFICANT ACCOUNTING POLICIES (CONTINUED)

In addition, for financial reporting purposes, fair value measurements are categorised into Level 1, 2 or 3 based on the degree to which the inputs to the fair value measurements are observable and the significance of the inputs to the fair value measurement in its entirety, which are described as follows:

- Level 1 inputs are quoted prices (unadjusted) in active markets for identical assets or liabilities that the entity can access at the measurement date;
- Level 2 inputs are inputs, other than quoted prices included within Level 1, that are observable for the asset or liability, either directly or indirectly; and
- Level 3 inputs are unobservable inputs for the asset or liability.

Basis of consolidation

The consolidated financial statements incorporate the financial statements of the Company and entities controlled by the Company and its subsidiaries. Control is achieved where the Company:

- has power over the investee;
- is exposed, or has rights, to variable returns from its involvement with the investee; and
- has the ability to use its power to affect its returns.

The Group reassesses whether or not it controls an investee if facts and circumstances indicate that there are changes to one or more of the three elements of control listed above.

4. 主要會計政策 (續)

合併基準 (續)

倘本集團於投資對象的投票權未能佔大多數，但只要投票權足以賦予本集團實際能力可單方面掌控投資對象之相關業務時，本集團即對投資對象擁有權力。在評估本集團於投資對象的投票權是否足以賦予其權力時，本集團考慮所有相關事實及情況，包括：

- 本集團持有投票權之規模相較其他投票權持有人所持投票權之規模及分散度；
- 本集團、其他投票權持有人或其他人士持有之潛在投票權；
- 其他合同安排產生之權利；及
- 於需要作出決定時，本集團當前能否掌控相關活動的任何其他事實及情況（包括於過往股東大會上的投票方式）。

附屬公司之合併入賬自本集團取得有關附屬公司之控制權起開始，並於本集團失去有關附屬公司之控制權時終止。具體而言，年內所收購或出售附屬公司之收入及開支乃自本集團取得控制權之日期起計入綜合損益及其他全面收益表，直至本集團不再控制有關附屬公司之日期為止。

損益及其他全面收益之每個項目乃歸屬於本公司擁有人及非控股權益。附屬公司之全面收益總額歸屬於本公司擁有人及非控股權益，即使此舉會導致非控股權益產生虧絀結餘。

於必要時，將對附屬公司之財務報表作出調整，以令彼等之會計政策與本集團之會計政策一致。

4. SIGNIFICANT ACCOUNTING POLICIES (CONTINUED)

Basis of consolidation (Continued)

When the Group has less than a majority of the voting rights of an investee, it has power over the investee when the voting rights are sufficient to give it the practical ability to direct the relevant activities of the investee unilaterally. The Group considers all relevant facts and circumstances in assessing whether or not the Group's voting rights in an investee are sufficient to give it power, including:

- the size of the Group's holding of voting rights relative to the size and dispersion of holdings of the other vote holders;
- potential voting rights held by the Group, other vote holders or other parties;
- rights arising from other contractual arrangements; and
- the current ability to direct the relevant activities at the time that decisions need to be made, including voting patterns at previous shareholders' meetings.

Consolidation of a subsidiary begins when the Group obtains control over the subsidiary and ceases when the Group loses control of the subsidiary. Specifically, income and expenses of a subsidiary acquired or disposed of during the year are included in the consolidated statement of profit or loss and other comprehensive income from the date the Group gains control until the date when the Group ceases to control the subsidiary.

Profit or loss and each item of other comprehensive income are attributed to the owners of the Company and to the non-controlling interests. Total comprehensive income of subsidiaries is attributed to the owners of the Company and to the non-controlling interests even if this results in the non-controlling interests having a deficit balance.

When necessary, adjustments are made to the financial statements of subsidiaries to bring their accounting policies into line with the Group's accounting policies.

4. 主要會計政策(續)

合併基準(續)

有關本集團成員公司之間交易的所有集團內公司間之資產及負債、權益、收入、支出及現金流量於合併時悉數抵銷。

本集團於現有附屬公司所有權的變動

本集團於現有附屬公司所有權的權益出現變動，但並無導致本集團失去該等附屬公司的控制權，均以權益交易入賬。本集團相關權益組成部分及非控股權益的賬面值予以調整，以反映彼等於附屬公司的相關權益的變動，包括按本集團及非控股權益的權益比例在兩者之間重新分配相關儲備。

相關權益組成部分調整後的非控股權益款額與所付或所收代價的公平值兩者之間的差額，均直接於權益確認並歸屬於本公司擁有人。

業務合併

並非合併共同控制業務的收購業務採用收購法入賬。業務合併中之轉讓代價按公平值計量，而計算方法為本集團所轉讓資產、本集團自被收購方原股東承接之負債及本集團為交換被收購方之控制權而發行之股權於收購當日之公平值總額。有關收購之成本通常於產生時於損益中確認。

4. SIGNIFICANT ACCOUNTING POLICIES (CONTINUED)

Basis of consolidation (Continued)

All intragroup assets and liabilities, equity, income, expenses and cash flows relating to transactions between members of the Group are eliminated in full on consolidation.

Changes in the Group's ownership interests in existing subsidiaries

Changes in the Group's ownership interests in existing subsidiaries that do not result in the Group losing control over the subsidiaries are accounted for as equity transactions. The carrying amounts of the Group's relevant components of equity and the non-controlling interests are adjusted to reflect the changes in their relative interests in the subsidiaries, including re-attribution of relevant reserves between the Group and the non-controlling interests according to the Group's and the non-controlling interests' proportionate interests.

Any difference between the amount by which the non-controlling interests are adjusted after re-attribution of the relevant equity component, and the fair value of the consideration paid or received is recognised directly in equity and attributed to owners of the Company.

Business combinations

Acquisitions of businesses that are not combinations of business under common control are accounted for using the acquisition method. The consideration transferred in a business combination is measured at fair value, which is calculated as the sum of the acquisition-date fair values of the assets transferred by the Group, liabilities incurred by the Group to the former owners of the acquiree and the equity interests issued by the Group in exchange for control of the acquiree. Acquisition-related costs are generally recognised in profit or loss as incurred.

4. 主要會計政策 (續)

業務合併 (續)

當所收購的一組活動及資產包括對共同創造產出能力作出重大貢獻的資源投入及一項實質過程，本集團認為其已收購一項業務。

於收購日期，所收購之可識別資產及所承擔之負債乃於收購日按公平值確認，惟以下情況除外：

- 遞延稅項資產或負債及僱員福利安排所產生的資產或負債或資產分別按香港會計準則第12號「所得稅」及香港會計準則第19號「僱員福利」確認及計量；
- 與被收購方的以股份為基礎的付款安排或為取代被收購方的以股份為基礎的付款安排而訂立的本集團的以股份為基礎的付款安排有關的負債或權益工具，乃於收購日期按香港財務報告準則第2號計量；及
- 根據香港財務報告準則第5號「持作出售的非流動資產及已終止經營業務」分類為持作出售的資產（或出售組別）根據該準則計量。

商譽是以所轉撥之代價、非控股權益於被收購方中所佔金額及收購方以往持有之被收購方股權之公平值（如有）之總和，減所收購之可識別資產及於收購日期所承擔之負債之淨值後，所超出之差額計值。倘經重估後，所收購之可識別資產與所承擔負債於收購日期之淨額高於轉撥之代價、非控股權益於被收購方中所佔金額以及收購方以往持有之被收購方股權之公平值（如有）之總和，則差額即時於損益內確認為議價收購收益。

4. SIGNIFICANT ACCOUNTING POLICIES (CONTINUED)

Business combinations (Continued)

The Group determines that it has acquired a business when the acquired set of activities and assets includes an input and a substantive process that together significantly contribute to the ability to create outputs.

At the acquisition date, the identifiable assets acquired and the liabilities assumed are recognised at their fair value at the acquisition date, except that:

- deferred tax assets or liabilities, and assets or liabilities or assets related to employee benefit arrangements are recognised and measured in accordance with HKAS 12 Income taxes and HKAS 19 Employee benefits respectively;
- liabilities or equity instruments related to share-based payment arrangements of the acquiree or share-based payment arrangements of the Group entered into to replace share-based payment arrangements of the acquiree are measured in accordance with HKFRS 2 at the acquisition date; and
- assets (or disposal groups) that are classified as held for sale in accordance with HKFRS 5 Non-current assets held for sale and discontinued operations are measured in accordance with that standard.

Goodwill is measured as the excess of the sum of the consideration transferred, the amount of any non-controlling interests in the acquiree, and the fair value of the acquirer's previously held equity interest in the acquiree (if any) over the net amount of the identifiable assets acquired and the liabilities assumed as at acquisition date. If, after re-assessment, the net of the acquisition-date amounts of the identifiable assets acquired and liabilities assumed exceeds the sum of the consideration transferred, the amount of any non-controlling interests in the acquiree and the fair value of the acquirer's previously held interest in the acquiree (if any), the excess is recognised immediately in profit or loss as a bargain purchase gain.

4. 主要會計政策(續)

業務合併(續)

現時屬擁有權權益且於清盤時賦予持有人權利可按比例分佔有關附屬公司資產淨值的非控股權益，可初步按公平值或非控股權益應佔被收購方可識別資產淨值的已確認金額比例計量。計量基準視乎每項交易而作出選擇。其他種類的非控股權益乃按其公平值計量。

涉及受共同控制實體的業務合併的合併會計處理

綜合財務報表計入發生共同控制合併的合併實體或業務的財務報表項目，猶如該等實體或業務在該等合併實體或業務首次受控制方控制當日便已合併一樣。

合併實體或業務的資產淨值乃按最終控制方認為的現有賬面值綜合入賬。本集團並無就商譽或就收購公司於被收購公司可識別資產、負債及或然負債的公平淨值中應佔權益超出共同控制下合併時的成本部份確認任何金額，惟以控制方持續擁有權益為限。

綜合全面收入報表包括自最早呈列日期起或自該等合併實體或業務首次受共同控制當日起(以期限較短者為準)直至出售日期(視適用情況而定)各合併實體或業務的業績。

綜合財務報表的可比較金額乃按猶如該等合併實體或業務在上一個報告期間或首次受共同控制當日(以期限較短者為準)直至出售日期(視適用情況而定)便已合併的方式重列。

4. SIGNIFICANT ACCOUNTING POLICIES (CONTINUED)

Business combinations (Continued)

Non-controlling interests that are present ownership interests and entitle their holders to a proportionate share of the relevant subsidiary's net assets in the event of liquidation are initially measured at the non-controlling interests' proportionate share of the recognised amounts of the acquiree's identifiable net assets or at fair value. The choice of measurement basis is made on a transaction-by-transaction basis. Other types of non-controlling interests are measured at their fair value.

Merger accounting for business combinations involving entities under common control

The consolidated financial statements incorporate the financial statements items of the combining entities or businesses in which the common control combination occurs as if they had been combined from the date when the combining entities or businesses first came under the control of the controlling party.

The net assets of the combining entities or businesses are consolidated using the existing book values from the ultimate controlling parties' perspective. No amount is recognised in respect of goodwill or excess of acquirer's interest in the net fair value of acquiree's identifiable assets, liabilities and contingent liabilities over cost at the time of common control combination, to the extent of the continuation of the controlling party's interest.

The consolidated statement of comprehensive income includes the results of each of the combining entities or businesses from the earliest date presented or since the date when the combining entities or businesses first came under the common control, where this is a shorter period and up to the date of disposal, as appropriate.

The comparative amounts in the consolidated financial statements are restated as if the entities or businesses had been combined at the previous reporting period or when they first came under common control, whichever is shorter and up to the date of disposal, as appropriate.

4. 主要會計政策(續)

商譽

收購業務所產生商譽，乃按於業務收購日期(請參閱上文的會計政策)的成本減任何累計減值虧損(若有)入賬。

就減值測試而言，商譽會分配至預期會從合併獲得協同效益的本集團各現金產生單位或現金產生單位組別，而該單位或單位組別指就內部管理目的監控商譽的最低水平且不過經營分類。

獲分配商譽的現金產生單位(或現金產生單位組別)會每年或於單位出現減值跡象時更頻繁進行減值測試。就於報告期內收購產生的商譽，獲分配商譽的現金產生單位(或現金產生單位組別)會於該報告期結束前進行減值測試。倘若現金產生單位的可收回金額少於其賬面值，則減值虧損會首先分配以削減任何商譽的賬面值，其後按各項資產所佔單位(或現金產生單位組別)的賬面值比例分配至單位的其他資產。

於出售有關現金產生單位時，在釐定出售溢利或虧損金額時會計入應佔的商譽數額(或本集團監控商譽的現金產生單位組別中的任何現金產生單位)。

本集團對於收購聯營公司及合營公司產生的商譽的政策載列如下。

於聯營公司及合營公司的投資

聯營公司指本集團可對其產生重大影響的實體。重大影響指參與被投資公司的財務及營運決策的權力，而非控制或共同控制有關政策的權力。

4. SIGNIFICANT ACCOUNTING POLICIES (CONTINUED)

Goodwill

Goodwill arising on an acquisition of a business is carried at cost as established at the date of acquisition of the business (see the accounting policy above) less accumulated impairment losses, if any.

For the purposes of impairment testing, goodwill is allocated to each of the Group's cash-generating units (or groups of cash-generating units) that are expected to benefit from the synergies of the combination, which represent the lowest level at which the goodwill is monitored for internal management purposes and not larger than an operating segment.

A cash-generating unit (or group of cash-generating units) to which goodwill has been allocated is tested for impairment annually, or more frequently whenever there is indication that the unit may be impaired. For goodwill arising on an acquisition in a reporting period, the cash-generating unit (or group of cash-generating units) to which goodwill has been allocated is tested for impairment before the end of that reporting period. If the recoverable amount of the cash-generating unit is less than its carrying amount, the impairment loss is allocated first to reduce the carrying amount of any goodwill, and then to the other assets on a pro-rata basis based on the carrying amount of each asset in the unit (or group of cash-generating units).

On disposal of the relevant cash-generating unit, the attributable amount of goodwill is included in the determination of the amount of profit or loss on disposal (or any of the cash-generating unit within group of cash-generating units in which the Group monitors goodwill).

The Group's policy for goodwill arising on the acquisition of an associate and a joint venture is described below.

Investments in associates and joint ventures

An associate is an entity over which the Group has significant influence. Significant influence is the power to participate in the financial and operating policy decisions of the investee but is not control or joint control over those policies.

4. 主要會計政策(續)

於聯營公司及合營公司的投資(續)

合營公司乃一項合營安排，對安排擁有共同控制權的訂約方據此對合營安排的資產淨值擁有權利。共同控制權指按照合同協定對一項安排所共有的控制權，僅在相關活動必須獲得共同享有控制權的各方一致同意方能決定時存在。

聯營公司或合營公司的業績、資產及負債採用權益會計法納入該等綜合財務報表。用於權益會計法的聯營公司及合營公司的財務報表乃按與本集團就同類交易及同類事項的統一會計政策編製。根據權益法，於聯營公司或合營公司的投資按成本於綜合財務狀況表中初步確認，其後經調整以確認本集團所佔聯營公司或合營公司損益及其他全面收益。除損益及其他全面收益外，聯營公司／合營公司的資產淨值變動不予入賬，除非該等變動導致本集團持有的所有權權益出現變動。倘本集團應佔聯營公司或合營公司的虧損超過本集團於該聯營公司或合營公司的權益，則本集團會終止確認其應佔的進一步虧損。額外虧損僅以本集團已產生法律或推定責任或代表該聯營公司或合營公司所作付款為限進行確認。

自投資對象成為一家聯營公司或合營公司當日起，對聯營公司或合營公司的投資採用權益法入賬。於收購一間聯營公司或合營公司的投資時，投資成本高於本集團應佔投資對象可識別資產及負債公平淨值的數額確認為商譽。有關商譽計入投資的賬面值。本集團所佔可識別資產及負債的公平淨值高於投資成本之數額，則會於重新評估後於收購投資期間即時於損益內確認。

4. SIGNIFICANT ACCOUNTING POLICIES (CONTINUED)

Investments in associates and joint ventures (Continued)

A joint venture is a joint arrangement whereby the parties that have joint control of the arrangement have rights to the net assets of the joint arrangement. Joint control is the contractually agreed sharing of control of an arrangement, which exists only when decisions about the relevant activities require unanimous consent of the parties sharing control.

The results and assets and liabilities of associates or joint ventures are incorporated in these consolidated financial statements using the equity method of accounting. The financial statements of associates and joint ventures used for equity accounting purposes are prepared using uniform accounting policies as those of the Group for like transactions and events in similar circumstances. Under the equity method, an investment in an associate or a joint venture is initially recognised in the consolidated statement of financial position at cost and adjusted thereafter to recognise the Group's share of the profit or loss and other comprehensive income of the associate or joint venture. Changes in net assets of the associate/joint venture other than profit or loss and other comprehensive income are not accounted for unless such changes resulted in changes in ownership interest held by the Group. When the Group's share of losses of an associate or a joint venture exceeds the Group's interest in that associate or joint venture, the Group discontinues recognising its share of further losses. Additional losses are recognised only to the extent that the Group has incurred legal or constructive obligations or made payments on behalf of the associate or joint venture.

An investment in an associate or a joint venture is accounted for using the equity method from the date on which the investee becomes an associate or a joint venture. On acquisition of the investment in an associate or a joint venture, any excess of the cost of the investment over the Group's share of the net fair value of the identifiable assets and liabilities of the investee is recognised as goodwill, which is included within the carrying amount of the investment. Any excess of the Group's share of the net fair value of the identifiable assets and liabilities over the cost of the investment, after reassessment, is recognised immediately in profit or loss in the period in which the investment is acquired.

4. 主要會計政策 (續)

於聯營公司及合營公司的投資 (續)

香港會計準則第39號之規定予以應用，以釐定是否需要就本集團於聯營公司或合營公司之投資確認任何減值虧損。於需要時，該項投資之全部賬面值（包括商譽）會根據香港會計準則第36號以單一資產的方式進行減值測試，方法是比較其可收回金額（即使用價值與公平值減出售成本之較高者）與賬面值。任何已確認之減值虧損構成該項投資賬面值之一部分。有關減值虧損之任何撥回乃於該項投資之可收回金額其後增加之情況下根據香港會計準則第36號確認。

倘本集團對聯營公司或合營公司失去重大影響力或共同控制權，其入賬列作出售被投資方的全部權益，所產生的盈虧於損益確認。倘根據香港會計準則第39號之範圍，本集團保留於前聯營公司或合營公司之權益，且保留權益為金融資產時，則本集團於當日按公平值計量保留權益，而公平值則被視為初步確認時之公平值。聯營公司或合營公司之賬面值與任何保留權益之公平值及出售聯營公司或合營公司相關權益所得任何所得款項之間的差額，乃計入釐定出售聯營公司或合營公司之損益。此外，倘該聯營公司或合營公司直接出售相關資產或負債，則本集團可能需要按相同基準計入有關該聯營公司或合營公司的以往於其他全面收益確認的所有金額。因此，倘聯營公司或合營公司以往於其他全面收益確認之盈虧重新分類為出售相關資產或負債之損益，待出售／部分出售有關聯營公司或合營公司後，本集團將於終止使用權益法時將權益盈虧重新分類至損益（列作重新分類調整）。

4. SIGNIFICANT ACCOUNTING POLICIES (CONTINUED)

Investments in associates and joint ventures (Continued)

The requirements of HKAS 39 are applied to determine whether it is necessary to recognise any impairment loss with respect to the Group's investment in an associate or a joint venture. When necessary, the entire carrying amount of the investment (including goodwill) is tested for impairment in accordance with HKAS 36 as a single asset by comparing its recoverable amount (higher of value in use and fair value less costs of disposal) with its carrying amount. Any impairment loss recognised forms part of the carrying amount of the investment. Any reversal of that impairment loss is recognised in accordance with HKAS 36 to the extent that the recoverable amount of the investment subsequently increases.

When the Group ceases to have significant influence over an associate or joint control over a joint venture, it is accounted for as a disposal of the entire interest in the investee with a resulting gain or loss being recognised in profit or loss. When the Group retains an interest in the former associate or joint venture and the retained interest is a financial asset within the scope of HKAS 39, the Group measures the retained interest at fair value at that date and the fair value is regarded as its fair value on initial recognition. The difference between the carrying amount of the associate or joint venture and the fair value of any retained interest and any proceeds from disposing the relevant interest in the associate or joint venture is included in the determination of the gain or loss on disposal of the associate or joint venture. In addition, the Group accounts for all amounts previously recognised in other comprehensive income in relation to that associate or joint venture on the same basis as would be required if that associate or joint venture had directly disposed of the related assets or liabilities. Therefore, if a gain or loss previously recognised in other comprehensive income by that associate or joint venture would be reclassified to profit or loss on the disposal of the related assets or liabilities, the Group reclassifies the gain or loss from equity to profit or loss (as a reclassification adjustment) upon disposal/partial disposal of the relevant associate or joint venture.

4. 主要會計政策 (續)

於聯營公司及合營公司的投資 (續)

當於聯營公司之投資成為對合營公司之投資或於合營公司之投資成為對聯營公司之投資時，本集團繼續使用權益法。於相關所有權發生變動時，不會對公平值進行重新計量。

當本集團削減於聯營公司或合營公司之所有權權益但繼續使用權益法時，倘以往於其他全面收益確認有關削減所有權權益之盈虧部分將於出售相關資產或負債時重新分類至損益，則本集團會將該盈虧重新分類至損益。

倘一集團實體與本集團之聯營公司或合營公司交易，與該聯營公司或合營公司交易所產生之損益只會在有關聯營公司或合營公司之權益與本集團無關的情況下，才會在本集團之綜合財務報表確認。

確認收益

來自客戶合同的收入

來自客戶合同的收益於貨物或服務控制權轉讓至客戶時確認，其金額反映本集團預期就交換該等貨物或服務而有權獲得的代價。

當合同中的代價包括可變金額時，代價金額乃估計為本集團有權就貨物或服務轉讓至客戶而換取的金額。可變代價於合同開始時估計並受限制，直至可變代價的有關不明朗因素其後解決，而已確認的累計收益金額的大額收益撥回極有可能不會發生為止。

4. SIGNIFICANT ACCOUNTING POLICIES (CONTINUED)

Investments in associates and joint ventures (Continued)

The Group continues to use the equity method when an investment in an associate becomes an investment in a joint venture or an investment in a joint venture becomes an investment in an associate. There is no remeasurement to fair value upon such changes in ownership interests.

When the Group reduces its ownership interest in an associate or a joint venture but the Group continues to use the equity method, the Group reclassifies to profit or loss the proportion of the gain or loss that had previously been recognised in other comprehensive income relating to that reduction in ownership interest if that gain or loss would be reclassified to profit or loss on the disposal of the related assets or liabilities.

When a group entity transacts with an associate or a joint venture of the Group, profits and losses resulting from the transactions with the associate or joint venture are recognised in the Group's consolidated financial statements only to the extent of interests in the associate or joint venture that are not related to the Group.

Revenue recognition

Revenue from contracts with customers

Revenue from contracts with customers is recognised when control of goods or services is transferred to the customers at an amount that reflects the consideration to which the Group expects to be entitled in exchange for those goods or services.

When the consideration in a contract includes a variable amount, the amount of consideration is estimated to which the Group will be entitled in exchange for transferring the goods or services to the customer. The variable consideration is estimated at contract inception and constrained until it is highly probable that a significant revenue reversal in the amount of cumulative revenue recognised will not occur when the associated uncertainty with the variable consideration is subsequently resolved.

4. 主要會計政策 (續)

確認收益 (續)

來自客戶合同的收入 (續)

倘合同載有融資部分及其向客戶提供就超過一年為轉讓貨物或服務予客戶撥付資金而產生的重大利益時，收入按應收款項的現值計量，並使用於合同開始時本集團與該客戶訂立的個別融資交易所反映的貼現率貼現。倘合同載有向本集團提供超過一年的重大財務利益的融資部分，則根據該合同確認的收入包括根據實際利率法計算的合同負債所附有的利息開支。對於客戶作出付款至轉讓承諾貨物或服務的期限為一年或以下的合同，該交易價格不會採用香港財務報告準則第15號下的可行權宜方式就重大融資部分的影響作出調整。

(a) 貨物銷售 (包括氣體燃料、燃氣器具及其他相關產品)

銷售工業產品的收益乃於資產控制權轉移至客戶 (一般於交付工業產品) 時確認。

(b) 燃氣接駁／設計及建設服務

來自提供燃氣接駁、設計及建設服務的收益乃按時間確認，即使用輸入法計量完全達致服務的進度，此乃由於本集團履約創建及強化一項資產，該資產於創建及強化時由客戶控制。相對達致建設服務的估計總成本，該輸入法乃根據已產生成本的比例確認收益。

4. SIGNIFICANT ACCOUNTING POLICIES (CONTINUED)

Revenue recognition (Continued)

Revenue from contracts with customers (Continued)

When the contract contains a financing component which provides the customer with a significant benefit of financing the transfer of goods or services to the customer for more than one year, revenue is measured at the present value of the amount receivable, discounted using the discount rate that would be reflected in a separate financing transaction between the Group and the customer at contract inception. When the contract contains a financing component which provides the Group with a significant financial benefit for more than one year, revenue recognised under the contract includes the interest expense accreted on the contract liability under the effective interest method. For a contract where the period between the payment by the customer and the transfer of the promised goods or services is one year or less, the transaction price is not adjusted for the effects of a significant financing component, using the practical expedient in HKFRS 15.

(a) Sale of goods (including gas fuel, gas appliances and related products)

Revenue from the sale of industrial products is recognised at the point in time when control of the asset is transferred to the customer, generally on delivery of the industrial products.

(b) Gas connection/design and construction services

Revenue from the provision of gas connection and design and construction services is recognised over time, using an input method to measure progress towards complete satisfaction of the service, because the Group's performance creates or enhances an asset that the customer controls as the asset is created or enhanced. The input method recognises revenue based on the proportion of the costs incurred, relative to the estimated total costs for satisfaction of the construction services.

4. 主要會計政策 (續)

確認收益 (續)

來自客戶合同的收入 (續)

(b) 燃氣接駁／設計及建設服務 (續)

向客戶提出的索償乃本集團尋求從客戶收回的金額，作為原有建造合同中未包含的工程範圍的成本及邊際溢利補償。索償列賬為可變代價並受限制，直至可變代價的有關不明朗因素其後解決，而已確認的累計收益金額的大額收益撥回極有可能不會發生時止。本集團使用預期價值法估計索償金額，此乃由於該方法為預測本集團將有權獲得的可變代價金額的最佳方法。

其他來源的收益

租金收入按租賃期間按時間比例確認。不取決於指數或利率的可變租賃付款於其產生的會計期間內確認為收入。

其他收入

利息收入採用實際利率法按應計基準確認，方法為採用該利率將於金融工具之預計年期(或較短期間，倘適用)內之估計未來應收現金準確地貼現為該金融資產之賬面淨值。

股息收入於股東收取付款之權利被確立時確認，與股息相關的經濟利益將流入本集團，且該股息金額能被可靠地計量。

收益按於日常業務過程中就銷售貨品及提供服務已收或應收的代價，減去折扣及稅項後的公平值計算。

4. SIGNIFICANT ACCOUNTING POLICIES (CONTINUED)

Revenue recognition (Continued)

Revenue from contracts with customers (Continued)

(b) Gas connection/design and construction services (Continued)

Claims to customers are amounts that the Group seeks to collect from the customers as reimbursement of costs and margins for scope of works not included in the original construction contract. Claims are accounted for as variable consideration and constrained until it is highly probable that a significant revenue reversal in the amount of cumulative revenue recognised will not occur when the associated uncertainty with the variable consideration is subsequently resolved. The Group uses the expected value method to estimate the amounts of claims because this method best predicts the amount of variable consideration to which the Group will be entitled.

Revenue from other sources

Rental income is recognised on a time proportion basis over the lease terms. Variable lease payments that do not depend on an index or a rate are recognised as income in the accounting period in which they are incurred.

Other income

Interest income is recognised on an accrual basis using the effective interest method by applying the rate that exactly discounts the estimated future cash receipts over the expected life of the financial instrument or a shorter period, when appropriate, to the net carrying amount of the financial asset.

Dividend income is recognised when the shareholders' right to receive payment has been established, it is probable that the economic benefits associated with the dividend will flow to the Group and the amount of the dividend can be measured reliably.

Revenue is measured at the fair value of the consideration received or receivable and represents amounts receivable for goods sold and services provided in the normal course of business, net of discounts and taxes.

4. 主要會計政策 (續)

確認收益 (續)

收益於收益金額可以可靠地計量時確認；於倘未來經濟利益可能流入本集團且當本集團各業務達成特定標準時確認，概述如下。

來自燃氣接駁建築合同的收益乃於能可靠地估計燃氣接駁建築合同的結果及可靠地衡量報告期末的完工進度時確認。來自燃氣接駁建築合同的收益及開支按完工百分比法確認，並參照年內產生的成本所佔合同估計成本總額計量。當無法可靠估計燃氣接駁建築合同的結果時，收益僅以可能收回的已產生的合同成本為限進行確認。

來自燃氣供應的收益於客戶使用燃氣時確認。

銷售貨品的收益於貨品付運及其業權轉移後確認。

服務收入於提供服務時確認。

利息收入按時間基準累計，參考尚未償還本金額及適用實際利率計算。適用實際利率指將估計日後所得現金按金融資產估計可使用年期準確折算至資產於初步確認時的賬面淨值的利率。

投資的股息收入於股東收取股息的權利獲確立時予以確認。

本集團確認來自經營租約收益的會計政策乃於以下租賃的會計政策中闡述。

4. SIGNIFICANT ACCOUNTING POLICIES (CONTINUED)

Revenue recognition (Continued)

Revenue is recognised when the amount of revenue can be reliably measured; when it is probable that future economic benefits will flow to the Group and when specific criteria have been met for each of the Group's activities, as described below.

Revenue from a construction contract for gas connection is recognised when the outcome of the construction contract for gas connection can be estimated reliably and the stage of completion at the end of reporting period can be measured reliably. Revenue from and expenses on construction contracts for gas connection are recognised using the percentage of completion method, measured by reference to the costs incurred during the year relative to the estimated total costs of the contract. When the outcome of a construction contract for gas connection cannot be estimated reliably, revenue is recognised only to the extent of contract cost incurred that is probable to be recoverable.

Revenue from gas supply is recognised when gas is used by customers.

Revenue from sales of goods is recognised when goods are delivered and title has passed.

Service income is recognised when services are provided.

Interest income is accrued on a time basis, by reference to the principal outstanding and at the effective interest rate applicable, which is the rate that exactly discounts the estimated future cash receipts through the expected life of the financial asset to that asset's net carrying amount on initial recognition.

Dividend income from investments is recognised when the shareholders' rights to receive payment have been established.

The Group's accounting policy for recognition of revenue from operating leases is described in the accounting policy for leasing below.

4. 主要會計政策(續)

合同資產

合同資產為向客戶轉讓貨物或服務作為交換而收取代價的權利。倘本集團於客戶支付代價或付款到期前向客戶轉讓貨物或服務，則就所賺取的有條件代價確認合同資產。合同資產須進行減值評估，其詳情包含於金融資產減值會計政策內。截至二零二零年十二月三十一日，合同資產乃於賬目名為「合同工程相關資產」的單獨財務報表項目披露。

合同負債

於本集團轉讓相關商品或服務之前，收到客戶付款或付款到期時(以較早者為準)，確認合同負債。當本集團根據合同履約時(即將相關商品或服務的控制權轉移給客戶)，合同負債確認為收入。

合同成本

除資本化為存貨及無形資產的成本外，倘符合以下所有條件，為履行與客戶之間的合同產生之成本資本化為資產：

- (a) 有關成本與實體可特定地識別之合同或預期訂立之合同有直接關係。
- (b) 有關成本令實體將用於完成(或持續完成)日後履約責任之資源得以產生或有所增加。
- (c) 有關成本預期可收回。

資本化合同成本按與資產相關貨物或服務轉讓予客戶的基準一致的系統性基準於損益及其他全面收益表攤銷及列支。其他合同成本於產生時支銷。

4. SIGNIFICANT ACCOUNTING POLICIES (CONTINUED)

Contract assets

A contract asset is the right to consideration in exchange for goods or services transferred to the customer. If the Group performs by transferring goods or services to a customer before the customer pays consideration or before payment is due, a contract asset is recognised for the earned consideration that is conditional. Contract assets are subject to impairment assessment, details of which are included in the accounting policies for impairment of financial assets. The contract assets are disclosed under a separate financial statement line item named "Assets related to contract works" as at 31st December, 2020.

Contract liabilities

A contract liability is recognised when a payment is received or a payment is due (whichever is earlier) from a customer before the Group transfers the related goods or services. Contract liabilities are recognised as revenue when the Group performs under the contract (i.e., transfers control of the related goods or services to the customer).

Contract costs

Other than the costs which are capitalised as inventories, and intangible assets, costs incurred to fulfil a contract with a customer are capitalised as an asset if all of the following criteria are met:

- (a) The costs relate directly to a contract or to an anticipated contract that the entity can specifically identify.
- (b) The costs generate or enhance resources of the entity that will be used in satisfying (or in continuing to satisfy) performance obligations in the future.
- (c) The costs are expected to be recovered.

The capitalised contract costs are amortised and charged to the statement of profit or loss and other comprehensive income on a systematic basis that is consistent with the transfer to the customer of the goods or services to which the asset relates. Other contract costs are expensed as incurred.

4. 主要會計政策 (續)

建築合同

倘一項燃氣接駁建築合同的結果能可靠地估計及於報告期末合同工程完工階段能可靠地計量，其收入及成本乃參考於報告期末的合同工程完工階段確認，並按迄今已落實工程產生的合同成本佔估計總合同成本的比例計算。

當燃氣接駁建築合同的結果不能可靠地估計時，合同成本在產生期間確認為開支。當合同成本總額有可能超出合同收益時，預計虧損即時確認為開支。

倘迄今所產生的合同成本加已確認溢利減已確認虧損超出進度款項，則超出部分列作應收客戶合同工程款項。倘進度款項超出迄今所產生的合同成本加已確認溢利減已確認虧損，則超出部分列作應付客戶合同工程款項。於完成有關工程前收取的款項，乃計入綜合財務狀況表為負債中的預收款。就工程完成發出賬單但客戶尚未支付的款項則計入綜合財務狀況表的應收貿易賬款及其他應收款項下。

物業、廠房及設備

物業、廠房及設備（包括持作生產、提供貨品或服務、或行政管理用途的樓宇，惟不包括在建工程）乃按成本值減其後累計折舊及累計減值虧損（如有）於綜合財務狀況表列賬。

在建工程包括處於動工階段以供生產用途或自用的物業、廠房及設備。在建工程按成本減任何已確認減值虧損列賬。在建工程於完成及可用作擬定用途時分類為適當類別的物業、廠房及設備。該等資產的折舊於資產可投入擬定用途時按與其他物業資產相同的基準開始提撥。

4. SIGNIFICANT ACCOUNTING POLICIES (CONTINUED)

Construction contracts

When the outcome of a construction contract for gas connection can be estimated reliably and the stage of contract completion at the end of the reporting period can be measured reliably, revenue and costs are recognised by reference to the stage of completion of the contract activity at the end of the reporting period, measured based on the proportion that contract costs incurred for work performed to date relative to the estimated total contract costs.

When the outcome of a construction contract for gas connection cannot be estimated reliably, contract costs are recognised as an expense in the period in which they are incurred. When it is probable that total contracts costs will exceed contract revenue, the expected loss is recognised as an expense immediately.

Where contract costs incurred to date plus recognised profits less recognised losses exceed progress billings, the surplus is shown as amounts due from customers for contract works. For contracts where progress billings exceed contract costs incurred to date plus recognised profits less recognised losses, the surplus is shown as amounts due to customers for contract works. Amounts received before the related work is performed are included in the consolidated statement of financial position, as a liability, as advances received. Amounts billed for work performed but not yet paid by the customer are included in the consolidated statement of financial position under trade and other receivables.

Property, plant and equipment

Property, plant and equipment including buildings held for use in the production or supply of goods or services, or for administrative purposes (other than construction in progress) are stated in the consolidated statement of financial position at cost less subsequent accumulated depreciation and accumulated impairment losses, if any.

Construction in progress includes property, plant and equipment in the course of construction for production or for own use purposes. Construction in progress is carried at cost less any recognised impairment loss. Construction in progress is classified to the appropriate category of property, plant and equipment when completed and ready for intended use. Depreciation of these assets, on the same basis as other property assets commence when the assets are ready for their intended use.

4. 主要會計政策(續)

物業、廠房及設備(續)

按直線法在物業、廠房及設備(在建工程除外)項目的估計使用年期內且經計及估計剩餘價值後確認折讓,以撇銷其成本。估計可使用年期、估計剩餘價值及折舊方法於各報告期末進行檢討,而任何估計變動的影響以預期基準列賬。

物業、廠房及設備項目於出售或當預期持續使用該資產不再帶來未來經濟利益時終止確認。出售或廢棄物業、廠房及設備項目產生之任何盈虧按出售所得款項與資產賬面值間之差額計算,並於損益內確認。

供業主日後自用的發展中租約土地及樓宇

倘發展中租約土地及樓宇乃作生產或管理用途,租約土地部分歸類為使用權資產,並以直線法按租期攤銷。於興建期間,就租約土地撥備的攤銷開支列作在建樓宇成本的一部分。在建樓宇按成本值減任何已識別減值虧損列賬,並分類為物業、廠房及設備。樓宇於可供使用時(即樓宇在管理層擬定地點及達致管理層擬定運作狀況時)開始折舊。

4. SIGNIFICANT ACCOUNTING POLICIES (CONTINUED)

Property, plant and equipment (Continued)

Depreciation is recognised so as to write off the cost of items of property, plant and equipment other than construction in progress over their estimated useful lives and after taking into account their estimated residual values, using the straight-line method. The estimated useful lives, residual values and depreciation method are reviewed at the end of each reporting period, with the effect of any changes in estimate accounted for on a prospective basis.

An item of property, plant and equipment is derecognised upon disposal or when no future economic benefits are expected to arise from the continued use of the asset. Any gain or loss arising on the disposal or retirement of an item of property, plant and equipment is determined as the difference between the sales proceeds and the carrying amount of the asset and is recognised in profit or loss.

Leasehold land and buildings under development for future owner-occupied purpose

When the leasehold land and buildings are in the course of development for production or for administrative purposes, the leasehold land component is classified as a right-of-use asset and amortised on a straight-line basis over the lease term. During the construction period, the amortisation charge provided for the leasehold land is included as part of costs of buildings under construction. Buildings under construction are carried at cost, less any identified impairment losses and are classified as property, plant and equipment. Depreciation of buildings commences when they are available for use (i.e. when they are in the location and condition necessary for them to be capable of operating in the manner intended by management).

4. 主要會計政策 (續)

投資物業

投資物業乃為賺取租金及／或資本增值而持有的物業。

投資物業乃按成本初步計量，包括任何直接應佔開支。於首次確認後，投資物業乃按成本減其後累計折舊及任何累計減值虧損列賬。按直線法在投資物業的估計使用年期內且經計及估計剩餘價值後確認折舊，以撇銷其成本。

投資物業於被出售時或當其永久不能使用及預期日後無法從出售中獲得任何經濟利益時終止確認。終止確認該資產所產生的任何收益或虧損（按出售該資產所得款項淨額與其賬面值的差額計算）於該項目被終止確認的期間計入損益。

無形資產 (商譽除外)

無形資產是指城市管道網絡的經營權。

獨立收購的無形資產

獨立收購及可使用年期有限的無形資產按成本減累計攤銷及任何累計減值虧損列賬。可使用年期有限的無形資產按估計可使用年期以直線法攤銷。

業務合併中收購的無形資產

業務合併中收購的無形資產會與商譽分開確認，並初步按其於收購日期的公平值確認（被視作其成本）。

於初步確認後，業務合併中收購的可使用年期有限的無形資產，乃根據獨立收購的無形資產的相同基準，按成本減累計攤銷及任何累計減值虧損申報。

4. SIGNIFICANT ACCOUNTING POLICIES (CONTINUED)

Investment properties

Investment properties are properties held to earn rentals and/or for capital appreciation.

Investment properties are initially measured at cost, including any directly attributable expenditure. Subsequent to initial recognition, investment properties are stated at cost less subsequent accumulated depreciation and any accumulated impairment losses. Depreciation is recognised so as to write off the cost of investment properties over their estimated useful lives and after taking into account their estimated residual values, using the straight-line method.

An investment property is derecognised upon disposal or when the investment property is permanently withdrawn from use and no future economic benefits are expected from its disposals. Any gain or loss arising on derecognition of the asset (calculated as the difference between the net disposal proceeds and the carrying amount of the asset) is included in the profit or loss in the period in which the item is derecognised.

Intangible assets (other than goodwill)

Intangible assets refer to the operating rights for city pipeline network.

Intangible assets acquired separately

Intangible assets acquired separately and with finite useful lives are carried at costs less accumulated amortisation and any accumulated impairment losses. Amortisation for intangible assets with finite useful lives is provided on a straight-line basis over their estimated useful lives.

Intangible assets acquired in a business combination

Intangible assets acquired in a business combination are recognised separately from goodwill and are initially recognised at their fair value at the acquisition date (which is regarded as their cost).

Subsequent to initial recognition, intangible assets acquired in a business combination with finite useful lives are reported at costs less accumulated amortisation and any accumulated impairment losses, on the same basis as intangible assets that are acquired separately.

4. 主要會計政策 (續)

無形資產 (商譽除外) (續)

業務合併中收購的無形資產 (續)

無形資產乃於出售後或當預期持續使用該資產將不會產生未來經濟利益時終止確認。於終止確認無形資產時產生的任何收益或虧損以出售所得款項淨額與資產賬面值的差額計算，並於終止確認該資產的期間在損益確認。

租賃

本集團於合約開始時評估合約是否為或包含租賃。倘合約為換取代價而給予在一段時間內控制已識別資產使用的權利，則該合約為或包含租賃。

本集團作為承租人

本集團對所有租賃（惟短期租賃及低價值資產租賃除外）採取單一確認及計量方法。本集團確認租賃負債以作出租賃款項，而使用權資產指使用相關資產的權利。

(a) 使用權資產

使用權資產於租賃開始日期（即相關資產可供使用當日）確認。使用權資產按成本減任何累計折舊及減值虧損計量，並就任何重新計量租賃負債作出調整。使用權資產成本包括已確認租賃負債的款額、已產生初始直接成本及於開始日期或之前作出的租賃款項減任何已收租賃獎勵。使用權資產按租賃期及資產的估計可使用年期中的較短者以直線法予以折舊，如下：

租賃土地	2至50年
樓宇	2至25年
廠房、機器及設備	2至24年

4. SIGNIFICANT ACCOUNTING POLICIES (CONTINUED)

Intangible assets (other than goodwill) (Continued)

Intangible assets acquired in a business combination (Continued)

An intangible asset is derecognised upon disposal or when no future economic benefits are expected to arise from the continued use of the asset. Any gain or loss arising from derecognition of an intangible asset is measured as the difference between the net disposal proceeds and the carrying amount of the asset and is recognised in profit or loss in the period when the asset is derecognised.

Leases

The Group assesses at contract inception whether a contract is, or contains, a lease. A contract is, or contains, a lease if the contract conveys the right to control the use of an identified asset for a period of time in exchange for consideration.

Group as a lessee

The Group applies a single recognition and measurement approach for all leases, except for short-term leases and leases for low-value assets. The Group recognises lease liabilities to make lease payments and right-of-use assets representing the right to use the underlying assets.

(a) Right-of-use assets

Right-of-use assets are recognised at the commencement date of the lease (that is the date the underlying asset is available for use). Right-of-use assets are measured at cost, less any accumulated depreciation and any impairment losses, and adjusted for any remeasurement of lease liabilities. The cost of right-of-use assets includes the amount of lease liabilities recognised, initial direct costs incurred, and lease payments made at or before the commencement date less any lease incentives received. Right-of-use assets are depreciated on a straight-line basis over the shorter of the lease terms and the estimated useful lives of the assets as follows:

Leasehold land	2 to 50 years
Buildings	2 to 25 years
Plant, machinery and equipment	2 to 24 years

4. 主要會計政策 (續)

租賃 (續)

本集團作為承租人 (續)

(a) 使用權資產 (續)

倘租賃資產的所有權在租賃期結束時轉移至本集團或成本反映了購買選擇權的行使，則使用該資產的估計可使用年期計算折舊。

(b) 租賃負債

租賃負債於租賃開始日期，以租賃期內作出的租賃款項現值確認。租賃款項包括定額付款(含實質定額款項)減任何應收租賃獎勵款項、取決於指數或利率的可變租賃款項以及預期根據剩餘價值擔保下支付的金額。租賃款項亦包括本集團合理確定行使的購買選擇權的行使價及倘在租賃期內反映本集團正行使終止租賃選擇權時，有關終止租賃支付的罰款。不取決於指數或利率的可變租賃款項在出現觸發付款的事件或條件的期間內確認為支出。

於計算租賃款項的現值時，由於租賃內所含利率不易釐定，故本集團應用租賃開始日期的增量借款利率計算。於開始日期後，租賃負債金額的增加反映利息的增加，並因支付租賃款項而減少。此外，倘有任何修改(租期變更、租賃款項變更(例如指數或比率的變更導致對未來租賃付款發生變化)或購買相關資產的選擇權評估的變更)則重新計量租賃負債的賬面值。

4. SIGNIFICANT ACCOUNTING POLICIES (CONTINUED)

Leases (Continued)

Group as a lessee (Continued)

(a) Right-of-use assets (Continued)

If ownership of the leased asset transfers to the Group by the end of the lease term or the cost reflects the exercise of a purchase option, depreciation is calculated using the estimated useful life of the asset.

(b) Lease liabilities

Lease liabilities are recognised at the commencement date of the lease at the present value of lease payments to be made over the lease term. The lease payments include fixed payments (including in-substance fixed payments) less any lease incentives receivable, variable lease payments that depend on an index or a rate, and amounts expected to be paid under residual value guarantees. The lease payments also include the exercise price of a purchase option reasonably certain to be exercised by the Group and payments of penalties for termination of a lease, if the lease term reflects the Group exercising the option to terminate the lease. The variable lease payments that do not depend on an index or a rate are recognised as an expense in the period in which the event or condition that triggers the payment occurs.

In calculating the present value of lease payments, the Group uses its incremental borrowing rate at the lease commencement date because the interest rate implicit in the lease is not readily determinable. After the commencement date, the amount of lease liabilities is increased to reflect the accretion of interest and reduced for the lease payments made. In addition, the carrying amount of lease liabilities is remeasured if there is a modification, a change in the lease term, a change in lease payments (e.g., a change to future lease payments resulting from a change in an index or rate) or a change in assessment of an option to purchase the underlying asset.

4. 主要會計政策 (續)

租賃 (續)

本集團作為承租人 (續)

(c) 短期租賃及低價值資產租賃

本集團將短期租賃確認豁免應用於其機器及設備的短期租賃(即自租賃開始日期起計租期為十二個月或以下, 並且不包含購買選擇權的租賃)。低價值資產租賃的確認豁免亦應用於被認為低價值的辦公室設備租賃。

短期租賃及低價值資產租賃的租賃款項在租期內按直線法確認為支出。

本集團作為出租人

倘本集團作為出租人, 其於租賃開始時(或租賃變更時)將各租賃分類為經營租賃或融資租賃。

所有本集團並未轉讓資產所有權所附帶的絕大部分風險及回報的租賃歸類為經營租賃。倘合約包含租賃及非租賃部分, 本集團按相關單獨售價基準將合約代價分配至各部分。租金收入於租期內按直線法列賬並由於其經營性質計入損益內收入。於磋商及安排經營租賃時產生的初始直接成本乃計入租賃資產的賬面值, 並於租期內按相同方法確認為租金收入。或然租金乃於所賺取的期間內確認為收益。

庫存股份

本公司購回並持有的自有權益工具直接按成本在權益中確認。本集團購買、售出、發行或註銷自有權益工具時並不會於損益內確認任何盈虧。

4. SIGNIFICANT ACCOUNTING POLICIES (CONTINUED)

Leases (Continued)

Group as a lessee (Continued)

(c) Short-term leases and leases of low-value assets

The Group applies the short-term lease recognition exemption to its short-term leases of machinery and equipment (that is those leases that have a lease term of 12 months or less from the commencement date and do not contain a purchase option). It also applies the recognition exemption for leases of low-value assets to leases of office equipment that are considered to be of low value.

Lease payments on short-term leases and leases of low-value assets are recognised as an expense on a straight-line basis over the lease term.

Group as a lessor

When the Group acts as a lessor, it classifies at lease inception (or when there is a lease modification) each of its leases as either an operating lease or a finance lease.

Leases in which the Group does not transfer substantially all the risks and rewards incidental to ownership of an asset are classified as operating leases. When a contract contains lease and non-lease components, the Group allocates the consideration in the contract to each component on a relative stand-alone selling price basis. Rental income is accounted for on a straight-line basis over the lease terms and is included in revenue in profit or loss due to its operating nature. Initial direct costs incurred in negotiating and arranging an operating lease are added to the carrying amount of the leased asset and recognised over the lease term on the same basis as rental income. Contingent rents are recognised as revenue in the period in which they are earned.

Treasury shares

Own equity instruments which are reacquired and held by the Company are recognised directly in equity at cost. No gain or loss is recognised in profit or loss on the purchase, sale, issue or cancellation of the Group's own equity instruments.

4. 主要會計政策 (續)

存貨

存貨以成本及可變現淨值兩者的較低者入賬。成本以加權平均法計算。

現金及現金等價物

就綜合現金流量表而言，現金和現金等價物包括手頭現金、活期存款及可隨時轉換為已知數額現金、價值變動風險極低及一般自購入後三個月內到期之短期高流動性投資，扣除須於要求時償還及構成本集團現金管理不可分割部分之銀行透支。

就綜合財務狀況表而言，現金及現金等價物包括用途不受限制的手頭現金與存放於銀行的現金（包括定期存款）以及性質類似現金的資產。

投資及其他金融資產

初步確認及計量

倘集團實體為工具合同條文的訂約方，則有關金融資產及金融負債在綜合財務狀況表內確認。

於初始確認時，金融資產分類取決於金融資產的合同現金流量特點及本集團管理該等金融資產的業務模式。除了並不包含重大融資組成部分或本集團已應用可行權宜方法不就重大融資組成部分的影響作出調整的應收貿易賬款外，本集團初始按公平值另加（倘金融資產並非按公平值計入損益）交易成本確認金融資產。並無重大融資組成部分或本集團已應用可行權宜方法的應收貿易賬款根據上文「確認收益」所載政策按香港財務報告準則第15號釐定的交易價格計量。

4. SIGNIFICANT ACCOUNTING POLICIES (CONTINUED)

Inventories

Inventories are stated at the lower of cost and net realisable value. Cost is calculated using the weighted average method.

Cash and cash equivalents

For the purpose of the consolidated statement of cash flows, cash and cash equivalents comprise cash on hand and demand deposits, and short term highly liquid investments that are readily convertible into known amounts of cash, are subject to an insignificant risk of changes in value, and have a short maturity of generally within three months when acquired, less bank overdrafts which are repayable on demand and form an integral part of the Group's cash management.

For the purpose of the consolidated statement of financial position, cash and cash equivalents comprise cash on hand and at banks, including term deposits, and assets similar in nature to cash, which are not restricted as to use.

Investments and other financial assets

Initial recognition and measurement

Financial assets and financial liabilities are recognised on the consolidated statement of financial position when a group entity becomes a party to the contractual provisions of the instrument.

The classification of financial assets at initial recognition depends on the financial asset's contractual cash flow characteristics and the Group's business model for managing them. With the exception of trade receivables that do not contain a significant financing component or for which the Group has applied the practical expedient of not adjusting the effect of a significant financing component, the Group initially measures a financial asset at its fair value, plus in the case of a financial asset not at fair value through profit or loss, transaction costs. Trade receivables that do not contain a significant financing component or for which the Group has applied the practical expedient are measured at the transaction price determined under HKFRS 15 in accordance with the policies set out for "Revenue recognition" above.

4. 主要會計政策 (續)

投資及其他金融資產 (續)

初步確認及計量 (續)

為使金融資產按攤銷成本或按公平值計入其他全面收益進行分類及計量，需產生純粹為支付本金及未償還本金利息（「純粹為支付本金及利息」）的現金流量。現金流量並非純粹為支付本金及利息之金融資產分類為按公平值計入損益計量，而不論業務模式。

本集團管理金融資產的業務模式指其如何管理其金融資產以產生現金流量。業務模式確定現金流量是否來自收取合同現金流量、出售金融資產，或兩者兼有。分類為按攤銷成本計量的金融資產按業務模式持有，持有目的為收取合約現金流量，而分類為按公平值計入其他全面收益計量的金融資產按業務模式持有，持有目的為收取合約現金流量及出售。並非按上述業務模式持有的金融資產分類為按公平值計入損益計量。

所有以常規方式買賣的金融資產於交易日確認，即本集團承諾買賣資產的日期。常規方式買賣指遵循市場中的規則或慣例須在一般期間內交付資產的金融資產買賣。

後續計量

金融資產按其分類的後續計量如下：

按攤銷成本計量的金融資產 (債務工具)

按攤銷成本計量的金融資產後續使用實際利率法計量，並受減值影響。當資產終止確認、修訂或減值時，收益及虧損於損益及其他全面收益表中確認。

4. SIGNIFICANT ACCOUNTING POLICIES (CONTINUED)

Investments and other financial assets (Continued)

Initial recognition and measurement (Continued)

In order for a financial asset to be classified and measured at amortised cost or fair value through other comprehensive income, it needs to give rise to cash flows that are solely payments of principal and interest ("SPPI") on the principal amount outstanding. Financial assets with cash flows that are not SPPI are classified and measured at fair value through profit or loss, irrespective of the business model.

The Group's business model for managing financial assets refers to how it manages its financial assets in order to generate cash flows. The business model determines whether cash flows will result from collecting contractual cash flows, selling the financial assets, or both. Financial assets classified and measured at amortised cost are held within a business model with the objective to hold financial assets in order to collect contractual cash flows, while financial assets classified and measured at fair value through other comprehensive income are held within a business model with the objective of both holding to collect contractual cash flows and selling. Financial assets which are not held within the aforementioned business models are classified and measured at fair value through profit or loss.

All regular way purchases and sales of financial assets are recognised on the trade date, that is, the date that the Group commits to purchase or sell the asset. Regular way purchases or sales are purchases or sales of financial assets that require delivery of assets within the period generally established by regulation or convention in the marketplace.

Subsequent measurement

The subsequent measurement of financial assets depends on their classification as follows:

Financial assets at amortised cost (debt instruments)

Financial assets at amortised cost are subsequently measured using the effective interest method and are subject to impairment. Gains and losses are recognised in the statement of profit or loss and other comprehensive income when the asset is derecognised, modified or impaired.

4. 主要會計政策 (續)

投資及其他金融資產 (續)

後續計量 (續)

按公平值計入其他全面收益的金融資產 (債務工具)

就按公平值計入其他全面收益的債務投資而言，利息收入、外匯重估及減值虧損或撥回於損益及其他全面收益表中以與按攤銷成本計量金融資產相同的方式確認。其餘公平值變動於其他全面收益中確認。終止確認後，於其他全面收益確認的累計公平值變動將再次撥回損益及其他全面收益表。

指定按公平值計入其他全面收益的金融資產 (股本投資)

於初步確認時，本集團可選擇於股本投資符合香港會計準則第32號金融工具：呈報項下的股本定義且並非持作買賣時，將其股本投資不可撤回地分類為指定按公平值計入其他全面收益的股本投資。分類乃按個別工具基準釐定。

該等金融資產的收益及虧損概不會被重新計入全面收益表。當付款權利被確立時，與股息相關的經濟利益可能流入本集團，且股息金額能被可靠地計量，股息於損益及其他全面收益表中確認為其他收入，惟當本集團於作為收回金融資產一部分成本的所得款項中獲益時則除外，於此等情況下，該等收益於其他全面收益入賬。指定按公平值計入其他全面收益的股本投資不受減值評估影響。

4. SIGNIFICANT ACCOUNTING POLICIES (CONTINUED)

Investments and other financial assets (Continued)

Subsequent measurement (Continued)

Financial assets at fair value through other comprehensive income (debt instruments)

For debt investments at fair value through other comprehensive income, interest income, foreign exchange revaluation and impairment losses or reversals are recognised in the statement of profit or loss and other comprehensive income and computed in the same manner as for financial assets measured at amortised cost. The remaining fair value changes are recognised in other comprehensive income. Upon derecognition, the cumulative fair value change recognised in other comprehensive income is recycled to the statement of profit or loss and other comprehensive income.

Financial assets designated at fair value through other comprehensive income (equity investments)

Upon initial recognition, the Group can elect to classify irrevocably its equity investments as equity investments designated at fair value through other comprehensive income when they meet the definition of equity under HKAS 32 Financial Instruments: Presentation and are not held for trading. The classification is determined on an instrument-by-instrument basis.

Gains and losses on these financial assets are never recycled to the statement of comprehensive income. Dividends are recognised as other income in the statement of profit or loss and other comprehensive income when the right of payment has been established, it is probable that the economic benefits associated with the dividend will flow to the Group and the amount of the dividend can be measured reliably, except when the Group benefits from such proceeds as a recovery of part of the cost of the financial asset, in which case, such gains are recorded in other comprehensive income. Equity investments designated at fair value through other comprehensive income are not subject to impairment assessment.

4. 主要會計政策 (續)

投資及其他金融資產 (續)

後續計量 (續)

按公平值計入損益的金融資產

按公平值計入損益的金融資產按公平值於財務狀況表列賬，而公平值變動淨額於損益及其他全面收益表內確認。

此類別包括本集團並無不可撤銷地選擇按公平值計入其他全面收益分類的衍生工具及股本投資。分類為按公平值計入其他全面收益的金融資產的股本投資的股息亦於支付權確立、與股息相關的經濟利益很可能流入本集團且股息金額能可靠地計量時在損益中確認為其他收益。

倘經濟特徵及風險與主體並不密切相關，則混合式合同的內含嵌入式衍生工具中包含金融負債或非金融主體的衍生工具與主體分開，並作為單獨的衍生工具入賬；與嵌入式衍生工具具有相同條款的單獨工具將符合衍生工具的定義；而混合式合同並非按公平值計入損益。嵌入式衍生工具按公平值計量，公平值變動計入損益及其他全面收益表。

倘合同條款發生變化時方會重新評估，該等變更會重大修訂原本需要的現金流量或將金融資產重新分類為按公平值計入損益類別。

嵌入包含金融資產主體的混合式合同的衍生工具不單獨列賬。金融資產主體與嵌入式衍生工具必須全部分類為按公平值計入損益的金融資產。

4. SIGNIFICANT ACCOUNTING POLICIES (CONTINUED)

Investments and other financial assets (Continued)

Subsequent measurement (Continued)

Financial assets at fair value through profit or loss

Financial assets at fair value through profit or loss are carried in the statement of financial position at fair value with net changes in fair value recognised in the statement of profit or loss and other comprehensive income.

This category includes derivative instruments and equity investments which the Group had not irrevocably elected to classify at fair value through other comprehensive income. Dividends on equity investments classified as financial assets at fair value profit or loss are also recognised as other income in profit or loss when the right of payment has been established, it is probable that the economic benefits associated with the dividend will flow to the Group and the amount of the dividend can be measured reliably.

A derivative embedded in a hybrid contract, with a financial liability or non-financial host, is separated from the host and accounted for as a separate derivative if the economic characteristics and risks are not closely related to the host; a separate instrument with the same terms as the embedded derivative would meet the definition of a derivative; and the hybrid contract is not measured at fair value through profit or loss. Embedded derivatives are measured at fair value with changes in fair value recognised in the statement of profit or loss and other comprehensive income.

Reassessment only occurs if there is either a change in the terms of the contract that significantly modifies the cash flows that would otherwise be required or a reclassification of a financial asset out of the fair value through profit or loss category.

A derivative embedded within a hybrid contract containing a financial asset host is not accounted for separately. The financial asset host together with the embedded derivative is required to be classified in its entirety as a financial asset at fair value through profit or loss.

4. 主要會計政策 (續)

終止確認金融資產

在下列情況下通常會終止確認 (即自本集團的綜合財務狀況表移除) 金融資產：

- 收取資產現金流量的權利已到期；或
- 本集團已根據「轉手」安排轉讓收取資產現金流量的權利或有責任在無重大延誤的情況下將已收取的現金流量全部支付予第三方；及(a)本集團已轉讓該資產的絕大部分風險及回報，或(b)本集團既無轉讓亦無保留該資產的絕大部分風險及回報，但已轉讓資產的控制權。

倘本集團已轉讓其收取資產現金流量的權利或已訂立轉手安排，本集團評估其是否及以何等程度保留該資產擁有權的風險及回報。倘本集團既無轉讓亦無保留該資產絕大部分風險及回報，亦無轉讓該資產的控制權，本集團繼續按本集團之持續參與程度確認所轉讓資產。在此情況下，本集團亦會確認相關負債。已轉讓資產及相關負債以反映本集團保留之相關權利及義務為基準計量。

以已轉讓資產作擔保方式持續參與業務，乃按資產之原賬面值及本集團可能被要求償付之最高代價金額兩者中較低者計量。

金融資產減值

本集團確認對並非按公平值計入損益持有的所有債務工具預期信貸虧損 (「預期信貸虧損」) 的撥備。預期信貸虧損乃基於根據合同到期的合同現金流量與本集團預期收取的所有現金流量之間的差額而釐定，並以原實際利率的近似值貼現。預期現金流量將包括出售所持抵押的現金流量或組成合同條款的其他信貸提升措施。

4. SIGNIFICANT ACCOUNTING POLICIES (CONTINUED)

Derecognition of financial assets

A financial asset is primarily derecognised (i.e., removed from the Group's consolidated statement of financial position) when:

- the rights to receive cash flows from the asset have expired; or
- the Group has transferred its rights to receive cash flows from the asset or has assumed an obligation to pay the received cash flows in full without material delay to a third party under a "pass-through" arrangement; and either (a) the Group has transferred substantially all the risks and rewards of the asset, or (b) the Group has neither transferred nor retained substantially all the risks and rewards of the asset, but has transferred control of the asset.

When the Group has transferred its rights to receive cash flows from an asset or has entered into a pass-through arrangement, it evaluates if, and to what extent, it has retained the risk and rewards of ownership of the asset. When it has neither transferred nor retained substantially all the risks and rewards of the asset nor transferred control of the asset, the Group continues to recognise the transferred asset to the extent of the Group's continuing involvement. In that case, the Group also recognises an associated liability. The transferred asset and the associated liability are measured on a basis that reflects the rights and obligations that the Group has retained.

Continuing involvement that takes the form of a guarantee over the transferred asset is measured at the lower of the original carrying amount of the asset and the maximum amount of consideration that the Group could be required to repay.

Impairment of financial assets

The Group recognises an allowance for expected credit losses ("ECLs") for all debt instruments not held at fair value through profit or loss. ECLs are based on the difference between the contractual cash flows due in accordance with the contract and all the cash flows that the Group expects to receive, discounted at an approximation of the original effective interest rate. The expected cash flows will include cash flows from the sale of collateral held or other credit enhancements that are integral to the contractual terms.

4. 主要會計政策(續)

金融資產減值(續)

一般方法

預期信貸虧損分兩個階段確認。就自初步確認起未有顯著增加的信貸風險而言，就未來12個月內可能發生的違約事件而導致的信貸虧損(12個月預期信貸虧損)計提預期信貸虧損。就自初步確認起經已顯著增加的信貸風險而言，不論何時發生違約，於餘下風險年期內的預期信貸虧損均須計提虧損撥備(全期預期信貸虧損)。

於各報告日期，本集團評估金融工具的信貸風險自初步確認起是否出現顯著增加。作此評估時，本集團比較金融工具於報告日期出現違約的風險與該金融工具於初步確認日期出現違約的風險，並考慮毋須花費不必要成本或精力即可獲得的合理及有理據的資料，包括過往及前瞻性資料。

倘合同付款逾期90天以上，則本集團認為金融資產違約。然而，於若干情況下，倘內部或外部資料顯示，在計及本集團持有的任何信貸提升措施前，本集團不大可能悉數收取未償還合同款項，則本集團亦可認為金融資產違約。倘無法合理預期收合同現金流量，則會撤銷金融資產。

4. SIGNIFICANT ACCOUNTING POLICIES (CONTINUED)

Impairment of financial assets (Continued)

General approach

ECLs are recognised in two stages. For credit exposures for which there has not been a significant increase in credit risk since initial recognition, ECLs are provided for credit losses that result from default events that are possible within the next 12 months (a 12-month ECL). For those credit exposures for which there has been a significant increase in credit risk since initial recognition, a loss allowance is required for credit losses expected over the remaining life of the exposure, irrespective of the timing of the default (a lifetime ECL).

At each reporting date, the Group assesses whether the credit risk on a financial instrument has increased significantly since initial recognition. When making the assessment, the Group compares the risk of a default occurring on the financial instrument as at the reporting date with the risk of a default occurring on the financial instrument as at the date of initial recognition and considers reasonable and supportable information that is available without undue cost or effort, including historical and forward-looking information.

The Group considers a financial asset in default when contractual payments are 90 days past due. However, in certain cases, the Group may also consider a financial asset to be in default when internal or external information indicates that the Group is unlikely to receive the outstanding contractual amounts in full before taking into account any credit enhancements held by the Group. A financial asset is written off when there is no reasonable expectation of recovering the contractual cash flows.

4. 主要會計政策 (續)

金融資產減值 (續)

一般方法 (續)

按公平值計入其他全面收益之債務投資及按攤銷成本列賬之金融資產，在一般方法下可能會出現減值，且會在以下階段進行分類以計量預期信貸虧損，惟應用簡化法之應收貿易賬款及合同工程相關資產（誠如下文所詳述）除外。

- 第1階段 – 自初步確認以來其信貸風險並無顯著增加，且虧損撥備乃按相等於12個月預期信貸虧損的金額計量的金融工具
- 第2階段 – 自初步確認以來其信貸風險顯著增加（惟並非信貸減值金融資產），且虧損撥備乃按相等於全期預期信貸虧損的金額計量的金融工具
- 第3階段 – 於報告日期屬信貸減值性質（惟並非購入或源生信貸減值），且虧損撥備乃按相等於全期預期信貸虧損的金額計量的金融資產

簡化法

就並無重大融資組成部分的或本集團應用可行權宜方法不就重大融資組成部分的影響作出調整的應收貿易賬款及合同工程相關資產而言，本集團應用簡化法計算預期信貸虧損。根據簡化法，本集團並無追蹤信貸風險的變動，而是於各報告日期根據全期預期信貸虧損確認虧損撥備。本集團已設立根據其過往信貸虧損經驗計算的撥備矩陣，並按債務人特定的前瞻性因素及經濟環境作出調整。

4. SIGNIFICANT ACCOUNTING POLICIES (CONTINUED)

Impairment of financial assets (Continued)

General approach (Continued)

Debt investments at fair value through other comprehensive income and financial assets at amortised cost are subject to impairment under the general approach and they are classified within the following stages for measurement of ECLs except for trade receivables and Assets related to contract works which apply the simplified approach as detailed below.

- Stage 1 – Financial instruments for which credit risk has not increased significantly since initial recognition and for which the loss allowance is measured at an amount equal to 12-month ECLs
- Stage 2 – Financial instruments for which credit risk has increased significantly since initial recognition but that are not credit-impaired financial assets and for which the loss allowance is measured at an amount equal to lifetime ECLs
- Stage 3 – Financial assets that are credit-impaired at the reporting date (but that are not purchased or originated credit-impaired) and for which the loss allowance is measured at an amount equal to lifetime ECLs

Simplified approach

For trade receivables and Assets related to contract works that do not contain a significant financing component or when the Group applies the practical expedient of not adjusting the effect of a significant financing component, the Group applies the simplified approach in calculating ECLs. Under the simplified approach, the Group does not track changes in credit risk, but instead recognises a loss allowance based on lifetime ECLs at each reporting date. The Group has established a provision matrix that is based on its historical credit loss experience, adjusted for forward-looking factors specific to the debtors and the economic environment.

4. 主要會計政策 (續)

金融資產減值 (續)

簡化法 (續)

就包括重大融資組成部分及應收租賃款項的應收貿易賬款及合同工程相關資產而言，本集團於計算預期信貸虧損時選擇採納上述政策所述之簡化法作為其會計政策。

本集團於各報告期末評估是否存在客觀證據顯示一項金融資產或一組金融資產出現減值。倘於初步確認該資產後發生的一項或多項事件對可以可靠估計的金融資產或一組金融資產的估計未來現金流量構成影響，則存在減值。減值證據可能包括以下跡象：債務人或一組債務人正面臨重大財務困難、違約或未能償還利息或本金，有可能破產或進行其他財務重組，以及有可觀察得到的數據顯示估計未來現金流量出現可計量的減少，例如欠款數目變動或出現與違約相關的經濟狀況。

按攤銷成本列賬的金融資產

就按攤銷成本列賬的金融資產而言，本集團首先對具單項重要性的金融資產進行單獨評估，評估是否存在減值，或對不具單項重要性的金融資產進行組合評估。倘本集團認為不存在任何客觀證據證明單獨評估的金融資產（不論是否屬重大）出現減值，有關資產將撥入具同類信貸風險特徵的一組金融資產內，並組合評估該組資產的減值。組合減值評估不包括已進行單獨減值評估並已確認或持續確認減值虧損的資產。

已識別任何減值虧損金額按該資產賬面值與估計未來現金流量（不包括並未產生的未來信貸虧損）現值的差額計量。估計未來現金流量的現值以金融資產的原實際利率（即初次確認時計算的實際利率）貼現。

4. SIGNIFICANT ACCOUNTING POLICIES (CONTINUED)

Impairment of financial assets (Continued)

Simplified approach (Continued)

For trade receivables and Assets related to contract works that contain a significant financing component and lease receivables, the Group chooses as its accounting policy to adopt the simplified approach in calculating ECLs with policies as described above.

The Group assesses at the end of each reporting period whether there is objective evidence that a financial asset or a group of financial assets is impaired. An impairment exists if one or more events that occurred after the initial recognition of the asset have an impact on the estimated future cash flows of the financial asset or the group of financial assets that can be reliably estimated. Evidence of impairment may include indications that a debtor or a group of debtors is experiencing significant financial difficulty, default or delinquency in interest or principal payments, the probability that they will enter bankruptcy or other financial reorganisation and observable data indicating that there is a measurable decrease in the estimated future cash flows, such as changes in arrears or economic conditions that correlate with defaults.

Financial assets carried at amortised cost

For financial assets carried at amortised cost, the Group first assesses whether impairment exists individually for financial assets that are individually significant, or collectively for financial assets that are not individually significant. If the Group determines that no objective evidence of impairment exists for an individually assessed financial asset, whether significant or not, it includes the asset in a group of financial assets with similar credit risk characteristics and collectively assesses them for impairment. Assets that are individually assessed for impairment and for which an impairment loss is, or continues to be, recognised are not included in a collective assessment of impairment.

The amount of any impairment loss identified is measured as the difference between the asset's carrying amount and the present value of estimated future cash flows (excluding future credit losses that have not yet been incurred). The present value of the estimated future cash flows is discounted at the financial asset's original effective interest rate (i.e., the effective interest rate computed at initial recognition).

4. 主要會計政策 (續)

金融資產減值 (續)

按攤銷成本列賬的金融資產 (續)

資產的賬面值會通過使用撥備賬而減少，而虧損於損益及其他全面收益表內確認。利息收入按減少後的賬面值採用計量減值虧損時用以折現未來現金流量的利率持續產生。若日後收回不可實現，且所有抵押品已變現或已轉讓至本集團，則撇銷貸款及應收款項連同任何相關撥備。

倘若在其後期間估計減值虧損金額由於確認減值之後發生的事項增加或減少，則透過調整撥備賬增加或減少先前確認的減值虧損。倘於其後收回撇銷，該項收回將計入損益及其他全面收益表內的其他開支。

以成本列賬之資產

倘有客觀跡象顯示因其公平值不能可靠計量而不以公平值列賬之無報價權益工具或與須交付該項無報價權益工具相關並須通過該項交付結算的衍生資產出現減值虧損，虧損金額會按資產賬面值與以類似金融資產當時之市場回報率對估計未來現金流量折現後之現值兩者間之差額計量。該等資產之減值虧損不會撥回。

金融負債

初步確認及計量

於初步確認時，金融負債分類為按公平值計入損益的金融負債、貸款及借款、應付款項或於有效對沖中指定為對沖工具之衍生工具（如適用）。

所有金融負債初步按公平值確認，倘屬貸款及借款以及應付款項，則扣除直接應佔交易成本。

4. SIGNIFICANT ACCOUNTING POLICIES (CONTINUED)

Impairment of financial assets (Continued)

Financial assets carried at amortised cost (Continued)

The carrying amount of the asset is reduced through the use of an allowance account and the loss is recognised in the statement of profit or loss and other comprehensive income. Interest income continues to be accrued on the reduced carrying amount using the rate of interest used to discount the future cash flows for the purpose of measuring the impairment loss. Loans and receivables together with any associated allowance are written off when there is no realistic prospect of future recovery and all collateral has been realised or has been transferred to the Group.

If, in a subsequent period, the amount of the estimated impairment loss increases or decreases because of an event occurring after the impairment was recognised, the previously recognised impairment loss is increased or reduced by adjusting the allowance account. If a write-off is later recovered, the recovery is credited to other expenses in the statement of profit or loss and other comprehensive income.

Assets carried at cost

If there is objective evidence that an impairment loss has been incurred on an unquoted equity instrument that is not carried at fair value because its fair value cannot be reliably measured, or on a derivative asset that is linked to and must be settled by delivery of such an unquoted equity instrument, the amount of the loss is measured as the difference between the asset's carrying amount and the present value of estimated future cash flows discounted at the current market rate of return for a similar financial asset. Impairment losses on these assets are not reversed.

Financial liabilities

Initial recognition and measurement

Financial liabilities are classified, at initial recognition, as financial liabilities at fair value through profit or loss, loans and borrowings, payables, or as derivatives designated as hedging instruments in an effective hedge, as appropriate.

All financial liabilities are recognised initially at fair value and, in the case of loans and borrowings and payables, net of directly attributable transaction costs.

4. 主要會計政策 (續)

金融負債 (續)

初步確認及計量 (續)

本集團金融負債包括應付貿易賬款及其他應付款、應付最終控股公司款項、衍生金融工具以及計息銀行及其他借款。

後續計量

金融負債按其分類的其後計量如下：

按攤銷成本計量的金融負債 (貸款及借款)

在初步確認後，計息貸款及借款其後使用實際利率法按攤銷成本進行計量，但若貼現的影響不重大，在此情況下，則以成本列賬。收益及虧損於負債終止確認時透過實際利率攤銷程序於損益及其他全面收益表中確認。

攤銷成本的計算需要考慮收購中所產生的折讓或溢價，以及構成實際利率一部分的費用或成本。實際利率攤銷計入損益及其他全面收益表內的融資成本中。

財務擔保合同

本集團作出之財務擔保合同即要求作出付款以償付持有人因特定債務人未能根據債務工具之條款償還到期款項而招致損失之合同。財務擔保合同初步按其公平值確認為一項負債，並就作出該擔保直接產生之交易成本作出調整。於初步確認後，本集團按(i)根據「金融資產減值」所載之政策釐定的預期信貸虧損撥備；及(ii)初步確認之金額減(如適用)已確認收入累計金額(以較高者為準)計量財務擔保合同。

4. SIGNIFICANT ACCOUNTING POLICIES (CONTINUED)

Financial liabilities (Continued)

Initial recognition and measurement (Continued)

The Group's financial liabilities include trade and other payables, an amount due to the ultimate holding company, derivative financial instruments and interest-bearing bank and other borrowings.

Subsequent measurement

The subsequent measurement of financial liabilities depends on their classification as follows:

Financial liabilities at amortised cost (loans and borrowings)

After initial recognition, interest-bearing loans and borrowings are subsequently measured at amortised cost, using the effective interest rate method unless the effect of discounting would be immaterial, in which case they are stated at cost. Gains and losses are recognised in the statement of profit or loss and other comprehensive income when the liabilities are derecognised as well as through the effective interest rate amortisation process.

Amortised cost is calculated by taking into account any discount or premium on acquisition and fees or costs that are an integral part of the effective interest rate. The effective interest rate amortisation is included in finance costs in the statement of profit or loss and other comprehensive income.

Financial guarantee contracts

Financial guarantee contracts issued by the Group are those contracts that require a payment to be made to reimburse the holder for a loss it incurs because the specified debtor fails to make a payment when due in accordance with the terms of a debt instrument. A financial guarantee contract is recognised initially as a liability at its fair value, adjusted for transaction costs that are directly attributable to the issuance of the guarantee. Subsequent to initial recognition, the Group measures the financial guarantee contracts at the higher of: (i) the ECL allowance determined in accordance with the policy as set out in "Impairment of financial assets"; and (ii) the amount initially recognised less, when appropriate, the cumulative amount of income recognised.

4. 主要會計政策 (續)

金融負債 (續)

後續計量 (續)

財務擔保合同 (續)

財務擔保合同初步按其公平值確認為一項負債，並就作出該擔保直接產生之交易成本作出調整。於初步確認後，本集團按(i)報告期末清償現有責任所需開支之最佳估計金額；及(ii)初步確認之金額減(如適用)累計攤銷(以較高者為準)計量財務擔保合同。

終止確認金融負債

當負債項下的責任已解除、取消或屆滿，即會終止確認金融負債。

倘一項現有金融負債被來自同一貸方且大部分條款不同之另一項金融負債所取代，或現有負債之條款被大幅修改，則該項置換或修改視作終止確認原有負債及確認新增負債處理，而相關賬面值差額於損益及其他全面收益表中確認。

金融工具的抵銷

倘目前擁有可合法執行權利以抵銷已確認的款項，且有意清償該款項的淨額，或變現該等資產及同時清償該等負債，則可抵銷金融資產及金融負債，並於財務狀況表內呈列淨額。

借貸成本

收購、建設或生產於用作其擬定用途或出售前須較長準備時間的合資格資產直接產生的借貸成本乃計入有關資產的成本，直至有關資產已大致可作其擬定用途或出售為止。

特定借貸在未用作合資格資產的開支前進行的短期投資所賺取的投資收入，將從撥充資本的借貸成本扣除。

4. SIGNIFICANT ACCOUNTING POLICIES (CONTINUED)

Financial liabilities (Continued)

Subsequent measurement (Continued)

Financial guarantee contracts (Continued)

A financial guarantee contract is recognised initially as a liability at its fair value, adjusted for transaction costs that are directly attributable to the issuance of the guarantee. Subsequent to initial recognition, the Group measures the financial guarantee contract at the higher of (i) the amount of the best estimate of the expenditure required to settle the present obligation at the end of the reporting period; and (ii) the amount initially recognised less, when appropriate, cumulative amortisation.

Derecognition of financial liabilities

A financial liability is derecognised when the obligation under the liability is discharged or cancelled, or expires.

When an existing financial liability is replaced by another from the same lender on substantially different terms, or the terms of an existing liability are substantially modified, such an exchange or modification is treated as a derecognition of the original liability and a recognition of a new liability, and the difference between the respective carrying amounts is recognised in the statement of profit or loss and other comprehensive income.

Offsetting of financial instruments

Financial assets and financial liabilities are offset and the net amount is reported in the statement of financial position if there is a currently enforceable legal right to offset the recognised amounts and there is an intention to settle on a net basis, or to realise the assets and settle the liabilities simultaneously.

Borrowing costs

Borrowing costs directly attributable to the acquisition, construction or production of qualifying assets, which are assets that necessarily take a substantial period of time to get ready for their intended use or sale, are added to the costs of those assets until such time as the assets are substantially ready for their intended use or sale.

Investment income earned on the temporary investment of specific borrowings pending their expenditure on qualifying assets is deducted from the borrowing costs eligible for capitalisation.

4. 主要會計政策 (續)

借貸成本 (續)

所有其他借貸成本於產生期間於損益中確認。

退休福利成本

向界定供款退休福利計劃／國家管理的退休福利計劃／強制性公積金計劃支付的款項乃於僱員提供服務後而享有供款時確認為開支。

短期僱員福利

短期僱員福利在僱員提供服務期間按預期就服務所支付的福利未折現金額確認。所有短期僱員福利確認為開支，除非另一項香港財務報告準則規定或許可將福利計入資產成本中。

僱員就工資、薪金、年假及病假應計之福利在扣減任何已付金額後確認為負債。

其他僱員福利

界定福利計劃

本集團實行若干界定福利計劃，該計劃要求向中國每名合資格僱員作出付款。有關福利為無供資。根據界定福利計劃提供福利的成本使用預計單位信用精算估值法確定。

界定福利退休金計劃產生的重新計量，包括精算損益、資產最高限額的影響（不包括計入界定福利負債淨額的淨利息的金額）和計劃資產回報（不包括計入界定福利負債淨額的淨利息的金額），於綜合財務狀況表中即時確認，並在發生當期透過其他全面收益從保留溢利相應扣除或計入其中。重新計量在後續期間不會重新分類至損益。

4. SIGNIFICANT ACCOUNTING POLICIES (CONTINUED)

Borrowing costs (Continued)

All other borrowing costs are recognised in profit or loss in the period in which they are incurred.

Retirement benefit costs

Payments to defined contribution retirement benefit plans/state-managed retirement benefit schemes/the Mandatory Provident Fund Scheme are recognised as an expense when employees have rendered service entitling them to the contributions.

Short-term employee benefits

Short-term employee benefits are recognised at the undiscounted amount of the benefits expected to be paid as and when employees rendered the services. All short-term employee benefits are recognised as an expense unless another HKFRS requires or permits the inclusion of the benefit in the cost of an asset.

A liability is recognised for benefits accruing to employees (such as wages and salaries, annual leave and sick leave) after deducting any amount already paid.

Other employee benefits

Defined benefit plan

The Group operates several defined benefit plans which require payments to be made to each qualifying employee in the PRC. The benefits are unfunded. The cost of providing benefits under the defined benefit plans is determined using the projected unit credit actuarial valuation method.

Remeasurements arising from defined benefit pension plans, comprising actuarial gains and losses, the effect of the asset ceiling (excluding amounts included in net interest on the net defined benefit liability) and the return on plan assets (excluding amounts included in net interest on the net defined benefit liability), are recognised immediately in the consolidated statement of financial position with a corresponding debit or credit to retained profits through other comprehensive income in the period in which they occur. Remeasurements are not reclassified to profit or loss in subsequent periods.

4. 主要會計政策 (續)

其他僱員福利 (續)

界定福利計劃 (續)

過往服務成本在下列較早的日期在損益中確認：

- 計劃修訂或削減的日期；及
- 本集團確認與重組相關的費用的日期

淨利息是通過將貼現率應用於界定福利負債或資產淨額來計算的。本集團在綜合損益表中按功能在「銷售成本」及「行政開支」下確認界定福利負債淨額的以下變化：

- 服務成本，包括當期服務成本、過往服務成本、削減和非常規結算的損益
- 淨利息開支或收入

稅項

所得稅開支指即期應付稅項與遞延稅項的總和。

即期應付稅項按年內應課稅溢利計算。應課稅溢利不包括其他年度的應課稅或可扣稅收支項目，亦不包括毋須課稅或不可扣稅項目，因而與綜合損益及其他全面收益表所呈報的除稅前溢利有所不同。本集團的即期稅項負債乃按在報告期末已頒佈或實質頒佈的稅率計算。

4. SIGNIFICANT ACCOUNTING POLICIES (CONTINUED)

Other employee benefits (Continued)

Defined benefit plan (Continued)

Past service costs are recognised in profit or loss at the earlier of:

- the date of the plan amendment or curtailment; and
- the date that the Group recognises restructuring-related costs

Net interest is calculated by applying the discount rate to the net defined benefit liability or asset. The Group recognises the following changes in the net defined benefit obligation under “cost of sales” and “administrative expenses” in the consolidated statement of profit or loss by function:

- service costs comprising current service costs, past-service costs, gains and losses on curtailments and non-routine settlements
- net interest expense or income

Taxation

Income tax expense represents the sum of the tax currently payable and deferred tax.

The tax currently payable is based on taxable profit for the year. Taxable profit differs from profit before taxation as reported in the consolidated statement of profit or loss and other comprehensive income because it excludes items of income or expense that are taxable or deductible in other years and it further excludes items that are never taxable or deductible. The Group's liability for current tax is calculated using tax rates that have been enacted or substantively enacted by the end of the reporting period.

4. 主要會計政策 (續)

稅項 (續)

遞延稅項乃按綜合財務報表內資產及負債賬面值與計算應課稅溢利時採用的相應稅基兩者間的差額確認。遞延稅項負債一般就所有應課稅暫時差額確認入賬。遞延稅項資產通常於可能有應課稅溢利可用於抵銷所有可扣稅暫時差額時就該等可扣稅暫時差額確認入賬。如暫時差額乃因商譽或在一項不會對應課稅溢利及會計溢利造成影響的交易中首次確認(業務合併除外)其他資產及負債而產生，則此類資產及負債將不會確認入賬。

遞延稅項負債就於附屬公司、聯營公司及合營公司的投資所產生的應課稅暫時差額確認，惟倘本集團可控制暫時差額撥回及該暫時差額可能不會於可見將來撥回時則除外。因與有關投資及權益相關的可扣減暫時差額而產生的遞延稅項資產僅於可能產生足夠應課稅溢利以動用暫時差額溢利並預期可於可見將來撥回時確認。

遞延稅項資產的賬面值於報告期末均會進行審閱，如不再可能有足夠應課稅溢利可用於抵免全部或部分相關資產，則會予以扣減。

遞延稅項資產及負債乃根據於報告期末已實施或實質已實施的稅率(及稅法)，按預期於負債清償或資產變現期間適用之稅率計算。

遞延稅項負債與資產之計量，反映按照本集團於報告期末預期收回或清償資產及負債賬面值之方式所產生稅務結果。

4. SIGNIFICANT ACCOUNTING POLICIES (CONTINUED)

Taxation (Continued)

Deferred tax is recognised on differences between the carrying amounts of assets and liabilities in the consolidated financial statements and the corresponding tax bases used in the computation of taxable profit. Deferred tax liabilities are generally recognised for all taxable temporary differences. Deferred tax assets are generally recognised for all deductible temporary differences to the extent that it is probable that taxable profit will be available against which those deductible temporary differences can be utilised. Such assets and liabilities are not recognised if the temporary difference arises from goodwill or from the initial recognition (other than in a business combination) of other assets and liabilities in a transaction that affects neither the taxable profit nor the accounting profit.

Deferred tax liabilities are recognised for taxable temporary differences associated with investments in subsidiaries, associates and joint ventures, except where the Group is able to control the reversal of the temporary difference and it is probable that the temporary difference will not reverse in the foreseeable future. Deferred tax assets arising from deductible temporary differences associated with such investments and interests are only recognised to the extent that it is probable that there will be sufficient taxable profits against which to utilise the benefits of the temporary differences and they are expected to reverse in the foreseeable future.

The carrying amount of deferred tax assets is reviewed at the end of the reporting period and reduced to the extent that it is no longer probable that sufficient taxable profit will be available to allow all or part of the asset to be recovered.

Deferred tax assets and liabilities are measured at the tax rates that are expected to apply in the period in which the liability is settled or the asset is realised, based on tax rate (and tax laws) that have been enacted or substantively enacted by the end of the reporting period.

The measurement of deferred tax liabilities and assets reflects the tax consequences that would follow from the manner in which the Group expects, at the end of the reporting period, to recover or settle the carrying amount of its assets and liabilities.

4. 主要會計政策 (續)

稅項 (續)

即期及遞延稅項於損益內確認，惟倘稅項涉及於其他全面收益或直接於權益確認的項目，則即期及遞延稅項亦會分別於其他全面收益或直接於權益內確認。倘對業務合併進行初步會計處理時產生即期或遞延稅項，則對業務合併進行會計處理時會計入該稅項影響。

股息

倘末期股息於股東大會上獲股東批准，則末期股息確認為負債。建議末期股息於財務報表附註中披露。

中期股息同步建議及宣派，乃因本公司備忘錄及組織章程細則授權董事宣派中期股息。因此，中期股息於其建議及宣派時隨即確認為負債。

外幣

各集團實體的財務報表所列項目乃按實體經營所在主要經濟環境的貨幣（「功能貨幣」）計量。綜合財務報表乃以本公司的功能貨幣及本集團的呈列貨幣港元呈列。

編製各個別集團實體的財務報表時，以該實體功能貨幣以外的貨幣（外幣）進行的交易均按交易日期的適用匯率換算確認。於報告期末，以外幣計值的貨幣項目均按該日的適用匯率重新換算。以外幣為單位按公平值入賬的非貨幣項目，按釐定公平值日期的適用匯率重新換算。以外幣歷史成本計量的非貨幣項目則不會重新換算。

4. SIGNIFICANT ACCOUNTING POLICIES (CONTINUED)

Taxation (Continued)

Current and deferred tax are recognised in profit or loss, except when they relate to items that are recognised in other comprehensive income or directly in equity, in which case, the current and deferred tax are also recognised in other comprehensive income or directly in equity respectively. Where current tax or deferred tax arises from the initial accounting for a business combination, the tax effect is included in the accounting for the business combination.

Dividends

Final dividends are recognised as a liability when they are approved by the shareholders in a general meeting. Proposed final dividends are disclosed in the notes to the financial statements.

Interim dividends are simultaneously proposed and declared, because the Company's memorandum and articles of association grant the directors the authority to declare interim dividends. Consequently, interim dividends are recognised immediately as a liability when they are proposed and declared.

Foreign currencies

Items included in the financial statements of each of the group entities are measured using the currency of the primary economic environment in which the entity operates (the "functional currency"). The consolidated financial statements are presented in HK\$, which is the Company's functional currency and the Group's presentation currency.

In preparing the financial statements of each individual group entity, transactions in currencies other than the functional currency of that entity (foreign currencies) are recognised at the rates of exchanges prevailing on the dates of the transactions. At the end of the reporting period, monetary items denominated in foreign currencies are retranslated at the rates prevailing at that date. Non-monetary items carried at fair value that are denominated in foreign currencies are retranslated at the rates prevailing on the date when the fair value was determined. Non-monetary items that are measured in terms of historical cost in a foreign currency are not retranslated.

4. 主要會計政策(續)

外幣(續)

結算貨幣項目及重新換算貨幣項目所產生之匯兌差額，於其產生期間在損益中確認，惟應收或應付海外業務的貨幣項目的匯兌差額除外，就此，有關結算未納入計劃中亦無可能產生(因此形成海外業務投資淨額部分)，且就出售或部分出售本集團於聯營公司或合營公司權益而初步於其他全面收益中確認並自權益中重新分類至損益。

就呈列綜合財務報表而言，集團實體的資產及負債於報告期末採用適用的匯率換算為本集團的呈列貨幣(即港元)，而收入及開支項目則按該年度平均匯率換算。所產生的匯兌差額(如有)會在匯兌儲備項下於其他全面收益中確認及於權益中累計。

集團實體之功能貨幣僅在與該集團實體有關的相關交易、事件及狀況發生變化時，方可變更。該集團實體將於變更日期前瞻性地應用適用於新功能貨幣的換算程序。於變更日期，該集團實體採用當日的適用匯率將所有項目換算為新的功能貨幣，所產生的非貨幣項目之換算金額視作其歷史成本。

於二零零五年一月一日或其後收購海外業務所產生商譽及所購入可識別資產的公平值調整，視作該海外業務的資產及負債處理，按於報告期末適用的匯率換算。所產生的匯兌差額於匯兌儲備中確認。

4. SIGNIFICANT ACCOUNTING POLICIES (CONTINUED)

Foreign currencies (Continued)

Exchange differences arising on the settlement of monetary items, and on the retranslation of monetary items, are recognised in profit or loss in the period in which they arise, except for exchange differences on monetary items receivable from or payable to a foreign operation for which settlement is neither planned nor likely to occur (therefore forming part of the net investment in the foreign operation), which are recognised initially in other comprehensive income and are reclassified from equity to profit or loss on disposal or partial disposal of the Group's interests in associates or joint ventures.

For the purposes of presenting the consolidated financial statements, the assets and liabilities of the group entities are translated into the presentation currency of the Group (i.e. HK\$) using exchange rates prevailing at the end of reporting period. Income and expenses items are translated at the average exchange rates for the year. Exchange differences arising, if any, are recognised in other comprehensive income and accumulated in equity under the heading of translation reserve.

The functional currency of a group entity is changed only where there is a change to the underlying transactions, events and conditions relevant to the group entity. The group entity applies the translation procedures applicable to the new functional currency prospectively from the date of the change. At the date of the change, the group entity translates all items into the new functional currency using the prevailing exchange rate at that date and the resulting translated amounts for non-monetary items are treated as their historical cost.

Goodwill and fair value adjustments on identifiable assets acquired arising on an acquisition of a foreign operation on or after 1st January, 2005 are treated as assets and liabilities of that foreign operation and translated at the rate of exchange prevailing at the end of the reporting period. Exchange differences arising are recognised in the translation reserve.

4. 主要會計政策 (續)

有形及無形資產 (商譽除外) 的減值虧損

於報告期末，本集團檢查其附有限定使用年期的有形及無形資產的賬面值以決定是否有任何跡象顯示該等資產遭遇減值虧損。如有此跡象，估計有關資產的可收回金額以確定減值虧損的程度 (如有)。

倘無法估算單項資產的可收回金額，本集團會估算該資產所屬現金產生單位的可收回金額。於可識別合理及一貫分配基準的情況下，企業資產亦會被分配至個別現金產生單位，否則或會被分配至可合理及按一貫分配基準而識別的最小現金產生單位組別中。

可收回金額是指公平值減去處置費用後的餘額和使用價值兩者中的較高者。在評估使用價值時，預計未來現金流量會採用稅前折現率折現為其現值，該稅前折現率反映了對貨幣時間價值的當前市場評價及該資產 (或現金產生單位) 特有的風險 (並無就該風險調整估計未來現金流量)。

若某資產 (或現金產生單位) 的可收回金額估計少於其賬面值，該資產 (或現金產生單位) 賬面值減至其可收回金額。於分配減值虧損時，首先分配減值虧損以減少任何商譽的賬面值 (如適用)，然後按比例根據該單位各資產的賬面值分配至其他資產。資產賬面值不得減少至低於其公平值減處置費用 (如可計量)、其使用價值 (如可計量) 及零之中的最高值。已另行分配至資產之減值虧損數額按比例分配至該單位其他資產。減值虧損會即時於損益確認。

4. SIGNIFICANT ACCOUNTING POLICIES (CONTINUED)

Impairment losses on tangible and intangible assets other than goodwill

At the end of the reporting period, the Group reviews the carrying amounts of its tangible and intangible assets with finite useful lives to determine whether there is any indication that those assets have suffered an impairment loss. If any such indication exists, the recoverable amount of the relevant asset is estimated in order to determine the extent of the impairment loss, if any.

When it is not possible to estimate the recoverable amount of an asset individually, the Group estimates the recoverable amount of the cash-generating unit to which the asset belongs. When a reasonable and consistent basis of allocation can be identified, corporate assets are also allocated to individual cash-generating units, or otherwise they are allocated to the smallest group of cash-generating units for which a reasonable and consistent allocation basis can be identified.

Recoverable amount is the higher of fair value less costs of disposal and value in use. In assessing value in use, the estimated future cash flows are discounted to their present value using a pre-tax discount rate that reflects current market assessments of the time value of money and the risks specific to the asset (or a cash-generating unit) for which the estimates of future cash flows have not been adjusted.

If the recoverable amount of an asset (or a cash-generating unit) is estimated to be less than its carrying amount, the carrying amount of the asset (or a cash-generating unit) is reduced to its recoverable amount. In allocating the impairment loss, the impairment loss is allocated first to reduce the carrying amount of any goodwill (if applicable) and then to the other assets on a pro-rata basis based on the carrying amount of each asset in the unit. The carrying amount of an asset is not reduced below the highest of its fair value less costs of disposal (if measurable), its value in use (if determinable) and zero. The amount of the impairment loss that would otherwise have been allocated to the asset is allocated pro rata to the other assets of the unit. An impairment loss is recognised immediately in profit or loss.

4. 主要會計政策(續)

有形及無形資產(商譽除外)的減值虧損(續)

當減值虧損其後撥回，該資產(或現金產生單位)的賬面值增至其可收回金額的修訂估計值，然而，賬面值增加不會超過假若該資產(或現金產生單位)過往年度並無確認減值虧損所應釐定的賬面值。減值虧損撥回即時於損益確認。

政府補助金

政府補助金乃於有合理保證本集團將遵守政府補助金隨附條件並將取得補助金時確認。

政府補助金於本集團確認補助金擬補償的有關成本為開支的期間於損益內以系統方式確認。與可予折舊資產有關的政府補助金於綜合財務狀況表中確認為遞延收入，並於相關資產可使用年期內按系統及合理基準轉撥至損益內。其他政府補助金於與該等政府補助金擬補償的成本相符的期間內以系統方式確認為收益。作為開支或已承受的虧損的補償或向本集團提供即時財務援助而可收取(並無日後相關成本)的政府補助金，乃於其成為可收取的期間於損益內確認。

長期獎勵計劃

根據長期獎勵計劃收購本公司股份的成本入賬列作持作獎勵計劃的股份。持作獎勵計劃的股份將被出售以換取現金，該現金將分派予合資格僱員。

4. SIGNIFICANT ACCOUNTING POLICIES (CONTINUED)

Impairment losses on tangible and intangible assets other than goodwill (Continued)

Where an impairment loss subsequently reverses, the carrying amount of the asset (or a cash-generating unit) is increased to the revised estimate of its recoverable amount, but so that the increased carrying amount does not exceed the carrying amount that would have been determined had no impairment loss been recognised for the asset (or a cash-generating unit) in prior years. A reversal of an impairment loss is recognised immediately in profit or loss.

Government grants

Government grants are not recognised until there is reasonable assurance that the Group will comply with the conditions attaching to them and that the grants will be received.

Government grants are recognised in profit or loss on a systematic basis over the periods in which the Group recognises as expenses the related costs for which the grants are intended to compensate. Government grants related to depreciable assets are recognised as deferred income in the consolidated statement of financial position and transferred to profit or loss on a systematic and rational basis over the useful lives of the related assets. Other government grants are recognised as revenue over the periods necessary to match them with the costs for which they are intended to compensate, on a systematic basis. Government grants that are receivable as compensation for expenses or losses already incurred or for the purpose of giving immediate financial support to the Group with no future related costs are recognised in profit or loss in the period in which they become receivable.

Long term award scheme

The cost of acquisition of the Company's shares pursuant to the long term award scheme is recorded as shares held for incentive award scheme. The shares held for incentive award scheme will be disposed of for cash which will be distributed to the eligible employees.

4. 主要會計政策 (續)

長期獎勵計劃 (續)

倘為長期獎勵計劃而持有的股份被出售而出售所得款項被分派予僱員，則分派予僱員的所得款項被確認為開支（員工成本），而已收代價與股份成本之間的差額將計入保留溢利。

5. 關鍵性會計判斷及估計不明朗因素的主要來源

於應用本集團的會計政策（如附註4所述）時，本公司董事須就並未在其他來源顯示的資產及負債的賬面值作出判斷、估計及假設。該等估計及相關假設乃根據過往經驗及被視為相關的其他因素作出。實際結果或會有別於該等估計。

有關估計及相關假設會作持續檢討。倘對會計估計的修訂僅影響進行修訂的期間，則於該期間確認，或倘修訂會影響目前及未來期間，則會於作出修訂期間及未來期間確認。

應用會計政策的關鍵性判斷

以下為董事在應用本集團會計政策過程中所作關鍵性判斷（涉及估計（見下文）者除外），該等判斷對於綜合財務報表中確認的金額有最重大影響。

對富陽華潤燃氣有限公司及中山華潤燃氣有限公司的控制權

儘管本集團僅擁有富陽華潤燃氣有限公司的50%擁有權權益及投票權，但富陽華潤燃氣有限公司仍為本集團的附屬公司。本集團自二零零六年六月起擁有富陽華潤燃氣有限公司50%擁有權權益，剩餘50%股權則由一名與本集團並無關聯的股東擁有。有關詳情載於附註45。

4. SIGNIFICANT ACCOUNTING POLICIES (CONTINUED)

Long term award scheme (Continued)

When the shares held for long term award scheme are disposed of and the resulting proceeds from disposal are distributed to the employees, the proceeds distributed to employees are recognised as expenses (staff costs), and the difference between the consideration received and the cost of the shares will be credited to retained profits.

5. CRITICAL ACCOUNTING JUDGEMENTS AND KEY SOURCES OF ESTIMATION UNCERTAINTY

In the application of the Group's accounting policies, which are described in note 4, the directors of the Company are required to make judgements, estimates and assumptions about the carrying amounts of assets and liabilities that are not readily apparent from other sources. The estimates and associated assumptions are based on historical experience and other factors that are considered to be relevant. Actual results may differ from these estimates.

The estimates and underlying assumptions are reviewed on an on-going basis. Revisions to accounting estimates are recognised in the period in which the estimate is revised if the revision affects only that period, or in the period of the revision and future periods if the revision affects both current and future periods.

Critical judgements in applying accounting policies

The following are the critical judgements, apart from those involving estimations (see below), that the directors have made in the process of applying the Group's accounting policies and that have the most significant effect on the amounts recognised in the consolidated financial statements.

Control over 富陽華潤燃氣有限公司 and 中山華潤燃氣有限公司

富陽華潤燃氣有限公司 is a subsidiary of the Group although the Group has only 50% ownership interest and voting rights in 富陽華潤燃氣有限公司. The Group had the 50% ownership interest since June 2006 on 富陽華潤燃氣有限公司 and the remaining 50% of equity interest is owned by a shareholder that is unrelated to the Group. Details of these are set out in note 45.

5. 關鍵性會計判斷及估計不明朗因素的主要來源 (續)

應用會計政策的關鍵性判斷 (續)

對富陽華潤燃氣有限公司及中山華潤燃氣有限公司的控制權 (續)

本公司董事已基於本集團是否有實際能力單方面掌管富陽華潤燃氣有限公司的相關活動評估本集團是否對富陽華潤燃氣有限公司擁有控制權。在作出判斷時，董事已考慮本集團所持富陽華潤燃氣有限公司股權的投票權。富陽華潤燃氣有限公司董事會包括七名董事。本集團提名及委任富陽華潤燃氣有限公司的四名董事，富陽華潤燃氣有限公司的相關活動須超過半數以上的董事批准。經評估後，董事認定，本集團擁有可掌管富陽華潤燃氣有限公司相關活動的絕對主導性投票權，因此本集團對富陽華潤燃氣有限公司擁有控制權。

中山華潤燃氣有限公司為本集團的附屬公司。本集團擁有中山華潤燃氣有限公司的55%擁有權權益及投票權，剩餘45%股權則由一名與本集團並無關聯的股東擁有。該等詳情載於附註45。

本公司董事已基於本集團是否有實際能力單方面掌管中山華潤燃氣有限公司的相關活動評估本集團是否對中山華潤燃氣有限公司擁有控制權。在作出判斷時，董事已考慮本集團所持中山華潤燃氣有限公司股權的投票權。中山華潤燃氣有限公司董事會包括五名董事。本集團提名及委任中山華潤燃氣有限公司的三名董事，中山華潤燃氣有限公司的相關活動須超過半數以上的董事批准。經評估後，董事認定，本集團擁有可掌管中山華潤燃氣有限公司相關活動的絕對主導性投票權，因此本集團對中山華潤燃氣有限公司擁有控制權。

5. CRITICAL ACCOUNTING JUDGEMENTS AND KEY SOURCES OF ESTIMATION UNCERTAINTY (CONTINUED)

Critical judgements in applying accounting policies (Continued)

Control over 富陽華潤燃氣有限公司 and 中山華潤燃氣有限公司 (Continued)

The directors of the Company assessed whether or not the Group has control over 富陽華潤燃氣有限公司 based on whether the Group has the practical ability to direct the relevant activities of 富陽華潤燃氣有限公司 unilaterally. In making their judgement, the directors considered the Group's voting power of shareholding in 富陽華潤燃氣有限公司. The board of directors of 富陽華潤燃氣有限公司 comprise 7 directors. The Group nominated and appointed 4 directors in 富陽華潤燃氣有限公司 and the relevant activities of 富陽華潤燃氣有限公司 require over 50% of directors' approval. After assessment, the directors concluded that the Group has sufficiently dominant voting interest to direct the relevant activities of 富陽華潤燃氣有限公司, and therefore, the Group has control over 富陽華潤燃氣有限公司.

中山華潤燃氣有限公司 is a subsidiary of the Group. The Group has 55% ownership interests and voting rights in 中山華潤燃氣有限公司 and the remaining 45% of equity interests is owned by a shareholder that is unrelated to the Group. Details of these are set out in note 45.

The directors of the Company assessed whether or not the Group has control over 中山華潤燃氣有限公司 based on whether the Group has the practical ability to direct the relevant activities of 中山華潤燃氣有限公司 unilaterally. In making their judgement, the directors considered the Group's voting power of shareholding in 中山華潤燃氣有限公司. The board of directors of 中山華潤燃氣有限公司 comprise 5 directors. The Group nominated and appointed 3 directors in 中山華潤燃氣有限公司 and the relevant activities of 中山華潤燃氣有限公司 require over 50% of directors' approval. After assessment, the directors concluded that the Group has sufficiently dominant voting interest to direct the relevant activities of 中山華潤燃氣有限公司, and therefore, the Group has control over 中山華潤燃氣有限公司.

5. 關鍵性會計判斷及估計不明朗因素的主要來源 (續)

應用會計政策的關鍵性判斷 (續)

對宜賓華潤燃氣有限公司、無錫華潤燃氣有限公司及鎮江華潤燃氣有限公司 (「中國實體」) 的控制權

儘管本集團僅分別擁有中國實體的49%、50%及51%擁有權權益及投票權，及中國實體的餘下股權由與本集團並無關聯的股東擁有，中國實體仍為本集團的附屬公司。有關詳情載於附註45。

本公司董事已基於本集團是否有實際能力單方面掌管中國實體的相關活動，評估本集團是否對中國實體擁有控制權。在作出判斷時，董事已考慮本集團所持中國實體股權的投票權。中國實體的股東簽訂備忘錄，在該備忘錄中，其他股東將同意本集團對中國實體的經營、投資及融資業務所作的決策，且其他股東將同意委任由本集團提名的中國實體的所有高級管理層。經評估後，董事認定本集團擁有可掌管中國實體相關活動的絕對主導性投票權，因此本集團對中國實體擁有控制權。

5. CRITICAL ACCOUNTING JUDGEMENTS AND KEY SOURCES OF ESTIMATION UNCERTAINTY (CONTINUED)

Critical judgements in applying accounting policies (Continued)

Control over 宜賓華潤燃氣有限公司, 無錫華潤燃氣有限公司 and 鎮江華潤燃氣有限公司 (the "PRC Entities")

The PRC Entities are subsidiaries of the Group although the Group has only 49%, 50% and 51% ownership interests and voting rights respectively in the PRC Entities and the remaining equity interests of the PRC Entities are owned by shareholders that are unrelated to the Group. Details of these are set out in note 45.

The directors of the Company assessed whether or not the Group has control over the PRC Entities based on whether the Group has the practical ability to direct the relevant activities of the PRC Entities unilaterally. In making their judgement, the directors considered the Group's voting power of shareholding in the PRC Entities. The shareholders of the PRC Entities signed memorandums in which the other shareholders would agree the Group's decisions on operating, investing and financing activities of the PRC Entities, and the other shareholders would agree the appointment of the entire senior management of the PRC Entities nominated by the Group. After assessment, the directors concluded that the Group has sufficiently dominant voting interest to direct the relevant activities of the PRC Entities, and therefore, the Group has control over the PRC Entities.

5. 關鍵性會計判斷及估計不明朗因素的主要來源 (續)

估計不明朗因素

以下為涉及未來的主要假設及於報告期間末估計不明朗因素的其他主要來源 (均有導致下個財政年度資產的賬面值須作出大幅調整的重大風險)。

物業、廠房及設備的可使用年期估計

管理層根據物業、廠房及設備的預期壽命估計其可使用年期。物業、廠房及設備的可使用年期可能因技術創新而出現重大變動。物業、廠房及設備的實際可使用年期可能因技術革新而發生巨大變化。倘因商業及技術環境變化而令物業、廠房及設備的實際可使用年期與其估計可使用年期產生差異，則有關差異將會影響未來期間的折舊費用及所撇減的資產數額。

於二零二零年十二月三十一日，物業、廠房及設備的賬面值為40,932,770,000港元(二零一九年：33,940,512,000港元)。

商譽減值

釐定商譽有否減值需估計獲分配商譽的現金產生單位的可收回金額。可收回金額為使用價值與公平值減出售成本兩者中的較高者。在計算使用價值時，本集團需估計預期現金產生單位產生的未來現金流量並以適當的折現率計算現值。倘實際的未來現金流量少於預期，或事實及情況有變致令下調未來現金，則會產生重大減值虧損。於二零二零年十二月三十一日，商譽的賬面值為903,956,000港元(二零一九年：669,370,000港元)。可收回金額的計算詳情於附註20披露。

5. CRITICAL ACCOUNTING JUDGEMENTS AND KEY SOURCES OF ESTIMATION UNCERTAINTY (CONTINUED)

Estimation uncertainty

The following are the key assumptions concerning the future, and other key sources of estimation uncertainty at the end of the reporting period, that have a significant risk of causing a material adjustment to the carrying amounts of assets within the next financial year.

Estimation of useful lives of property, plant and equipment

Management estimates the useful lives of property, plant and equipment based on the expected lifespan of those property, plant and equipment. The useful lives of property, plant and equipment could change significantly as a result of technical innovation. When the actual useful lives of property, plant and equipment are different from their estimated useful lives due to the change of commercial and technological environment, such difference will impact the depreciation charges and the amounts of assets written down for future periods.

The carrying amount of property, plant and equipment at 31st December, 2020 was HK\$40,932,770,000 (2019: HK\$33,940,512,000).

Impairment of goodwill

Determining whether goodwill is impaired requires an estimation of the recoverable amount of the cash-generating units to which goodwill has been allocated, which is the higher of the value in use and fair value less costs of disposal. The value-in-use calculation requires the Group to estimate the future cash flows expected to arise from the cash-generating unit and a suitable discount rate in order to calculate the present value. Where the actual future cash flows are less than expected, or changes in facts and circumstances result in downward revision of future cash, a material impairment loss may arise. As at 31st December, 2020, the carrying amount of goodwill was HK\$903,956,000 (2019: HK\$669,370,000). Details of the recoverable amount calculation are disclosed in note 20.

5. 關鍵性會計判斷及估計不明朗因素的主要來源 (續)

估計不明朗因素 (續)

租賃 – 估計增量借貸利率

本集團無法輕易釐定租賃內所隱含的利率，因此，使用增量借貸利率（「增量借貸利率」）計量租賃負債。增量借貸利率為本集團於類似經濟環境中為取得與使用權資產價值相近之資產，而以類似抵押品與類似期間借入所需資金應支付之利率。因此，增量借貸利率反映了本集團「應支付」的利率，當無可觀察的利率時（如就並無訂立融資交易之附屬公司而言）或當須對利率進行調整以反映租賃之條款及條件時（如當租賃並非以附屬公司之功能貨幣訂立時），則須作出利率估計。當可觀察輸入數據可用時，本集團使用可觀察輸入數據（如市場利率）估算增量借貸利率並須作出若干實體特定的估計（如附屬公司的獨立信貸評級）。

存貨撥備

本集團根據存貨可變現淨值的估計作出存貨撥備。倘出現事件或情況變動顯示可變現淨值低於存貨成本，則會對存貨作出撥備。陳舊存貨的確定須對存貨狀況及有效性作出判斷及估計。倘評估存貨的可變現淨值較預期少，或須就存貨確認重大撥備，並將於確認該撥備期間於損益中確認。

於二零二零年十二月三十一日，存貨的賬面值為1,006,828,000港元（二零一九年：1,007,501,000港元）。

5. CRITICAL ACCOUNTING JUDGEMENTS AND KEY SOURCES OF ESTIMATION UNCERTAINTY (CONTINUED)

Estimation uncertainty (Continued)

Leases – Estimating the incremental borrowing rate

The Group cannot readily determine the interest rate implicit in a lease, and therefore, it uses an incremental borrowing rate (“IBR”) to measure lease liabilities. The IBR is the rate of interest that the Group would have to pay to borrow over a similar term, and with a similar security, the funds necessary to obtain an asset of a similar value to the right-of-use asset in a similar economic environment. The IBR therefore reflects what the Group “would have to pay”, which requires estimation when no observable rates are available (such as for subsidiaries that do not enter into financing transactions) or when it needs to be adjusted to reflect the terms and conditions of the lease (for example, when leases are not in the subsidiary’s functional currency). The Group estimates the IBR using observable inputs (such as market interest rates) when available and is required to make certain entity-specific estimates (such as the subsidiary’s stand-alone credit rating).

Allowance for inventories

The Group makes allowance for inventories based on an assessment of the net realisable value of inventories. Allowances are applied to inventories where events or changes in circumstances indicate that the net realisable value is lower than the cost of inventories. The identification of obsolete inventories requires the use of judgement and estimates on the conditions and usefulness of the inventories. In cases where the net realisable value of inventories assessed is less than expected, a material recognition of allowance for inventories may arise, which would be recognised in profit or loss in the period in which such recognition takes place.

At 31st December, 2020, the carrying amount of inventories was HK\$1,006,828,000 (2019: HK\$1,007,501,000).

6. 收益及分類資料

為就資源分配及分類業績評估向本公司執行董事（即主要營運決策者）報告之資料，重點為交付貨物或提供服務的類型。

本集團根據香港財務報告準則第8號的經營分類如下：

- (i) 銷售及分銷氣體燃料及相關產品 – 銷售天然氣及較少量住宅、商業和工業用液化石油氣；
- (ii) 燃氣接駁 – 根據燃氣接駁合同建設燃氣管網；
- (iii) 銷售燃氣器具 – 銷售燃氣器具及相關產品；
- (iv) 設計及建設服務 – 有關燃氣接駁項目的設計、建設、顧問及管理；
- (v) 加氣站 – 於天然氣加氣站銷售氣體燃料。

於達致本集團之呈報分類時，並無合併經營分類。

分類業績指各分類所賺取的除稅前溢利，但不包括雜項收入、利息收入、租金收入、財務成本、投資物業折舊、中央行政成本及董事薪金。此等為呈報予本公司執行董事用作收益分配及評估分類表現的方式。

6. REVENUE AND SEGMENT INFORMATION

Information reported to the executive directors of the Company, being the chief operating decision maker, for the purposes of resource allocation and assessment of segment performance, focuses on the types of goods or services delivered or provided.

The Group's operating segments under HKFRS 8 are as follows:

- (i) Sale and distribution of gas fuel and related products – sale of natural gas and to a much lesser extent, liquefied petroleum gas for residential, commercial and industrial use;
- (ii) Gas connection – construction of gas pipeline networks under gas connection contracts;
- (iii) Sale of gas appliances – sale of gas appliances and related products;
- (iv) Design and construction services – design, construction, consultancy and management for gas connection projects;
- (v) Gas stations – sale of gas fuel in natural gas filling stations.

No operating segments have been aggregated in arriving at the reportable segments of the Group.

Segment results represent the profit before taxation earned by each segment, excluding sundry income, interest income, rental income, finance costs, depreciation of investment properties, central administrative costs and directors' salaries. This is the measure reported to the executive directors of the Company for the purpose of revenue allocation and assessment of segment performance.

6. 收益及分類資料 (續)

分類收益、分類業績、分類資產及分類負債的資料如下：

截至二零二零年十二月三十一日止年度

分類收益及業績

6. REVENUE AND SEGMENT INFORMATION (CONTINUED)

The information of segment revenue, segment results, segment assets and segment liabilities is as follows:

For the year ended 31st December, 2020

Segment revenue and results

		銷售及分銷 氣體燃料及 相關產品					合計
		燃氣接駁	銷售 燃氣器具	設計及 建設服務	加氣站		
		Gas connection	Sale of gas appliances	Design and construction services	Gas stations	Total	
		千港元	千港元	千港元	千港元	千港元	
		HK\$' 000	HK\$' 000	HK\$' 000	HK\$' 000	HK\$' 000	
收益	Revenue						
外銷	External sales	41,848,125	9,969,201	372,974	691,763	2,982,106	55,864,169
業績	Results						
分類業績	Segment results	5,614,203	4,279,850	62,774	87,185	595,485	10,639,497
應佔合營公司業績	Share of results of joint ventures						656,895
應佔聯營公司業績	Share of results of associates						258,419
財務成本 (租賃負債利息除外)	Finance costs (other than interest on lease liabilities)						(433,020)
未分配收入	Unallocated income						1,045,933
未分配開支	Unallocated expenses						(3,177,461)
除稅前溢利	Profit before taxation						8,990,263

6. 收益及分類資料 (續)

截至二零二零年十二月三十一日止年
度 (續)

分類資產及負債

6. REVENUE AND SEGMENT INFORMATION
(CONTINUED)

For the year ended 31st December, 2020 (Continued)

Segment assets and liabilities

		銷售及分銷 氣體燃料及 相關產品 Sale and distribution of gas fuel and related products 千港元 HK\$' 000	燃氣接駁 Gas Connection 千港元 HK\$' 000	銷售燃氣器具 Sale of gas appliances 千港元 HK\$' 000	設計及 建設服務 Design and construction services 千港元 HK\$' 000	加氣站 Gas stations 千港元 HK\$' 000	合計 Total 千港元 HK\$' 000
資產	ASSETS						
分類資產	Segment assets	47,347,202	5,440,844	176,768	164,962	1,811,197	54,940,973
於合營公司的權益	Interests in joint ventures						12,114,832
於聯營公司的權益	Interests in associates						4,082,026
遞延稅項資產	Deferred tax assets						345,422
未分配公司資產 (附註a)	Unallocated corporate assets (Note a)						22,387,556
							93,870,809
負債	LIABILITIES						
分類負債	Segment liabilities	4,593,671	16,428,605	154,058	2,150,358	174,740	23,501,432
應付稅項	Taxation payable						933,609
遞延稅項負債	Deferred tax liabilities						1,195,678
未分配公司負債 (附註b)	Unallocated corporate liabilities (Note b)						21,371,731
							47,002,450

6. 收益及分類資料(續)

截至二零二零年十二月三十一日止年度(續)

其他資料

計量分類溢利及分類資產所計入之款項：

6. REVENUE AND SEGMENT INFORMATION (CONTINUED)

For the year ended 31st December, 2020 (Continued)

Other information

Amounts included in the measure of segment profit and segment assets:

		銷售及分銷 氣體燃料及 相關產品	燃氣接駁	銷售 燃氣器具	設計及 建設服務	加氣站	未分配	合計
		Sale and distribution of gas fuel and related products	Gas connection	Sale of gas appliances	Design and construction services	Gas stations	Unallocated	Total
		千港元 HK\$'000	千港元 HK\$'000	千港元 HK\$'000	千港元 HK\$'000	千港元 HK\$'000	千港元 HK\$'000	千港元 HK\$'000
添置非流動資產	Additions to non-current assets	5,825,141	-	-	8,578	94,846	-	5,928,565
折舊及攤銷	Depreciation and amortisation	2,058,655	-	-	3,131	56,692	-	2,118,478
應收貿易賬款(減值 虧損撥回)/減值 虧損淨額	(Reversal of impairment loss)/ impairment loss on trade receivables, net	15,808	54,687	-	393	(70)	-	70,818
其他應收款減值虧損 撥回淨額	Reversal of impairment loss on other receivables, net	-	-	-	-	-	(9,652)	(9,652)
合同資產減值虧損淨額	Impairment loss on contract assets, net	-	7,802	-	-	-	-	7,802
出售物業、廠房及設備 虧損	Loss on disposal of property, plant and equipment	12,553	-	-	-	-	-	12,553
終止使用權資產虧損	Loss on termination of right-of-use assets	1,068	-	-	-	-	-	1,068

6. 收益及分類資料 (續)

截至二零一九年十二月三十一日止年
度 (重列)

分類收益及業績

6. REVENUE AND SEGMENT INFORMATION
(CONTINUED)

For the year ended 31st December, 2019 (Restated)

Segment revenue and results

		銷售及分銷 氣體燃料及 相關產品 Sale and distribution of gas fuel and related products 千港元 HK\$'000	燃氣接駁 Gas connection 千港元 HK\$'000	銷售燃氣器具 Sale of gas appliances 千港元 HK\$'000	設計及 建設服務 Design and construction services 千港元 HK\$'000	加氣站 Gas stations 千港元 HK\$'000	合計 Total 千港元 HK\$'000
收益	Revenue						
外銷	External sales	41,444,613	10,671,241	399,772	678,975	3,781,689	56,976,290
業績	Results						
分類業績	Segment results	4,948,882	4,596,153	40,917	80,761	663,018	10,329,731
應佔合營公司業績	Share of results of joint ventures						502,482
應佔聯營公司業績	Share of results of associates						235,638
財務成本 (租賃負債利息除外)	Finance costs (other than interest on lease liabilities)						(517,177)
未分配收入	Unallocated income						1,086,175
未分配開支	Unallocated expenses						(3,215,301)
除稅前溢利	Profit before taxation						8,421,548

6. 收益及分類資料(續)

截至二零一九年十二月三十一日止年
度(重列)(續)

分類資產及負債

6. REVENUE AND SEGMENT INFORMATION
(CONTINUED)

For the year ended 31st December, 2019 (Restated) (Continued)

Segment assets and liabilities

		銷售及分銷 氣體燃料及 相關產品 Sale and distribution of gas fuel and related products 千港元 HK\$' 000	燃氣接駁 Gas connection 千港元 HK\$' 000	銷售燃氣器具 Sale of gas appliances 千港元 HK\$' 000	設計及 建設服務 Design and construction services 千港元 HK\$' 000	加氣站 Gas stations 千港元 HK\$' 000	合計 Total 千港元 HK\$' 000
資產	ASSETS						
分類資產	Segment assets	40,093,171	5,352,660	148,124	207,572	1,459,037	47,260,564
於合營公司的權益	Interests in joint ventures						9,230,984
於聯營公司的權益	Interests in associates						3,811,134
遞延稅項資產	Deferred tax assets						278,090
未分配公司資產(附註a)	Unallocated corporate assets (Note a)						21,243,248
							81,824,020
負債	LIABILITIES						
分類負債	Segment liabilities	4,589,714	14,591,150	101,112	1,403,621	101,148	20,786,745
應付稅項	Taxation payable						739,512
遞延稅項負債	Deferred tax liabilities						1,114,594
未分配公司負債(附註b)	Unallocated corporate liabilities (Note b)						23,360,954
							46,001,805

6. 收益及分類資料 (續)

截至二零一九年十二月三十一日止年度 (重列) (續)

其他資料

計量分類溢利及分類資產所計入之款項：

6. REVENUE AND SEGMENT INFORMATION (CONTINUED)

For the year ended 31st December, 2019 (Restated) (Continued)

Other information

Amounts included in the measure of segment profit and segment assets:

		銷售及分銷 氣體燃料及 相關產品	燃氣接駁	銷售燃氣器具	設計及 建設服務	加氣站	未分配	合計
		Sale and distribution of gas fuel and related products	Gas connection	Sale of gas appliances	Design and construction services	Gas stations	Unallocated	Total
		千港元	千港元	千港元	千港元	千港元	千港元	千港元
		HK\$' 000	HK\$' 000	HK\$' 000	HK\$' 000	HK\$' 000	HK\$' 000	HK\$' 000
添置非流動資產	Additions to non-current assets	5,069,184	-	-	6,525	129,944	-	5,205,653
折舊及攤銷	Depreciation and amortisation	1,896,298	-	-	2,984	65,611	-	1,964,893
應收貿易賬款 (減值 虧損撥回) / 減值 虧損淨額	(Reversal of impairment loss) / impairment loss on trade receivables, net	(6,981)	81,778	(91)	1,827	(3,810)	-	72,723
其他應收款減值虧損 撥回淨額	Reversal of impairment loss on other receivables, net	-	-	-	-	-	(5,435)	(5,435)
合同資產減值虧損淨額	Impairment loss on contract assets, net	-	12,554	-	-	-	-	12,554
出售物業、廠房及設備 虧損	Loss on disposal of property, plant and equipment	10,731	-	-	-	-	-	10,731
終止使用權資產虧損	Loss on termination of right-of-use assets	388	-	-	-	-	-	388

附註：

Notes:

- 未分配公司資產指收購附屬公司所產生的商譽、投資物業、指定按公平值計入其他全面收益的股本投資、其他應收款、已抵押銀行存款、其他存款以及銀行結餘及現金。
- 未分配公司負債指其他應付款、銀行及其他借貸以及優先票據。銀行及其他借貸及優先票據由本集團的司庫集中管理，故分類為未分配公司負債。

- Unallocated corporate assets represent goodwill arising on acquisition of subsidiaries, investment properties, equity investments designated at fair value through other comprehensive income, other receivables, pledged bank deposits, other deposits and bank balances and cash.
- Unallocated corporate liabilities represent other payables, bank and other borrowings and senior notes. Bank and other borrowings and senior notes are classified as unallocated corporate liabilities because they are managed centrally by the treasury function of the Group.

6. 收益及分類資料(續)

地區資料

有關本集團非流動資產(不包括金融工具及遞延稅項資產)的資料根據資產所在地呈列:

		二零二零年 2020 千港元 HK\$' 000	二零一九年 2019 千港元 HK\$' 000 (重列) (Restated)
中國	PRC	62,722,980	51,725,781
香港	Hong Kong	7,914	4,073
		62,730,894	51,729,854

於該兩年內，本集團的收入均於中國產生。

The Group's revenue is arisen in the PRC during both years.

收入確認時間

於時間點轉讓貨品

隨時間轉讓服務

來自客戶合同的收入總額

Timing of revenue recognition

Goods transferred at a point in time

Services transferred over time

Total revenue from contracts with customers

45,203,205	45,626,074
10,660,964	11,350,216
55,864,169	56,976,290

有關主要客戶的資料

於該兩年內，並無來自單一外部客戶交易的收益佔本集團收益10%或以上。

Information about major customers

No single external customer contributed revenue from transactions amounting to 10% or more of the revenue of the Group during both years.

6. 收益及分類資料 (續)

來自客戶合同的收入

(i) 分拆收入資料

下表載列本報告期間確認的收入金額，當中包括於報告期初及過往期間履行履約責任所確認的合同負債：

		二零二零年 2020 千港元 HK\$' 000	二零一九年 2019 千港元 HK\$' 000 (重列) (Restated)
所確認的收入 (包括於報告期初的 合同負債)：	Revenue recognised that was included in contract liabilities at the beginning of the reporting period:		
燃氣接駁／設計及建設服務	Gas connection/design and construction services	8,134,133	5,981,169

(ii) 履約責任

有關本集團履約責任的資料概述如下：

銷售及分銷氣體燃料及相關產品

履約責任於交付燃氣後獲履行，付款通常於交付後30日內到期。

燃氣接駁

履約責任隨著服務的提供而逐漸獲履行，付款通常於完成安裝及客戶接受後到期，惟新客戶通常須提前付款。

6. REVENUE AND SEGMENT INFORMATION (CONTINUED)

Revenue from contracts with customers

(i) Disaggregated revenue information

The following table shows the amounts of revenue recognised in the current reporting period that were included in the contract liabilities at the beginning of the reporting period and recognised from performance obligations satisfied in previous periods:

(ii) Performance obligations

Information about the Group's performance obligations is summarised below:

Sale and distribution of gas fuel and related products

The performance obligation is satisfied upon delivery of gas and payment is generally due within 30 days from delivery.

Gas connection

The performance obligation is satisfied over time as services are rendered and payment is generally due upon completion of installation and customer acceptance, except for new customers, where payment in advance is normally required.

6. 收益及分類資料 (續)

來自客戶合同的收入 (續)

(ii) 履約責任 (續)*銷售燃氣器具*

履約責任於交付工業產品時獲履行，付款通常於交付時到期。

設計及建設服務

履約責任隨服務的提供而逐漸獲履行，付款通常於完成安裝及客戶接受後到期，惟新客戶通常須提前付款。

加氣站

履約責任於交付燃氣時獲履行，通常提前付款。

餘下履約責任（未履行或部分未履行）於二零二零年十二月三十一日的交易價格為17,268,667,696港元（二零一九年：16,965,442,279港元）。與燃氣接駁有關的餘下履約責任預計將在不超過三年期間內確認及履行。

6. REVENUE AND SEGMENT INFORMATION (CONTINUED)

Revenue from contracts with customers (Continued)

(ii) Performance obligations (Continued)*Sale of gas appliances*

The performance obligation is satisfied upon delivery of the industrial products and payment is generally due upon delivery.

Design and construction services

The performance obligation is satisfied over time as services are rendered and payment is generally due upon completion of installation and customer acceptance, except for new customers, where payment in advance is normally required.

Gas stations

The performance obligation is satisfied upon delivery of gas and payment is generally in advance.

The transaction prices allocated to the remaining performance (unsatisfied or partially unsatisfied) as at 31st December, 2020 were HK\$17,268,667,696 (2019: HK\$16,965,442,279). The remaining performance obligations related to gas connection are expected to be recognised and satisfied within no more than three years.

綜合財務報表附註

Notes to the Consolidated Financial Statements

截至二零二零年十二月三十一日止年度 For the year ended 31st December, 2020

7. 其他收入

7. OTHER INCOME

		二零二零年 2020 千港元 HK\$'000	二零一九年 2019 千港元 HK\$'000 (重列) (Restated)
其他收入包括：	Other income included:		
延伸服務收入	Extended service income	618,076	572,855
政府補助金	Government grants	147,662	103,420
銀行存款利息收入	Interest income from bank deposits	18,232	34,641
其他存款利息收入(附註)	Interest income from other deposits (note)	271,347	263,255
來自指定按公平值計入 其他全面收益的股本投資 的股息收入	Dividend income from equity investments designated at fair value through other comprehensive income	2,036	3,213
來自存放於同系附屬公司 的存款利息收入	Interest income from deposits placed with a fellow subsidiary	13,006	8,670
來自向同系附屬公司提供貸款 的利息收入	Interest income from a loan to a fellow subsidiary	57,794	39,205
來自提供予中間控股公司貸款 的利息收入	Interest income from a loan to an intermediate holding company	–	16,739
來自合營公司的利息收入	Interest income from joint ventures	1,568	1,326
來自聯營公司的利息收入	Interest income from associates	2,790	299
來自經營租約的租金收入	Rental income from operating leases	43,405	35,492
出售合營公司的收益	Gain on disposal of joint ventures	6,165	153
出售聯營公司的收益	Gain on disposal of an associate	169	–
視為部分出售一間聯營公司 的收益	Gain on deemed partial disposal of an associate	–	224,083

附註：於二零二零年十二月三十一日，來自其他存款的利息收入包括來自位於中國的銀行發放的以人民幣計值的保本存款及銀行融資產品的利息收入。

Note: At 31st December, 2020, interest income from other deposits consisted of interest income from principal protected deposits and bank financing products denominated in RMB issued by banks in the PRC.

8. 財務成本

8. FINANCE COSTS

		二零二零年 2020 千港元 HK\$'000	二零一九年 2019 千港元 HK\$'000 (重列) (Restated)
下列各項的利息：	Interest on:		
銀行及其他借款	Bank and other borrowings	115,301	144,428
優先票據	Senior notes	260,971	274,039
租賃負債的利息	Interest on lease liabilities	16,400	15,790
應付合營公司款項	Amounts due to joint ventures	3,584	6,619
應付中間控股公司款項	Amounts due to intermediate holding companies	51,666	89,364
其他長期負債	Other long-term liabilities	1,498	2,727
		449,420	532,967

綜合財務報表附註

Notes to the Consolidated Financial Statements

截至二零二零年十二月三十一日止年度 For the year ended 31st December, 2020

9. 除稅前溢利

9. PROFIT BEFORE TAXATION

	附註 Notes	二零二零年 2020 千港元 HK\$' 000	二零一九年 2019 千港元 HK\$' 000 (重列) (Restated)
除稅前溢利已扣除／(計入)：	Profit before taxation has been arrived at after charging/(crediting):		
員工成本	Staff costs		
董事酬金	Directors' emoluments	11	8,759
其他員工	Other staff		
— 薪金及紅利	— Salaries and bonus		3,456,353
— 其他福利	— Other benefits		959,067
— 退休福利計劃供款	— Retirement benefit scheme contributions		509,717
員工成本總額	Total staff costs		4,933,896
核數師酬金	Auditor's remuneration		12,943
物業、廠房及設備折舊及減值	Depreciation and impairment of property, plant and equipment	14	1,873,436
投資物業折舊	Depreciation of investment properties	15	4,007
使用權資產折舊	Depreciation of right-of-use assets	16a	176,218
經營權攤銷 (已計入行政開支)	Amortisation of operating rights (included in administrative expenses)	21	64,817
金融及合同資產減值淨額	Impairment of financial and contract assets, net		
— 應收貿易賬款減值淨額	— Impairment of trade receivables, net	23	70,818
— 其他應收款項減值撥回淨額	— Reversal of impairment of other receivables, net	23	(9,652)
— 合同資產減值淨額	— Impairment of contract assets, net	24	7,802
出售物業、廠房及設備虧損	Loss on disposal of property, plant and equipment		12,553
終止使用權資產虧損	Loss on termination of right-of-use assets		1,068
未計入租賃負債計量的租約付款	Lease payments not included in the measurement of lease liabilities	16(c)	80,811

10. 稅項

10. TAXATION

		二零二零年 2020 千港元 HK\$'000	二零一九年 2019 千港元 HK\$'000 (重列) (Restated)
稅項支出包括：	The tax charge comprises:		
即期稅項	Current taxation		
中國企業所得稅以及有關 中國投資已分派溢利及 集團內重組支付的預扣稅 過往年度撥備不足／ (超額撥備)	PRC Enterprise Income Tax, withholding tax paid for distributed profits and intergroup restructuring of investments in the PRC Underprovision/(overprovision) in prior years	2,305,904 49,570	1,985,425 36,416
		2,355,474	2,021,841
遞延稅項(附註33)	Deferred taxation (note 33)	(77,099)	(100,036)
		2,278,375	1,921,805

年內的香港利得稅乃根據來自香港的估計應課稅溢利按稅率16.5%(二零一九年：16.5%)計提撥備。本公司及其於香港經營的附屬公司於兩個年度內並無應課稅溢利，因此，並無於綜合財務報表內計提香港利得稅撥備。

根據中華人民共和國企業所得稅法(「企業所得稅法」)及企業所得稅法實施條例，中國附屬公司的稅率為25%，惟若干集團實體享有各種優惠稅率或稅項減免。

根據財政部及國家稅務總局聯合下發的通知(財稅二零一一年第1號)，外資企業僅於向外國投資者分派其於二零零八年一月一日前賺取的溢利時可豁免繳納預扣稅；而於該日後根據所產生溢利而分派的股息則須根據新稅法第3條及第27條以及其詳細實施規則第91條按5%或10%的稅率繳納企業所得稅(由中國實體扣除)。

Hong Kong Profits Tax has been provided at the rate of 16.5% (2019: 16.5%) on the estimated assessable profits arising in Hong Kong during the year. The Company and its subsidiaries operating in Hong Kong did not have assessable profits, accordingly no provision for Hong Kong Profits Tax has been made in the consolidated financial statements for both years.

Under the Law of the People's Republic of China on Enterprise Income Tax (the "EIT Law") and Implementation Regulation of the EIT Law, the tax rate of the PRC subsidiaries is 25% except for certain group entities which are entitled to various concessionary tax rates or tax exemptions and reliefs.

According to a joint circular of the Ministry of Finance and the State Administration of Taxation, Cai Shui 2011 No. 1, only the profits earned by foreign-investment enterprises prior to 1st January, 2008, when distributed to foreign investors, can be grandfathered and exempted from withholding tax. Whereas, dividend distributed out of the profits generated thereafter, shall be subject to the Enterprise Income Tax at 5% or 10% and withheld by the PRC entities, pursuant to Articles 3 and 27 of the New Law and Article 91 of its Detailed Implementation Rules.

綜合財務報表附註

Notes to the Consolidated Financial Statements

截至二零二零年十二月三十一日止年度 For the year ended 31st December, 2020

10. 稅項 (續)

年內稅項支出與綜合損益及其他全面收益表上除稅前溢利的對賬如下：

10. TAXATION (CONTINUED)

The tax charge for the year can be reconciled to the profit before taxation per consolidated statement of profit or loss and other comprehensive income as follows:

		二零二零年 2020 千港元 HK\$' 000	二零一九年 2019 千港元 HK\$' 000 (重列) (Restated)
除稅前溢利	Profit before taxation	8,990,263	8,421,548
按適用所得稅率25% (二零一九年：25%) 計算的稅項	Tax at the applicable income tax rate of 25% (2019: 25%)	2,247,566	2,105,387
就稅務用途不可扣減開支的 稅務影響	Tax effect of expenses not deductible for tax purposes	194,299	195,556
就稅務用途毋須課稅收入的 稅務影響	Tax effect of income not taxable for tax purposes	(37,425)	(139,296)
應佔合營公司業績的稅務影響	Tax effect of share of results of joint ventures	(164,224)	(125,621)
應佔聯營公司業績的稅務影響	Tax effect of share of results of associates	(64,605)	(58,910)
未確認稅項虧損的稅務影響	Tax effect of tax losses not recognised	21,485	76,459
動用過往並未確認的稅項虧損	Utilisation of tax losses previously not recognised	(6,794)	(46,461)
按優惠稅率計算的所得稅	Income tax at concessionary rates	(52,079)	(83,293)
有關中國投資可分派溢利及 集團內重組支付的預扣稅	Withholding tax paid for distributable profits and intergroup restructuring of investments in the PRC	96,079	(36,147)
過往年度撥備不足／ (超額撥備)	Underprovision/(overprovision) in prior years	49,570	36,416
其他	Others	(5,497)	(2,285)
年內稅項支出	Tax charge for the year	2,278,375	1,921,805

11. 董事及行政總裁酬金及五名最高薪僱員

董事

已付或應付董事的酬金如下：

董事姓名	Name of directors	二零二零年					二零一九年				
		袍金	薪金及其他福利	論功行賞的獎金	退休福利計劃供款	合計	袍金	薪金及其他福利	論功行賞的獎金	退休福利計劃供款	合計
		Fees	Salaries and other benefits	Performance related payments	Retirement benefit schemes contributions	Total	Fees	Salaries and other benefits	Performance related incentive payments	Retirement benefit schemes contributions	Total
		千港元	千港元	千港元	千港元	千港元	千港元	千港元	千港元	千港元	千港元
		HK\$'000	HK\$'000	HK\$'000	HK\$'000	HK\$'000	HK\$'000	HK\$'000	HK\$'000	HK\$'000	HK\$'000
執行董事	Executive directors										
史寶峰	Shi Baofeng	-	1,501	2,564	51	4,116	-	1,775	4,746	98	6,619
葛彬	Ge Bin	-	1,317	2,250	76	3,643	-	1,512	5,755	101	7,368
非執行董事	Non-executive directors										
王傳棟(附註(a))	Wang Chuandong (Note (a))	-	-	-	-	-	-	-	-	-	-
陳鷹(附註(a))	Chen Ying (Note (a))	-	-	-	-	-	-	-	-	-	-
王彥(附註(a))	Wang Yan (Note (a))	-	-	-	-	-	-	-	-	-	-
溫雪飛(附註(a))	Wan Suet Fei (Note (a))	-	-	-	-	-	-	-	-	-	-
景世青(附註(a))	Jing Shiqing (Note (a))	-	-	-	-	-	-	-	-	-	-
獨立非執行董事	Independent non-executive directors										
黃得勝	Wong Tak Sing	250	-	-	-	250	200	-	-	-	200
俞漢度	Yu Hon To, David	250	-	-	-	250	200	-	-	-	200
楊玉川	Yang Yuchuan	250	-	-	-	250	200	-	-	-	200
胡曉勇(附註(b))	Hu Xiaoyong (Note (b))	250	-	-	-	250	183	-	-	-	183
		1,000	2,818	4,814	127	8,759	783	3,287	10,501	199	14,770

附註：

(a) 王傳棟先生、陳鷹先生、王彥先生、溫雪飛女士及景世青先生於二零二零年及二零一九年的酬金由華潤(集團)有限公司承擔。

(b) 胡曉勇先生於二零一九年一月三十一日就任獨立非執行董事。

Notes:

(a) The emoluments of Mr. Wang Chuandong, Mr. Chen Ying, Mr. Wang Yan, Ms. Wan Suet Fei and Mr. Jing Shiqing for 2020 and 2019 are borne by China Resources (Holdings) Company Limited.

(b) Mr. Hu Xiaoyong was appointed as an independent non-executive director on 31st January, 2019.

11. 董事及行政總裁酬金及五名最高薪僱員 (續)

以上所載執行董事的酬金乃主要針對彼等對本公司及本集團管理事務提供的服務。以上所載非執行董事及獨立非執行董事的酬金乃主要針對彼等作為本公司董事的服務。

行政總裁或任何董事概無於該兩個年度放棄任何酬金。

僱員

本集團五名最高薪人士包括兩名(二零一九年：兩名)執行董事，彼等的酬金詳情載於上文。年內其餘三名(二零一九年：三名)最高薪僱員(彼等並非本集團董事或行政總裁)的酬金詳情如下：

11. DIRECTORS' AND CHIEF EXECUTIVE'S EMOLUMENTS AND FIVE HIGHEST PAID EMPLOYEES (CONTINUED)

The executive directors' emoluments shown above were paid for their services in connection with the management of the affairs of the Company and the Group. The emoluments of the non-executive directors and independent non-executive directors shown above were paid for their services as directors of the Company.

Neither the chief executive nor any of the directors waived any emoluments in both years.

Employees

The five highest paid individuals of the Group included two executive directors (2019: two), details of whose emoluments are set out above. Details of the emoluments for the year of the remaining three (2019: three) highest paid employees who are neither a director nor chief executive of the Group are as follows:

		二零二零年 2020 千港元 HK\$' 000	二零一九年 2019 千港元 HK\$' 000
薪金及其他福利	Salaries and other benefits	3,536	4,031
論功行賞的獎金	Performance related incentive payments	5,828	14,061
退休福利計劃供款	Retirement benefit scheme contributions	153	298
		9,517	18,390

上述僱員的酬金介乎以下範圍：

The emoluments of the above employees are within the following bands:

		二零二零年 2020 僱員人數 Number of employees	二零一九年 2019 僱員人數 Number of employees
2,500,001港元至3,000,000港元	HK\$2,500,001 to HK\$3,000,000	2	–
3,000,001港元至3,500,000港元	HK\$3,000,001 to HK\$3,500,000	1	–
5,500,001港元至6,000,000港元	HK\$5,500,001 to HK\$6,000,000	–	1
6,000,001港元至6,500,000港元	HK\$6,000,001 to HK\$6,500,000	–	2
		3	3

12. 股息

12. DIVIDENDS

		二零二零年 2020 千港元 HK\$'000	二零一九年 2019 千港元 HK\$'000 (重列) (Restated)
年內確認為分派的股息：	Dividends recognised as distribution during the year:		
二零二零年中期股息－ 每股15港仙 (二零一九年：二零一九年 中期股息－每股15港仙)	2020 interim dividend－ 15 HK cents per share (2019: 2019 interim dividend－ 15 HK cents per share)	340,232	326,740
二零一九年末期股息－ 每股72港仙 (二零一九年：二零一八年 末期股息－每股62港仙)	2019 final dividend－ 72 HK cents per share (2019: 2018 final dividend－ 62 HK cents per share)	1,633,115	1,350,494
		1,973,347	1,677,234

董事建議派付截至二零二零年十二月三十一日止年度的末期股息每股78港仙(二零一九年：72港仙)，總額達1,769,208,000港元(二零一九年：1,633,115,000港元)。

The directors recommend the payment of a final dividend of 78 HK cents (2019: 72 HK cents) per share for the year ended 31st December, 2020 in an aggregate amount of HK\$1,769,208,000 (2019: HK\$1,633,115,000).

13. 每股盈利

每股基本盈利乃按以下數據計算：

13. EARNINGS PER SHARE

The calculation of the basic earnings per share is based on the following data:

		二零二零年 2020 千港元 HK\$'000	二零一九年 2019 千港元 HK\$'000 (重列) (Restated)
盈利：	Earnings:		
用以計算每股基本盈利的 盈利(本公司擁有人 應佔年內溢利)	Earnings for the purposes of basic earnings per share (profit for the year attributable to owners of the Company)	5,151,292	5,043,477
股份數目：	Number of shares:	二零二零年 2020	二零一九年 2019
用以計算每股基本盈利的 加權平均已發行股份數目 減為獎勵計劃持有的股份	Weighted average number of shares in issue less shares held for incentive award scheme for the purpose of basic earnings per share	2,232,313,848	2,178,215,487

由於兩個年度並無已發行的潛在普通股，故並無呈列每股攤薄盈利。

No diluted earnings per share is presented as there were no potential ordinary shares in issue for both years.

14. 物業、廠房及設備

14. PROPERTY, PLANT AND EQUIPMENT

		樓宇 Buildings 千港元 HK\$'000	廠房、機器 及設備 Plant, machinery and equipment 千港元 HK\$'000	燃氣管道 Gas pipelines 千港元 HK\$'000	傢俬及裝置 Furniture and fixtures 千港元 HK\$'000	租賃物業裝修 Leasehold improvements 千港元 HK\$'000	汽車 Motor vehicles 千港元 HK\$'000	在建工程 Construction in progress 千港元 HK\$'000	合計 Total 千港元 HK\$'000
本集團	THE GROUP								
成本	COST								
於二零一九年一月一日 (重列)	At 1st January, 2019 (Restated)	4,752,278	3,380,973	25,266,063	514,877	397,748	632,608	3,417,033	38,361,580
添置	Additions	26,558	323,560	133,293	212,860	32,347	50,465	3,902,917	4,682,000
收購附屬公司	Acquisition of subsidiaries	26,933	16,811	214,187	3,454	67	1,307	28,396	291,155
出售	Disposals	(29,933)	(105,385)	(65,812)	(23,280)	(7,565)	(51,604)	(40,119)	(323,698)
重新分類	Reclassification	312,664	232,504	4,327,557	4,547	31,052	-	(4,908,324)	-
轉至使用權資產	Transfer to right-of-use assets	-	-	-	-	-	-	(22,272)	(22,272)
轉至投資物業	Transfer to investment properties	(12,993)	-	-	-	-	-	-	(12,993)
匯兌調整	Exchange adjustments	(110,126)	(91,860)	(576,245)	(12,089)	(5,594)	(17,385)	(120,008)	(933,307)
於二零一九年十二月三十一日 (重列)	At 31st December, 2019 (Restated)	4,965,381	3,756,603	29,299,043	700,369	448,055	615,391	2,257,623	42,042,465
添置	Additions	27,000	244,158	29,045	269,383	32,265	62,573	4,526,708	5,191,132
收購附屬公司	Acquisition of subsidiaries	136,902	38,973	1,199,358	25,585	-	8,164	55,573	1,464,555
出售	Disposals	(27,260)	(65,355)	(75,441)	(44,999)	(3,406)	(74,846)	(9,350)	(300,657)
重新分類	Reclassification	289,506	170,368	3,232,071	7,168	2,125	-	(3,701,238)	-
轉至投資物業	Transfer to investment properties	(10,309)	-	-	-	-	-	-	(10,309)
匯兌調整	Exchange adjustments	362,993	317,487	2,050,287	59,898	19,642	50,777	220,968	3,082,052
於二零二零年十二月三十一日	At 31st December, 2020	5,744,213	4,462,234	35,734,363	1,017,404	498,681	662,059	3,350,284	51,469,238
折舊及減值	DEPRECIATION AND IMPAIRMENT								
於二零一九年一月一日 (重列)	At 1st January, 2019 (Restated)	614,033	1,011,011	4,229,545	318,588	265,318	308,076	26,324	6,772,895
年度撥備	Provided for the year	181,632	355,999	1,005,201	73,814	20,569	75,615	-	1,712,830
出售時撇除	Eliminated on disposals	(8,068)	(72,372)	(10,443)	(16,737)	(3,406)	(46,590)	(3,333)	(160,949)
轉至投資物業	Transfer to investment properties	(2,437)	-	-	-	-	-	-	(2,437)
匯兌調整	Exchange adjustments	(23,838)	(47,930)	(124,141)	(9,366)	(3,075)	(11,823)	(213)	(220,386)
於二零一九年十二月三十一日 (重列)	At 31st December, 2019 (Restated)	761,322	1,246,708	5,100,162	366,299	279,406	325,278	22,778	8,101,953
年度撥備	Provided for the year	220,973	418,189	1,024,558	101,300	37,844	70,229	343	1,873,436
出售時撇除	Eliminated on disposals	(13,116)	(55,151)	(49,321)	(25,160)	(692)	(65,667)	-	(209,107)
轉至投資物業	Transfer to investment properties	(3,708)	-	-	-	-	-	-	(3,708)
匯兌調整	Exchange adjustments	86,968	165,891	440,303	33,527	11,233	35,609	363	773,894
於二零二零年十二月三十一日	At 31st December, 2020	1,052,439	1,775,637	6,515,702	475,966	327,791	365,449	23,484	10,536,468
賬面值	CARRYING VALUES								
於二零二零年十二月三十一日	At 31st December, 2020	4,691,774	2,686,597	29,218,661	541,438	170,890	296,610	3,326,800	40,932,770
於二零一九年十二月三十一日 (重列)	At 31st December, 2019 (Restated)	4,204,059	2,509,895	24,198,881	334,070	168,649	290,113	2,234,845	33,940,512

14. 物業、廠房及設備(續)

上述物業、廠房及設備項目(在建工程除外)按估計可使用年期在計及其估計剩餘價值後以直線法予以折舊:

樓宇	25至40年
Buildings	25 to 40 years
廠房、機器及設備	5至20年
Plant, machinery and equipment	5 to 20 years
燃氣管道	20至30年
Gas pipelines	20 to 30 years
傢俬及裝置	3至12年
Furniture and fixtures	3 to 12 years
租賃物業裝修	3至5年
Leasehold improvements	3 to 5 years
汽車	3 $\frac{1}{3}$ 至10年
Motor vehicles	3 $\frac{1}{3}$ to 10 years

本集團的樓宇位於中國土地上。

14. PROPERTY, PLANT AND EQUIPMENT (CONTINUED)

The above items of property, plant and equipment, other than construction in progress, are depreciated over their estimated useful lives and after taking into account their estimated residual values, using the straight-line method, as follows:

The Group's buildings are situated on the land in the PRC.

15. 投資物業

15. INVESTMENT PROPERTIES

		附註 Notes	千港元 HK\$' 000
成本	COST		
於二零一九年一月一日(重列)	At 1st January, 2019 (Restated)		104,435
收購附屬公司	Acquisition of a subsidiary		157
自使用權資產轉出	Transfer from right-of-use assets		9,767
自物業、廠房及設備轉出	Transfer from property, plant and equipment		12,993
匯兌調整	Exchange adjustments		(2,602)
於二零一九年十二月三十一日(重列)	At 31st December, 2019 (Restated)		124,750
自物業、廠房及設備轉出	Transfer from property, plant and equipment	14	10,309
匯兌調整	Exchange adjustments		8,024
於二零二零年十二月三十一日	At 31st December, 2020		143,083
折舊	DEPRECIATION		
於二零一九年一月一日(重列)	At 1st January, 2019 (Restated)		36,253
年度撥備	Provided for the year		3,952
自使用權資產轉出	Transfer from right-of-use assets		1,443
自物業、廠房及設備轉出	Transfer from property, plant and equipment		2,437
匯兌調整	Exchange adjustments		(1,062)
於二零一九年十二月三十一日(重列)	At 31st December, 2019 (Restated)		43,023
年度撥備	Provided for the year		4,007
自物業、廠房及設備轉出	Transfer from property, plant and equipment	14	3,708
匯兌調整	Exchange adjustments		2,920
於二零二零年十二月三十一日	At 31st December, 2020		53,658
賬面值	CARRYING VALUES		
於二零二零年十二月三十一日	At 31st December, 2020		89,425
於二零一九年十二月三十一日(重列)	At 31st December, 2019 (Restated)		81,727

本集團所有用以賺取租金收入的物業權益皆以成本模式計量，並分類為投資物業入賬。折舊乃按剩餘租賃年期以直線法撇銷投資物業的成本計提。

於二零二零年及二零一九年十二月三十一日，本集團的所有投資物業均位於中國。

All of the Group's property interests to earn rentals are measured using the cost model and are classified and accounted for as investment properties. Depreciation is provided to write off the cost of investment properties using the straight-line method over the remaining terms of the leases.

At 31st December, 2020 and 2019, all of the Group's investment properties were situated in the PRC.

16. 租賃

本集團作為承租人

本集團有用於其業務營運的樓宇、廠房、機器及設備多個項目的租賃合約。已提前作出一次性付款以向業主收購租賃土地，租期為2至50年，而根據該等土地租賃的條款，將不會繼續支付任何款項。樓宇的租期通常為2至25年，而廠房、機器及設備的租期通常介乎2至24年。

(a) 使用權資產

本集團年內使用權資產的賬面值及變動如下：

16. LEASES

The Group as a lessee

The Group has lease contracts for various items of buildings, plant, machinery and equipment used in its operations. Lump sum payments were generally made upfront to acquire the leased land from the owners with lease periods of 2 to 50 years, and no ongoing payments will be made under the terms of these land leases. Leases of buildings generally have lease terms between 2 and 25 years, and leases of plant, machinery and equipment have lease terms between 2 and 24 years.

(a) Right-of-use assets

The carrying amounts of the Group's right-of-use assets and the movements during the year are as follows:

		租賃土地	樓宇	廠房、機器 及設備	合計
		Leasehold land	Buildings	Plant, machinery and equipment	Total
	附註	千港元 HK\$'000	千港元 HK\$'000	千港元 HK\$'000	千港元 HK\$'000
	Notes				
於二零一九年一月一日 (重列)	As at 1st January, 2019 (Restated)	2,223,426	269,436	12,574	2,505,436
添置	Additions	228,913	5,971	59	234,943
收購附屬公司	Acquisition of subsidiaries	20,928	-	-	20,928
自物業、廠房及設備轉出	Transfer from property, plant and equipment	22,272	-	-	22,272
轉至投資物業	Transfer to investment properties	(8,324)	-	-	(8,324)
出售	Disposals	(6,852)	-	-	(6,852)
折舊開支	Depreciation charge	(103,847)	(78,155)	(2,644)	(184,646)
匯兌調整	Exchange adjustments	(51,199)	(6,173)	(283)	(57,655)
於二零一九年 十二月三十一日(重列)	As at 31st December, 2019 (Restated)	2,325,317	191,079	9,706	2,526,102
添置	Additions	313,136	4,598	431	318,165
收購附屬公司	Acquisition of subsidiaries	43,271	-	-	43,271
出售	Disposals	(7,282)	-	-	(7,282)
折舊開支	Depreciation charge	(98,386)	(75,705)	(2,127)	(176,218)
匯兌調整	Exchange adjustments	108,050	4,035	113	112,198
於二零二零年 十二月三十一日	As at 31st December, 2020	2,684,106	124,007	8,123	2,816,236

16. 租賃 (續)

本集團作為承租人 (續)

(b) 租賃負債

年內租賃負債的賬面值 (計入計息銀行及其他借款項下) 及變動如下:

		二零二零年 2020 千港元 HK\$'000	二零一九年 2019 千港元 HK\$'000 (重列) (Restated)
於一月一日的賬面值	Carrying amount at 1st January	361,167	466,430
新租賃	New leases	22,332	21,699
年內已確認利息增幅	Accretion of interest recognised during the year	16,400	15,790
匯兌調整	Exchange adjustments	25,812	(8,503)
付款	Payments	(107,235)	(134,249)
於十二月三十一日的賬面值 (附註)	Carrying amount at 31st December (Note)	318,476	361,167
分析為:	Analysed into:		
流動部分	Current portion	98,946	92,177
非流動部分	Non-current portion	219,530	268,990

附註: 租賃負債40,295,000港元 (二零一九年: 63,882,000港元) 為應付同系附屬公司。

Note: Lease liability of HK\$40,295,000 (2019: HK\$63,882,000) is to a fellow subsidiary.

(c) 於損益中確認的租賃相關款項如下:

(c) The amounts recognised in profit or loss in relation to leases are as follows:

		二零二零年 2020 千港元 HK\$'000	二零一九年 2019 千港元 HK\$'000 (重列) (Restated)
租賃負債利息	Interest on lease liabilities	16,400	15,790
使用權資產折舊開支	Depreciation charge of right-of-use assets	176,218	184,646
與短期租賃及低價值資產租賃有關的開支 (計入行政開支及銷售及分銷開支)	Expense relating to short-term leases and leases of low-value assets (included in administrative expenses and selling and distribution expenses)	80,811	108,749
損益中確認款項總額	Total amount recognised in profit or loss	273,429	309,185

16. 租賃 (續)

本集團作為出租人

於二零二零年十二月三十一日，日後本集團根據與其租戶之不可撤銷經營租賃的應收未貼現租賃款項如下：

16. LEASES (CONTINUED)

The Group as a lessor

At 31st December, 2020, the undiscounted lease payments receivable by the Group in future periods under non-cancellable operating leases with its tenants are as follows:

		二零二零年 2020 千港元 HK\$' 000	二零一九年 2019 千港元 HK\$' 000 (重列) (Restated)
一年內	Within one year	8,861	9,195
第二年至第五年 (包括首尾兩年)	In the second to fifth years inclusive	15,161	21,437
五年以後	After five years	3,535	8,382
		27,557	39,014

17. 於合營公司的權益

17. INTERESTS IN JOINT VENTURES

		二零二零年 2020 千港元 HK\$' 000	二零一九年 2019 千港元 HK\$' 000 (重列) (Restated)
應佔淨資產	Share of net assets	10,780,204	8,327,867
收購產生的商譽	Goodwill on acquisition	1,334,628	903,117
		12,114,832	9,230,984

於報告期末，本集團的主要合營公司詳情載於附註46。

Details of the Group's principal joint ventures at the end of the reporting period are set out in note 46.

17. 於合營公司的權益 (續)

主要合營公司的財務資料概要

有關本集團主要合營公司的財務資料概要載列如下。

合營公司乃於本綜合財務報表中按權益法入賬：

Summarised financial information of material joint ventures

The summarised financial information in respect of the Group's material joint ventures is set out below.

The joint ventures are accounted for using the equity method in these consolidated financial statements:

	廈門華潤燃氣有限公司		洋燃華潤燃氣有限公司		南昌市燃氣集團有限公司		福州華潤燃氣有限公司		青島能源華潤燃氣有限公司		華潤燃氣有限公司	
	二零二零年	二零一九年	二零二零年	二零一九年	二零二零年	二零一九年	二零二零年	二零一九年	二零二零年	二零一九年	二零二零年	二零一九年
	2020	2019	2020	2019	2020	2019	2020	2019	2020	2019	2020	2019
流動資產	597,471	749,789	2,356,633	2,743,167	354,410	370,096	1,484,852	1,154,056	1,248,487	1,027,909	4,312,946	4,312,946
非流動資產	2,491,230	2,335,885	9,661,704	8,665,475	2,100,919	1,735,771	2,119,750	1,897,052	2,485,665	2,209,386	1,440,015	1,440,015
流動負債	(1,443,874)	(1,504,636)	(5,167,979)	(5,237,015)	(927,999)	(649,367)	(1,911,643)	(1,623,134)	(2,118,167)	(1,809,930)	(599,770)	(599,770)
非流動負債	(63,633)	(72,205)	(1,651,269)	(1,610,465)	(535,256)	(596,203)	-	-	(18,254)	(24,672)	(1,044)	(1,044)
上述資產及負債金額 包括下列各項：												
現金及現金等值	255,721	285,596	1,022,025	1,074,863	160,924	178,806	614,298	577,171	786,678	703,221	1,721,238	1,721,238
流動金融負債 (不包括應付貿易賬款 及其他應付款項及撥備)	(657,761)	-	(237,632)	(446,540)	(987,934)	(204,292)	-	-	(891,714)	(1,049,030)	-	-
非流動金融負債 (不包括應付貿易賬款 及其他應付款項及撥備)	-	-	(1,524,528)	(1,477,378)	-	-	-	-	-	-	-	-

華潤燃氣
有限公司
(附註46)

17. 於合營公司的權益 (續)

主要合營公司的財務資料概要 (續)

17. INTERESTS IN JOINT VENTURES (CONTINUED) Summarised financial information of material joint ventures (Continued)

	廈門華潤燃氣有限公司	漳州華潤燃氣有限公司	南昌市燃氣集團有限公司	福州華潤燃氣有限公司	青島能源華潤燃氣有限公司	華潤華潤興光燃氣有限公司
	二零一九年	二零一九年	二零一九年	二零一九年	二零一九年	白二零二零年
						八月一日
						至二零二零年
						十二月三十一日
						from 1st August,
						2020 to
	2020	2020	2020	2020	2020	31st December,
	千港元	千港元	千港元	千港元	千港元	2020
	HK\$ '000	HK\$ '000	HK\$ '000	HK\$ '000	HK\$ '000	千港元
燃氣接駁收入	331,840	413,362	551,462	400,390	206,097	52,982
其他收入	1,194,825	8,095,669	1,450,343	2,427,119	1,553,974	1,295,924
收入	1,526,665	8,510,031	2,001,805	2,827,509	1,760,071	1,348,906
年內溢利/(虧損)及 全面收益/(虧損)總額	103,307	105,313	242,355	222,713	114,514	56,827
年內已收合營公司股息	53,567	-	85,278	27,355	-	-
上述年內溢利/(虧損) 金額包括下列各項： 折舊及攤銷	106,782	439,051	78,662	103,534	101,891	64,291
利息收入	2,572	16,110	1,439	7,879	4,966	31,579
利息支出	499	74,677	12,021	-	40,636	-
所得稅開支	54,909	-	91,646	84,590	15,853	29,260

17. 於合營公司的權益 (續)

上述財務資料概要與於綜合財務報表內確認的合營公司權益的賬面值對賬如下：

17. INTERESTS IN JOINT VENTURES (CONTINUED)

A reconciliation of the above summarised financial information to the carrying amounts of the interests in joint ventures recognised in the consolidated financial statements is as follows:

	廈門華潤燃氣有限公司		海峽華潤燃氣有限公司		南昌市燃氣集團有限公司		福州華潤燃氣有限公司		青島能源華潤燃氣有限公司		華潤華潤興光燃氣有限公司	
	二零二零年	二零一九年	二零二零年	二零一九年	二零二零年	二零一九年	二零二零年	二零一九年	二零二零年	二零一九年	二零二零年	二零一九年
	千港元	千港元	千港元	千港元	千港元	千港元	千港元	千港元	千港元	千港元	千港元	千港元
	HK\$'000	HK\$'000	HK\$'000	HK\$'000	HK\$'000	HK\$'000	HK\$'000	HK\$'000	HK\$'000	HK\$'000	HK\$'000	HK\$'000
擁有人應佔合營公司資產淨值	1,592,384	1,509,034	5,195,089	4,762,162	992,074	865,697	1,617,662	1,366,892	1,543,220	1,354,421	5,192,147	5,192,147
本集團於合營公司的權益佔合營公司資產淨值的比例	49%	49%	49%	49%	49%	49%	49%	49%	49%	49%	49%	49%
商譽	780,268	739,427	2,347,553	2,333,459	486,116	424,191	792,664	669,778	756,177	663,666	2,544,151	2,544,151
於收購時公平值調整的影響	-	-	-	-	449,451	422,287	387,507	364,087	71,960	67,610	373,417	373,417
本集團於合營公司的權益的賬面值	780,268	739,427	2,547,553	2,333,459	1,048,778	958,495	1,295,906	1,148,303	828,137	731,276	3,292,765	3,292,765

主要合營公司乃主要從事與本集團相似的活動，對本集團銷售天然氣及液化石油氣、建設燃氣接駁合同項下的燃氣管網、銷售燃氣器具及相關產品、有關燃氣接駁項目的設計、建設、顧問及管理以及於天然氣加氣站銷售氣體燃料具有戰略意義。其主要營業地點位於中國。

The material joint ventures are all principally engaged in similar activities to the Group and are strategic to the Group's activities of the sale of natural gas and liquefied petroleum gas, the construction of gas pipeline networks under gas connection contracts, the sale of gas appliances and related products, the design, construction, consultancy and management for gas connection projects and the sale of gas fuel in natural gas filling stations. Their principal place of business is the PRC.

17. 於合營公司的權益 (續)

單獨而言並非屬重大的合營公司的總計資料

17. INTERESTS IN JOINT VENTURES (CONTINUED)

Aggregate information of joint ventures that are not individually material

		二零二零年 2020 千港元 HK\$' 000	二零一九年 2019 千港元 HK\$' 000 (重列) (Restated)
本集團應佔溢利及全面收益總額	The Group's share of profit and total comprehensive income	273,591	328,970
燃氣接駁收入總額	Aggregate gas connection income	1,602,661	1,656,323
本集團於該等合營公司的權益賬面值總額	Aggregate carrying amount of the Group's interests in these joint ventures	2,321,425	3,320,024

18. 於聯營公司的權益

18. INTERESTS IN ASSOCIATES

		二零二零年 2020 千港元 HK\$' 000	二零一九年 2019 千港元 HK\$' 000 (重列) (Restated)
應佔淨資產	Share of net assets	4,076,949	3,806,363
收購產生的商譽	Goodwill on acquisition	5,077	4,771
		4,082,026	3,811,134
上市投資的公平值 (附註)	Fair value of listed investments (Note)	7,126,327	9,068,624

附註：上市股份的公平值計量（第一級公平值計量）乃來自活躍市場的市價報價。

Note: The fair value measurements of the listed shares (Level 1 fair value measurements) are derived from quoted prices in an active market.

於報告期末，本集團的主要聯營公司詳情載於附註47。

Details of the Group's principal associates at the end of the reporting period are set out in note 47.

18. 於聯營公司的權益(續)

主要聯營公司的財務資料概要：

本集團的主要聯營公司重慶燃氣集團股份有限公司(「重慶燃氣」)及成都燃氣集團股份有限公司(「成都燃氣」)的財務資料概要載列如下。

該等聯營公司乃使用權益法於本綜合財務報表中入賬。

18. INTERESTS IN ASSOCIATES (CONTINUED)

Summarised financial information of material associate:

Summarised financial information in respect of 重慶燃氣集團股份有限公司(“重慶燃氣”) and 成都燃氣集團股份有限公司(“成都燃氣”), the Group's material associates, are set out below.

The associates are accounted for using the equity method in these consolidated financial statements.

		重慶燃氣		成都燃氣	
		二零二零年	二零一九年	二零二零年	二零一九年
		2020	2019	2020	2019
		千港元	千港元	千港元	千港元
		HK\$' 000	HK\$' 000	HK\$' 000	HK\$' 000
流動資產	Current assets	3,401,953	2,807,791	3,286,938	3,216,729
非流動資產	Non-current assets	7,867,634	7,069,145	5,039,493	4,281,998
流動負債	Current liabilities	(5,217,132)	(2,630,476)	(3,567,175)	(2,967,587)
非流動負債	Non-current liabilities	(371,716)	(2,196,184)	(282,778)	(460,616)
非控股權益	Non-controlling interests	481,997	449,149	81,316	177,267

		重慶燃氣		成都燃氣	
		二零二零年	二零一九年	二零二零年	二零一九年
		2020	2019	2020	2019
		千港元	千港元	千港元	千港元
		HK\$' 000	HK\$' 000	HK\$' 000	HK\$' 000
收入	Revenue	7,417,078	7,892,698	4,699,119	5,378,986
年內溢利及全面收益總額	Profit and total comprehensive income for the year	436,708	448,560	487,837	549,271
年內已收聯營公司股息	Dividends received from the associates for the year	29,107	28,051	78,132	—

18. 於聯營公司的權益 (續)

主要聯營公司的財務資料概要 (續)

上述財務資料概要與於綜合財務報表內確認的聯營公司權益的賬面值對賬如下：

		重慶燃氣		成都燃氣	
		二零二零年 2020 千港元 HK\$' 000	二零一九年 2019 千港元 HK\$' 000	二零二零年 2020 千港元 HK\$' 000	二零一九年 2019 千港元 HK\$' 000
擁有人應佔聯營公司的 資產淨值	Net assets of the associate attributable to owners	5,198,742	4,601,127	4,395,162	3,893,257
本集團於聯營公司的 擁有權權益比例	Proportion of the Group's ownership interests in associates	22.49%	22.49%	32.40%	32.40%
商譽	Goodwill	3,466	3,257	1,611	1,514
於收購時公平值調整 的影響	Effect of fair value adjustments at acquisition	573,354	564,445	111,082	119,822
本集團於聯營公司權益 的賬面值	Carrying amount of the Group's interests in associates	1,746,017	1,602,495	1,536,725	1,382,751

主要聯營公司乃主要從事與本集團相似的活動，對本集團銷售天然氣及液化石油氣、建設燃氣接駁合同項下的燃氣管網、有關燃氣接駁項目的設計、建設、顧問及管理以及於天然氣加氣站銷售氣體燃料具有戰略意義。其主要營業地點位於中國。

單獨而言並非屬重大的聯營公司的總計資料

		二零二零年 2020 千港元 HK\$' 000	二零一九年 2019 千港元 HK\$' 000 (重列) (Restated)
本集團應佔溢利 及全面收益總額	The Group's share of profit and total comprehensive income	52,009	23,017
本集團於該等聯營公司權益 的賬面值總額	Aggregate carrying amount of the Group's interests in these associates	799,284	825,888

18. INTERESTS IN ASSOCIATES (CONTINUED)

Summarised financial information of material associates
(Continued)

A reconciliation of the above summarised financial information to the carrying amounts of the interests in the associates recognised in the consolidated financial statements is as follows:

The material associates are principally engaged in similar activities to the Group and are strategic to the Group's activities of the sale of natural gas and liquefied petroleum gas, the construction of gas pipelines networks under gas connection contracts, the design, construction, consultancy and management for gas connection projects and the sale of gas fuel in natural gas filling stations. Their principal place of business is the PRC.

Aggregate information of associates that are not individually material

19. 指定按公平值計入其他全面收益的股本投資

19. EQUITY INVESTMENTS DESIGNATED AT FAIR VALUE THROUGH OTHER COMPREHENSIVE INCOME

		二零二零年 2020 千港元 HK\$'000	二零一九年 2019 千港元 HK\$'000 (重列) (Restated)
指定按公平值計入其他全面收益的股本投資	Equity investments designated at fair value through other comprehensive income		
上市股本投資，按公平值	Listed equity investments, at fair value	3,748	4,264
非上市股本投資，按公平值	Unlisted equity investments, at fair value	149,352	141,994
		153,100	146,258

上述股本投資為不可撤回地指定按公平值計入其他全面收益，因為本集團認為該等投資屬戰略性質。

The above equity investments were irrevocably designated at fair value through other comprehensive income as the Group considers these investments to be strategic in nature.

於截至二零二零年十二月三十一日止年度，本集團自股本投資共收取股息2,036,000港元（二零一九年：3,213,000港元）。

During the year ended 31st December, 2020, the Group received dividends in the amount of HK\$2,036,000 (2019: HK\$3,213,000) from the equity investments.

20. 商譽

20. GOODWILL

		附註 Notes	千港元 HK\$'000
賬面值	CARRYING VALUE		
於二零一九年一月一日	At 1st January, 2019		668,860
收購附屬公司	Acquisition of a subsidiary		15,402
匯兌調整	Exchange adjustments		(14,892)
於二零一九年十二月三十一日	At 31st December, 2019		669,370
收購附屬公司	Acquisition of subsidiaries	37	185,052
匯兌調整	Exchange adjustments		49,534
於二零二零年十二月三十一日	At 31st December, 2020		903,956

20. 商譽 (續)

由業務合併所取得的商譽會分配到各預期將受惠於該業務合併之現金產生單位(「現金產生單位」)。就商譽減值測試而言，管理層視各附屬公司為獨立的現金產生單位。於報告期末，商譽的賬面值主要指由收購以下附屬公司所產生的商譽：

20. GOODWILL (CONTINUED)

Goodwill acquired in a business combination is allocated to cash-generating units (“CGUs”) that are expected to benefit from that business combination. Management considers that each subsidiary represents a separate CGU for the purpose of goodwill impairment testing. At the end of the reporting period, the carrying amount of goodwill mainly represented goodwill arising from the acquisition of subsidiaries as follows:

		二零二零年 2020 千港元 HK\$'000	二零一九年 2019 千港元 HK\$'000 (重列) (Restated)
	附註 Notes		
彭州華潤燃氣有限公司(附註a)	彭州華潤燃氣有限公司 (Note a)	227,169	213,439
安嶽華潤燃氣有限公司(附註b)	安嶽華潤燃氣有限公司 (Note b)	132,742	–
武漢華潤燃氣有限公司(附註a)	武漢華潤燃氣有限公司 (Note a)	126,108	118,486
華潤燃氣(上海)有限公司(附註a)	華潤燃氣(上海)有限公司 (Note a)	122,010	114,636
長興華潤燃氣有限公司(附註b)	長興華潤燃氣有限公司 (Note b)	77,681	72,986
高縣三鼎天然氣有限責任公司(附註a)	高縣三鼎天然氣有限責任公司 (Note a)	49,507	–
安陽華潤燃氣有限公司(附註a)	安陽華潤燃氣有限公司 (Note a)	32,338	30,384
鄭州華潤燃氣股份有限公司(附註a)	鄭州華潤燃氣股份有限公司 (Note a)	29,010	27,257
大同華潤燃氣有限公司(附註a)	大同華潤燃氣有限公司 (Note a)	22,179	20,839
內江沱江華潤燃氣有限公司(附註b)	內江沱江華潤燃氣有限公司 (Note b)	16,098	15,125
其他(附註a)	Others (Note a)	69,114	56,218
		903,956	669,370

附註：

Notes:

- a. 該等現金產生單位所涉及經營分類為：(i)銷售及分銷氣體燃料及相關產品；(ii)燃氣接駁；及(iii)銷售燃氣器具。
- b. 該等現金產生單位所涉及經營分類為：(i)銷售及分銷氣體燃料及相關產品；(ii)燃氣接駁；(iii)銷售燃氣器具；及(iv)加氣站。

- a. These CGUs are engaged in the operating segments of (i) the sale and distribution of gas fuel and related products; (ii) gas connection; and (iii) the sale of gas appliances.
- b. These CGUs are engaged in the operating segments of (i) the sale and distribution of gas fuel and related products; (ii) gas connection; (iii) the sale of gas appliances; and (iv) gas stations.

20. 商譽(續)

現金產生單位的可收回金額乃按使用價值計算方法釐定。計算使用價值時的主要假設與折現率、增長率及售價與直接成本的預期變動有關。管理層乃採用可反映有關貨幣時值及現金產生單位持有的風險的現行市場評估的稅前比率估計貼現率。增長率按業內增長預測計算。售價及直接成本的變動則按過往慣例及預期市場未來變化而釐定。

本集團根據高級管理層批准有關未來五年(銷售液化氣及燃氣接駁業務的一般發展期)的最近期財政預算編製現金流量預測,及按首五年的估計增長率為5%及按餘下七年的估計增長率2%(二零一九年:首五年為5%及剩餘七年為2%)來推斷預算期後期間的現金流量。預測現金產生單位的現金流量所用的貼現率為6.5%(二零一九年:6.7%)。董事認為,於報告期末,燃氣業務的商譽並未識別任何重大減值虧損。管理層認為,該等假設的任何合理可能變動不會導致現金產生單位的賬面值總額超過該現金產生單位的可收回賬面值。

20. GOODWILL (CONTINUED)

The recoverable amounts of the CGUs are determined based on value-in-use calculations. The key assumptions for the value-in-use calculations are those regarding the discount rates, growth rates and expected changes to selling prices and direct costs. Management estimates discount rates using pre-tax rates that reflect current market assessments of the time value of money and the risks specific to the CGUs. The growth rates are based on industry growth forecasts. Changes in selling prices and direct costs are based on past practices and expectations of future changes in the market.

The Group prepares cash flow forecasts derived from the most recent financial budgets approved by senior management for the next 5 years, which is the general development period for the sale of liquefied gas and the gas connection business and extrapolates cash flows for the period beyond the budget period based on the estimated growth rate of 5% for the first 5 years and 2% for the remaining 7 years (2019: 5% for the first 5 years and 2% for the remaining 7 years). The rate used to discount the forecast cash flows for the CGUs is 6.5% (2019: 6.7%). In the opinion of the directors, no material impairment loss on goodwill on gas operation was identified at the end of the reporting period. Management believes that any reasonably possible change in any of these assumptions would not cause the aggregate carrying amount of the CGU to exceed the recoverable carrying amount of the CGU.

21. 經營權

21. OPERATING RIGHTS

		附註 Notes	千港元 HK\$'000
成本	COST		
於二零一九年一月一日(重列)	At 1st January, 2019 (Restated)		1,589,871
添置	Additions		4,380
自附屬公司收購	Acquisition from a subsidiary		16,304
匯兌調整	Exchange adjustments		(9,029)
於二零一九年十二月三十一日(重列)	At 31st December, 2019 (Restated)		1,601,526
添置	Additions		103,904
自附屬公司收購	Acquisition from subsidiaries	37	220,054
匯兌調整	Exchange adjustments		45,781
於二零二零年十二月三十一日	At 31st December, 2020		1,971,265
攤銷	AMORTISATION		
於二零一九年一月一日(重列)	At 1st January, 2019 (Restated)		355,865
年度撥備	Provided for the year		63,465
匯兌調整	Exchange adjustments		(3,499)
於二零一九年十二月三十一日(重列)	At 31st December, 2019 (Restated)		415,831
年度撥備	Provided for the year		64,817
匯兌調整	Exchange adjustments		14,332
於二零二零年十二月三十一日	At 31st December, 2020		494,980
賬面值	CARRYING VALUES		
於二零二零年十二月三十一日	At 31st December, 2020		1,476,285
於二零一九年十二月三十一日(重列)	At 31st December, 2019 (Restated)		1,185,695

城市管道網絡的經營權乃以直線法於估計可用年期10至50年內攤銷。

The operating rights for city pipeline network are amortised over the estimated useful life ranging from 10 to 50 years on a straight-line basis.

22. 存貨

22. INVENTORIES

		二零二零年 2020 千港元 HK\$'000	二零一九年 2019 千港元 HK\$'000 (重列) (Restated)
建築材料	Construction materials	673,054	734,738
製成品	Finished goods	333,774	272,763
		1,006,828	1,007,501

23. 應收貿易賬款及其他應收款

23. TRADE AND OTHER RECEIVABLES

		二零二零年 2020 千港元 HK\$'000	二零一九年 2019 千港元 HK\$'000 (重列) (Restated)
應收貿易賬款	Trade receivables	5,251,785	5,195,412
減值	Impairment	(356,204)	(265,412)
		4,895,581	4,930,000
應收合營公司款項(附註a)	Amounts due from joint ventures (Note a)	383,409	308,534
應收聯營公司款項(附註b)	Amounts due from associates (Note b)	125,931	78,861
應收非控股股東款項(附註c)	Amounts due from non-controlling shareholders (Note c)	88,324	82,946
應收同系附屬公司款項(附註d)	Amounts due from fellow subsidiaries (Note d)	2,519,914	2,023,154
存款(附註e)	Deposits (Note e)	1,044,976	1,103,916
預付款項(附註f)	Prepayments (Note f)	2,891,429	2,477,682
其他應收款(附註g)	Other receivables (Note g)	738,221	812,305
減值撥備(附註g)	Impairment allowance (Note g)	(42,091)	(49,194)
		12,645,694	11,768,204

23. 應收貿易賬款及其他應收款 (續)

附註：

- a. 除應收合營公司款項35,645,000港元(二零一九年：40,933,000港元)為無抵押、按3.92厘(二零一九年：3.92厘至4.28厘)的年利率計息及須於一年內償還外，結餘為無抵押、免息及須於要求時償還。
- b. 除向聯營公司提供的貸款款項75,150,000港元(二零一九年：50,571,000港元)為無抵押、按4.35厘(二零一九年：4.35厘)的年利率計息及須於一年內償還外，結餘為無抵押、免息及須於要求時償還。
- c. 應收非控股股東款項為無抵押、免息及須於要求時償還。
- d. 除向同系附屬公司提供的貸款款項2,139,448,000港元(二零一九年：1,679,286,000港元)為無抵押、按年利率4.35厘(二零一九年：4.35厘)計息及須於一年內償還外，結餘為無抵押、免息及須於要求時償還。
- e. 按金主要包括支付予燃氣供應商的按金、租賃按金及稅項按金。
- f. 預付款項主要包括購買氣體燃料及相關產品的預付款。
- g. 除就有跡象顯示本集團不大可能悉數收回未支付合同金額的若干其他應收款計提減值撥備外，概無就自初步確認以來信貸風險並無大幅增加的其他應收款計提減值撥備。

23. TRADE AND OTHER RECEIVABLES (CONTINUED)

Notes:

- a. Except for the amounts due from joint ventures of HK\$35,645,000 (2019: HK\$40,933,000) which are unsecured, bear interest at a rate of 3.92% (2019: 3.92% to 4.28%) per annum and are repayable within one year, the balances are unsecured, interest-free and repayable on demand.
- b. Except for the amount of loans to associates of HK\$75,150,000 (2019: HK\$50,571,000) which are unsecured, bear interest at a rate of 4.35% (2019: 4.35%) per annum and are repayable within one year, the balances are unsecured, interest-free and repayable on demand.
- c. Amounts due from non-controlling shareholders are unsecured, interest-free and repayable on demand.
- d. Except for the amount of loans to a fellow subsidiary of HK\$2,139,448,000 (2019: HK\$1,679,286,000) which are unsecured, bear interest at a rate of 4.35% (2019: 4.35%) per annum and are repayable within one year, the balances are unsecured, interest-free and repayable on demand.
- e. Deposits mainly include deposits paid to gas suppliers, rental deposits and deposits of taxes.
- f. Prepayments mainly include prepayments for purchase of gas fuel and related goods.
- g. Except for the impairment provided for certain other receivables which indicates that the Group is unlikely to receive the outstanding contractual amounts in full, no impairment allowance is provided for other receivables for which credit risk has not increased significantly since initial recognition.

23. 應收貿易賬款及其他應收款 (續)

本集團給予其客戶的信貸期一般為30天至90天。已扣除虧損撥備的應收貿易賬款於報告期末基於發票日期(相當於各收入確認日期)的賬齡分析呈列如下：

		二零二零年 2020 千港元 HK\$'000	二零一九年 2019 千港元 HK\$'000 (重列) (Restated)
0至90天	0 to 90 days	3,881,917	4,157,314
91至180天	91 to 180 days	467,884	350,374
181至365天	181 to 365 days	404,052	310,963
365天以上	Over 365 days	141,728	111,349
		4,895,581	4,930,000

應收貿易賬款的減值虧損撥備變動載列如下：

		附註 Notes	二零二零年 2020 千港元 HK\$'000	二零一九年 2019 千港元 HK\$'000 (重列) (Restated)
於年初	At beginning of year		265,412	197,210
匯兌調整	Exchange adjustments		19,974	(4,521)
減值虧損	Impairment losses	9	70,818	72,723
於年末	At end of year		356,204	265,412

於各報告日期均採用撥備矩陣進行減值分析，以計量預期信貸虧損。撥備率乃基於擁有類似虧損模式的不同客戶分部組別(即按地區、產品類別、客戶類別及評級以及信用證及其他形式信貸保險的覆蓋範圍劃分)的逾期日數計量。該計算反映或然率加權結果、貨幣時值及於報告日期可得的有關過往事項、當前狀況及未來經濟條件預測的合理及可靠資料。通常，倘應收貿易賬款逾期超過一年且不受強制執行活動所規限，則予以撇銷。

23. TRADE AND OTHER RECEIVABLES (CONTINUED)

The Group generally allows credit periods ranging from 30 to 90 days to its customers. The ageing analysis of trade receivables, net of loss allowance, is presented based on the invoice date at the end of the reporting period, which approximated to the respective revenue recognition dates as follows:

The movements in the loss allowance for impairment of trade receivables are as follows:

An impairment analysis is performed at each reporting date using a provision matrix to measure expected credit losses. The provision rates are based on days past due for groupings of various customer segments with similar loss patterns (i.e., by geographical region, product type, customer type and rating, and coverage by letters of credit or other forms of credit insurance). The calculation reflects the probability-weighted outcome, the time value of money and reasonable and supportable information that is available at the reporting date about past events, current conditions and forecasts of future economic conditions. Generally, trade receivables are written off if past due for more than one year and are not subject to enforcement activity.

23. 應收貿易賬款及其他應收款 (續)

下表載列使用撥備矩陣計算的本集團應收貿易賬款的信貸風險的資料：

於二零二零年十二月三十一日

		As at 31st December, 2020				
		0-90天 0 – 90 days	91-180天 91 – 180 days	181-365天 181 – 365 days	365天以上 Over 365 days	總計 Total
預期信貸虧損率(%)	Expected credit loss rate (%)	–	1.63	1.94	70.61	6.78
總賬面值(千港元)	Gross carrying amount (HK\$'000)	3,881,917	475,652	412,046	482,170	5,251,785
預期信貸虧損(千港元)	Expected credit losses (HK\$'000)	–	7,768	7,994	340,442	356,204

於二零一九年十二月三十一日(重列)

		As at 31st December, 2019 (Restated)				
		0-90天 0 – 90 days	91-180天 91 – 180 days	181-365天 181 – 365 days	365天以上 Over 365 days	總計 Total
預期信貸虧損率(%)	Expected credit loss rate (%)	–	1.65	1.95	69.47	5.11
總賬面值(千港元)	Gross carrying amount (HK\$'000)	4,157,314	356,240	317,163	364,695	5,195,412
預期信貸虧損(千港元)	Expected credit losses (HK\$'000)	–	5,866	6,200	253,346	265,412

於釐定應收賬款是否可收回時，本集團考慮債務人的信用狀況從信貸最初授出日期起是否有任何不利變動。由於本集團擁有大量客戶，故信貸集中風險有限。因此，本公司董事認為除已在綜合財務報表中作出的呆賬撥備外，無須另行作出信貸撥備。

23. TRADE AND OTHER RECEIVABLES (CONTINUED)

Set out below is the information about the credit risk exposure on the Group's trade receivables using a provision matrix:

As at 31st December, 2020

		0-90天 0 – 90 days	91-180天 91 – 180 days	181-365天 181 – 365 days	365天以上 Over 365 days	總計 Total
預期信貸虧損率(%)	Expected credit loss rate (%)	–	1.63	1.94	70.61	6.78
總賬面值(千港元)	Gross carrying amount (HK\$'000)	3,881,917	475,652	412,046	482,170	5,251,785
預期信貸虧損(千港元)	Expected credit losses (HK\$'000)	–	7,768	7,994	340,442	356,204

As at 31st December, 2019 (Restated)

		0-90天 0 – 90 days	91-180天 91 – 180 days	181-365天 181 – 365 days	365天以上 Over 365 days	總計 Total
預期信貸虧損率(%)	Expected credit loss rate (%)	–	1.65	1.95	69.47	5.11
總賬面值(千港元)	Gross carrying amount (HK\$'000)	4,157,314	356,240	317,163	364,695	5,195,412
預期信貸虧損(千港元)	Expected credit losses (HK\$'000)	–	5,866	6,200	253,346	265,412

In determining the recoverability of a receivable, the Group considers whether there has been adverse change in the credit standing of the debtor from the date on which the credit was initially granted. The concentration of credit risk is limited as the Group's customer base comprises a large number of customers. Accordingly, the directors of the Company believe that there is no further credit provision required in excess of the allowance for doubtful debts already provided for in the consolidated financial statements.

24. 合同工程相關資產

24. ASSETS RELATED TO CONTRACT WORKS

		二零二零年 2020 千港元 HK\$'000	二零一九年 2019 千港元 HK\$'000 (重列) (Restated)
合同工程相關資產來自：	Assets related to contract works arising from:		
燃氣接駁活動	Gas connection activities	1,300,510	1,435,021
履行客戶合同的成本	Costs to fulfil contracts with customers	2,255,498	1,963,957
		3,556,008	3,398,978
減值	Impairment	(21,536)	(12,554)
		3,534,472	3,386,424

合同工程相關資產初始確認為自銷售貨物及提供有關燃氣接駁活動所賺取的收益，此乃由於收取代價須以成功完成建設為條件。計入建築服務的合同工程相關資產包括應收保留金。在完成建設及客戶接收後，確認為合同工程相關資產的金額乃重新分類為應收貿易賬款。

Assets related to contract works are initially recognised for revenue earned from the sale of goods and the provision of related gas connection activities as the receipt of consideration is conditional on successful completion of construction. Included in assets related to contract works for construction services are retention receivables. Upon completion of construction and acceptance by the customer, the amounts recognised as assets related to contract works are reclassified to trade receivables.

於截至二零二零年十二月三十一日止年度，21,536,000港元（二零一九年：12,554,000港元）確認為合同工程相關資產的預期信貸虧損撥備。本集團與客戶的交易條款及信貸政策乃於財務報表附註23披露。

During the year ended 31st December, 2020, HK\$21,536,000 (2019: HK\$12,554,000) was recognised as an allowance for expected credit losses on assets related to contract works. The Group's trading terms and credit policy with customers are disclosed in note 23 to the financial statements.

於十二月三十一日，合同工程相關資產的預計收回或結算時間如下：

The expected timing of recovery or settlement for assets related to contract works as at 31st December is as follows:

		二零二零年 2020 千港元 HK\$'000	二零一九年 2019 千港元 HK\$'000 (重列) (Restated)
一年內	Within one year	1,300,510	1,435,021

24. 合同工程相關資產 (續)

合同資產的減值虧損撥備變動載列如下：

			二零二零年 2020 千港元 HK\$' 000	二零一九年 2019 千港元 HK\$' 000 (重列) (Restated)
於年初	At beginning of year		12,554	–
匯兌調整	Exchange adjustments		1,180	–
減值虧損	Impairment losses	9	7,802	12,554
於年末	At end of year		21,536	12,554

各報告日期使用撥備矩陣進行減值分析，以計量預期信貸虧損。計量合同資產預期信貸虧損的撥備率乃基於應收貿易賬款預期信貸虧損撥備率之計量而得出，因為合同資產及應收貿易賬款來自同一客戶基礎。合同資產的撥備率乃基於具有類似虧損模式的不同客戶分部組別（即按地區、產品類別、客戶類別及評級以及信用證或其他信貸保險形式的覆蓋範圍）應收貿易賬款的逾期日數釐定。該計算反映或然率加權結果、貨幣時值及於報告日期可得的有關過往事項、當前狀況及未來經濟條件預測的合理及可靠資料。

下文列載使用撥備矩陣計算的本集團合同資產的信貸風險資料：

24. ASSETS RELATED TO CONTRACT WORKS (CONTINUED)

The movements in the loss allowance for impairment of contract assets are as follows:

			二零二零年 2020 千港元 HK\$' 000	二零一九年 2019 千港元 HK\$' 000 (重列) (Restated)
於年初	At beginning of year		12,554	–
匯兌調整	Exchange adjustments		1,180	–
減值虧損	Impairment losses	9	7,802	12,554
於年末	At end of year		21,536	12,554

An impairment analysis is performed at each reporting date using a provision matrix to measure expected credit losses. The provision rates for the measurement of the expected credit losses for the contract assets are based on those for the trade receivables as the contract assets and the trade receivables are from the same customer bases. The provision rates for contract assets are based on days past due of trade receivables for groupings of various customer segments with similar loss patterns (i.e., by geographical region, product type, customer type and rating, and coverage by letters of credit or other forms of credit insurance). The calculation reflects the probability-weighted outcome, the time value of money and reasonable and supportable information that is available at the reporting date about past events, current conditions and forecasts of future economic conditions.

Set out below is the information about the credit risk exposure on the Group's contract assets using a provision matrix:

			二零二零年 2020 千港元 HK\$' 000	二零一九年 2019 千港元 HK\$' 000 (重列) (Restated)
預期信貸虧損率(%)	Expected credit loss rate (%)		0.61	0.37
總賬面值(千港元)	Gross carrying amount (HK\$' 000)		3,556,008	3,398,978
預期信貸虧損(千港元)	Expected credit losses (HK\$' 000)		21,536	12,554

25. 已抵押銀行存款

於二零二零年十二月三十一日，銀行存款已抵押作為應付天然氣供應商的應付貿易賬款及向政府特許經營的擔保。已抵押銀行存款乃以人民幣計值，按市場年利率0.30厘至1.55厘（二零一九年：0.35厘至4.80厘）計息。

26. 銀行結餘及現金

銀行結餘按市場年利率零至3厘（二零一九年：零至3厘）計息。

27. 應付貿易賬款及其他應付款**25. PLEDGED BANK DEPOSITS**

At 31st December, 2020, bank deposits are pledged as security for trade payables to suppliers of natural gas and franchise performance to the government. The pledged bank deposits are denominated in RMB and carry interest at market rates ranging from 0.30% to 1.55% (2019: 0.35% to 4.80%) per annum.

26. BANK BALANCES AND CASH

The bank balances carry interest at market rates ranging from 0% to 3% (2019: 0% to 3%) per annum.

27. TRADE AND OTHER PAYABLES

		二零二零年 2020 千港元 HK\$' 000	二零一九年 2019 千港元 HK\$' 000 (重列) (Restated)
應付貿易賬款	Trade payables	7,418,545	6,869,470
應付合營公司款項(附註a)	Amounts due to joint ventures (Note a)	316,168	558,322
應付聯營公司款項(附註b)	Amounts due to associates (Note b)	97,231	6,799
應付非控股股東款項(附註c)	Amounts due to non-controlling shareholders (Note c)	590,997	231,874
應付同系附屬公司款項(附註d)	Amounts due to fellow subsidiaries (Note d)	323,089	273,929
應付中間控股公司款項(附註e)	Amounts due to an intermediate holding company (Note e)	2,510,837	5,027,140
預收款	Receipts in advance	5,160,503	4,874,126
其他應付款及應計費用	Other payables and accruals	3,775,905	4,257,762
		20,193,275	22,099,422

27. 應付貿易賬款及其他應付款 (續)

附註：

- 除應付合營公司款項304,448,000港元(二零一九年：558,209,000港元)為無抵押、按1.15厘至1.65厘(二零一九年：1.15厘至1.65厘)的浮動年利率計息及須於一年內償還外，結餘為無抵押、免息及須於要求時償還。
- 應付聯營公司款項為無抵押、免息及須於要求時償還。
- 應付非控股股東款項為無抵押、免息及須於要求時償還。
- 應付同系附屬公司款項為無抵押、免息及須於要求時償還。
- 應付中間控股公司款項2,500,000,000港元(二零一九年：5,000,000,000港元)為無抵押及須於12個月內償還，分別包括1,500,000,000港元按香港銀行同業拆息率(HIBOR)加年率0.55厘(二零一九年：0.60厘)計息，及1,000,000,000港元按HIBOR加年率0.58厘計息。

應付貿易賬款於報告期末基於發票日期的賬齡分析呈列如下：

27. TRADE AND OTHER PAYABLES (CONTINUED)

Notes:

- Except for the amounts due to joint ventures of HK\$304,448,000 (2019: HK\$558,209,000) which are unsecured, bear variable interest at rates ranging from 1.15% to 1.65% (2019: from 1.15% to 1.65%) per annum and are repayable within one year, the balances are unsecured, interest-free and repayable on demand.
- Amounts due to associates are unsecured, interest-free and repayable on demand.
- Amounts due to non-controlling shareholders are unsecured, interest-free and repayable on demand.
- Amounts due to fellow subsidiaries are unsecured, interest-free and repayable on demand.
- Amounts due to an intermediate holding company of HK\$2,500,000,000 (2019: HK\$5,000,000,000) are unsecured and repayable within 12 months, including HK\$1,500,000,000 bearing an interest of Hong Kong Interbank Offered Rate (HIBOR) plus 0.55% (2019: 0.60%) per annum and HK\$1,000,000,000 bearing an interest of HIBOR plus 0.58% per annum respectively.

The ageing analysis of trade payables is presented based on the invoice date at the end of the reporting period as follows:

		二零二零年 2020 千港元 HK\$'000	二零一九年 2019 千港元 HK\$'000 (重列) (Restated)
0-90天	0 – 90 days	5,537,878	4,744,096
91-180天	91 – 180 days	583,813	641,630
181-365天	181 – 365 days	750,457	926,853
365天以上	Over 365 days	546,397	556,891
		7,418,545	6,869,470

購貨的平均信貸期為7天至180天。

The average credit periods on purchases of goods range from 7 to 180 days.

28. 合同負債

28. CONTRACT LIABILITIES

		二零二零年 十二月三十一日 31st December, 2020 千港元 HK\$000	二零一九年 十二月三十一日 31st December, 2019 千港元 HK\$000 (重列) (Restated)
合同負債	Contract liabilities	15,174,058	13,235,923

於二零二零年十二月三十一日及二零一九年十二月三十一日的合同負債的詳情如下：

Details of contract liabilities as at 31st December, 2020 and 31st December, 2019 are as follows:

		二零二零年 十二月三十一日 31st December, 2020 千港元 HK\$000	二零一九年 十二月三十一日 31st December, 2019 千港元 HK\$000 (重列) (Restated)
自客戶收到的短期預付款 燃氣接駁活動	Short-term advances received from customers Gas connection activities	15,174,058	13,235,923

合同負債包括為提供燃氣接駁活動而收到的短期預付款。於二零二零年合同負債的增加乃主要由於年內自有關提供燃氣接駁活動的客戶所收到的短期預付款增加所致。

Contract liabilities include short-term advances received to provide gas connection activities. The increase in contract liabilities in 2020 was mainly due to the increase in short-term advances received from customers in relation to the provision of gas connection activities during the year.

29. 政府補助金

於二零二零年十二月三十一日，政府補助金327,144,000港元（二零一九年：345,330,000港元）主要指中國政府有關當局提供的資助，用作為收購物業、廠房及設備以及建設燃氣管道提供資金。

29. GOVERNMENT GRANTS

At 31st December, 2020, government grants of HK\$327,144,000 (2019: HK\$345,330,000) mainly represent subsidies granted by the PRC government authorities for the purpose of financing the acquisition of property, plant and equipment and the construction of gas pipelines.

30. 銀行及其他借貸

30. BANK AND OTHER BORROWINGS

		二零二零年 2020 千港元 HK\$000	二零一九年 2019 千港元 HK\$000 (重列) (Restated)
銀行貸款 – 無抵押	Bank loans – unsecured	2,757,183	2,271,029
銀行貸款 – 有抵押	Bank loans – secured	29,179	43,346
其他貸款 – 無抵押	Other loans – unsecured	60,571	2,233
		2,846,933	2,316,608
本集團的銀行及其他借貸須於以下期間償還*：	The Group's bank and other borrowings are repayable as follows*:		
一年內	Within one year	2,548,358	2,031,347
多於一年但不超過兩年	More than one year, but not exceeding two years	14,786	9,114
多於兩年但不超過五年	More than two years, but not exceeding five years	38,485	70,687
多於五年	More than five years	245,304	205,460
		2,846,933	2,316,608
減：流動負債所示於一年內到期的款項**	Less: Amount due within one year shown under current liabilities**	(2,548,358)	(2,031,347)
非流動負債所示於一年後到期的款項	Amount due after one year shown as non-current liabilities	298,575	285,261

* 到期款項乃根據貸款協議內所載的已定還款日期釐定。

* The amounts due are based on the scheduled repayment dates set out in the loan agreements.

** 於二零二零年十二月三十一日，銀行及其他借貸2,548,358,000港元（二零一九年：2,031,347,000港元）當中包括一筆2,230,000,000港元（二零一九年：2,020,000,000港元）的款項，根據貸款協議內所載的已定還款日期須於一年內償還，但該貸款協議載有須於要求時償還的條款。

** As at 31st December, 2020, bank and other borrowings of HK\$2,548,358,000 (2019: HK\$2,031,347,000) include an amount of HK\$2,230,000,000 (2019: HK\$2,020,000,000) that was repayable within one year pursuant to the scheduled repayment dates set out in the loan agreements which contained a repayable on demand clause.

30. 銀行及其他借貸(續)

於二零二零年十二月三十一日，銀行融資118,816,000港元(二零一九年：111,635,000港元)由銷售氣體燃料所得款項作抵押擔保。貸款餘額為9,812,000港元(二零一九年：43,346,000港元)，而可動用銀行融資餘額為109,004,000港元(二零一九年：69,289,000港元)。

本集團的銀行及其他借貸的實際年利率介乎每年0.65厘至6.90厘(二零一九年：0.65厘至4.75厘)。

本集團的銀行及其他借貸的條款詳情如下：

30. BANK AND OTHER BORROWINGS (CONTINUED)

As at 31st December, 2020, the banking facility of HK\$118,816,000 (2019: HK\$111,635,000) is secured by the pledge of the proceeds from the sale of gas fuel. The loan balance is HK\$9,812,000 (2019: HK\$43,346,000), and the available banking facility balance is HK\$109,004,000 (2019: HK\$69,289,000).

The effective annual interest rates on the Group's bank and other borrowings range from 0.65% to 6.90% (2019: 0.65% to 4.75%) per annum.

Details of the terms of the Group's bank and other borrowings are set out below:

		實際年利率 Effective interest rates per annum	二零二零年 2020 千港元 HK\$' 000	二零一九年 2019 千港元 HK\$' 000 (重列) (Restated)
定息借貸：	Fixed rate borrowings:			
有抵押人民幣銀行貸款	Secured RMB bank loans	4.75%-6.90%	16,822	43,346
無抵押人民幣銀行貸款	Unsecured RMB bank loans	2.05%-4.60%	269,713	-
無抵押日圓(「日圓」)銀行貸款	Unsecured Japanese Yen ("JPY") bank loan	0.65%	257,470	251,029
無抵押人民幣其他貸款	Unsecured RMB other loans	2.95%-4.00%	58,195	-
定息借貸總額	Total fixed rate borrowings		602,200	294,375
浮息借貸：	Floating rate borrowings:			
有抵押人民幣銀行貸款，按息差加中國人民銀行基礎利率計息	Secured RMB bank loans at margin plus the People's Bank of China Base Rate	5.49%-5.54%	12,357	-
無抵押港元銀行貸款，按息差加HIBOR計息	Unsecured HK\$ bank loans at margin plus HIBOR	0.65%-3.34%	2,230,000	2,020,000
無抵押人民幣其他貸款，按息差減中國人民銀行基礎利率計息	Unsecured RMB other loan at margin minus the People's Bank of China Base Rate	4.35%	2,376	2,233
浮息借貸總額	Total floating rate borrowings		2,244,733	2,022,233
借貸總額	Total borrowings		2,846,933	2,316,608

31. 優先票據

於二零一二年四月五日，本公司按票據面值97.95%的發售價發行本金額為750,000,000美元（「美元」）（相等於5,818,890,000港元）的優先票據（「優先票據」）。優先票據按息票率每年4.5厘計息，並累計至每半年支付一次，並將於二零二二年四月四日到期。優先票據為無抵押，並按實際年利率4.8厘計息。本公司於二零一九年度回購票據面值33,605,000美元（相等於261,830,000港元）的優先票據，而票據面值716,395,000美元（相等於5,553,924,000港元）的優先票據餘下餘額將於二零二二年四月四日到期。於截至二零二零年十二月三十一日止年度，自損益扣除的利息開支為260,971,000港元（二零一九年：274,039,000港元）。

優先票據於新加坡證券交易所有限公司上市。優先票據於報告期末的公平值（按第一級公平值計量計算）估計為744,442,000美元（相等於5,771,360,000港元）（二零一九年：745,180,000美元（相等於5,803,348,000港元）），乃按該日的收市價釐定。

本集團可於直至到期日前任何時間選擇按優先票據本金額的100%加應計及未付利息，悉數而非部分贖回所有優先票據。

31. SENIOR NOTES

On 5th April, 2012, the Company issued senior notes with a principal amount of United States dollars ("US\$") 750,000,000 (equivalent to HK\$5,818,890,000) at an offer price of 97.95% of the face value of the notes ("Senior Notes"). The Senior Notes which bear coupon interest at a rate of 4.5% per annum payable semi-annually in arrears and are due on 4th April, 2022. The Senior Notes are unsecured and carry interest at an effective interest rate of 4.8% per annum. The Company repurchased the Senior Notes with a face value of US\$33,605,000 (equivalent to HK\$261,830,000) during the year of 2019 and the remaining balance of the Senior Notes with a face value of US\$716,395,000 (equivalent to HK\$5,553,924,000) is due on 4th April, 2022. Interest expenses of HK\$260,971,000 (2019: HK\$274,039,000) were charged to profit or loss during the year ended 31st December, 2020.

The Senior Notes are listed on the Singapore Exchange Securities Trading Limited. The fair value of the Senior Notes at the end of the reporting period, which was measured at fair value on Level 1 fair value measurement, was estimated at US\$744,442,000 (equivalent to HK\$5,771,360,000) (2019: US\$745,180,000 (equivalent to HK\$5,803,348,000)), which was determined based on the closing market price at that date.

The Group has the option to redeem all of the Senior Notes, in full but not in part, at 100% of their principal amount plus accrued and unpaid interest at any time up to the maturity date.

32. 其他長期負債

其他長期負債主要包括收購城市管道網絡經營權的應付款項及界定福利義務，應付期間如下：

32. OTHER LONG-TERM LIABILITIES

The other long term liabilities mainly consist of payables for acquisition of operating rights for city pipeline network and defined benefit obligations, and are payable as follows:

		二零二零年 2020 千港元 HK\$' 000	二零一九年 2019 千港元 HK\$' 000 (重列) (Restated)
一年內	Within one year	30,691	24,374
多於一年但不超過兩年	More than one year, but not exceeding two years	30,749	15,852
多於兩年但不超過五年	More than two years, but not exceeding five years	60,464	30,309
多於五年	More than five years	386,400	197,684
		508,304	268,219
減：流動負債所示計入應付貿易賬款及其他應付款於一年內到期的款項	Less: Amount due within one year included in trade and other payables shown under current liabilities	(30,691)	(24,374)
非流動負債所示於一年後到期的款項	Amount due after one year shown as non-current liabilities	477,613	243,845

該等現值乃按折現現金流量，使用期限介乎10至50年的實際年利率3.50厘至3.95厘（二零一九年：3.95厘）計算。

The present values were based on cash flows discounted using an effective interest rate of 3.50%-3.95% (2019: 3.95%) per annum for terms ranging from 10 to 50 years.

於二零二零年，本集團運作多項無供資界定福利計劃，要求每年向中國每名合資格僱員作出介乎143港元至14,473港元的付款。該計劃承受利率風險及退休人員的預期壽命變化風險。界定福利義務現值225,133,000港元，乃由Wills Towers Watson於二零二零年十二月三十一日採用預測單位信貸精算估值法進行。

In 2020, the Group operates several unfunded defined benefit plans which require payments ranging from HK\$143 to HK\$14,473 per year to be made to each qualifying employee in the PRC. The plan is exposed to interest rate risk and the risk of changes in the life expectancy for pensioners. The defined benefit obligations with a present value of HK\$225,133,000 were carried out on 31st December, 2020 by Wills Towers Watson using the projected unit credit actuarial valuation method.

32. 其他長期負債(續)

於報告期末採用的主要精算假設如下：

32. OTHER LONG-TERM LIABILITIES (CONTINUED)

The principal actuarial assumptions used as at the end of the reporting period are as follows:

		二零二零年 2020
貼現率(%)	Discount rate (%)	3.50
死亡率	Mortality rate	中國人壽保險死亡率表 (2010-2013)-CL5/CL6 China Life Insurance Mortality Table (2010-2013)-CL5/CL6

倘貼現率上升／下降25個基點，而所有其他變量保持不變，則截至二零二零年十二月三十一日止年度的界定福利義務將減少／增加7,628,000港元／8,068,000港元。

If the discount rate had been 25 basis points higher/lower and all other variables were held constant, the defined benefit obligations for the year ended 31st December, 2020 would decrease/increase by HK\$7,628,000/HK\$8,068,000.

33. 遞延稅項

以下為本年度主要已確認遞延稅項資產／(負債)及其變動：

33. DEFERRED TAXATION

The following are the major deferred tax assets/(liabilities) recognised and the movements thereon during the year:

		加速稅項折舊	經營權	未分配溢利的 預扣稅	其他暫時差額	合計
		Accelerated tax depreciation	Operating rights	Withholding tax on undistributed profits	Other temporary differences	Total
		千港元	千港元	千港元	千港元	千港元
		HK\$' 000	HK\$' 000	HK\$' 000	HK\$' 000	HK\$' 000
於二零一九年一月一日	At 1st January, 2019 (Restated)					
(重列)		(417,561)	(179,412)	(655,037)	289,798	(962,212)
匯兌調整	Exchange adjustments	10,414	4,475	16,337	(5,554)	25,672
年內撥回／(支出)	Credit/(charge) for the year					
(附註10)	(note 10)	25,212	(2,282)	80,571	(3,465)	100,036
於二零一九年十二月三十一日	At 31st December, 2019 (Restated)	(381,935)	(177,219)	(558,129)	280,779	(836,504)
匯兌調整	Exchange adjustments	(25,946)	(12,726)	(40,079)	20,163	(58,588)
年內撥回／(支出)	Credit/(charge) for the year					
(附註10)	(note 10)	37,663	6,136	34,063	(763)	77,099
收購附屬公司	Acquisition of subsidiaries					
(附註37)	(note 37)	(41,457)	(782)	-	9,976	(32,263)
於二零二零年十二月三十一日	At 31st December, 2020	(411,675)	(184,591)	(564,145)	310,155	(850,256)

就申報目的的分析如下：

Analysed for reporting purposes as:

		二零二零年 2020 千港元 HK\$' 000	二零一九年 2019 千港元 HK\$' 000 (重列) (Restated)
遞延稅項資產	Deferred tax assets	345,422	278,090
遞延稅項負債	Deferred tax liabilities	(1,195,678)	(1,114,594)
		(850,256)	(836,504)

33. 遞延稅項 (續)

於二零二零年十二月三十一日，本集團有未動用稅項虧損551,404,838港元(二零一九年：440,353,000港元)可抵銷未來溢利。由於未來溢利來源難以確定，故並無就有關虧損確認遞延稅項資產。除稅項虧損69,551,000港元(二零一九年：69,551,000港元)可無限期結轉外，虧損將自開始年度起五年內到期。

於二零二零年十二月三十一日，與尚未確認遞延稅項負債的附屬公司未分派盈利有關的暫時差額總額為7,388,559,000港元(二零一九年：6,053,672,000港元)。由於本集團能控制暫時差額的回撥時間且該等差額在可見將來可能不會回撥，故並無就該等差額確認負債。

33. DEFERRED TAXATION (CONTINUED)

At 31st December, 2020, the Group had unused tax losses of HK\$551,404,838 (2019: HK\$440,353,000) available to offset against future profits. No deferred tax asset has been recognised in respect of such losses due to the unpredictability of future profit streams. Except for the tax loss of HK\$69,551,000 (2019: HK\$69,551,000) which may be carried forward indefinitely, the losses will expire within 5 years from the year of origination.

At 31st December, 2020, the aggregate amount of temporary differences associated with undistributed earnings of subsidiaries for which deferred tax liabilities have not been recognised was HK\$7,388,559,000 (2019: HK\$6,053,672,000). No liability has been recognised in respect of these differences because the Group is in a position to control the timing of the reversal of the temporary differences and it is probable that such differences will not reverse in the foreseeable future.

34. 股本**34. SHARE CAPITAL**

		股份數目 Number of shares	股份面值 Nominal value of shares 千港元 HK\$'000
每股面值0.10港元的股份	Shares of HK\$0.10 each		
法定：	Authorised:		
於二零一九年一月一日、	At 1st January, 2019,		
二零一九年十二月三十一日及	31st December, 2019 and		
二零二零年十二月三十一日	31st December, 2020	10,000,000,000	1,000,000
已發行及繳足：	Issued and fully paid:		
於二零一九年一月一日及	At 1st January, 2019 and		
二零一九年十二月三十一日	31st December, 2019	2,224,012,871	222,401
於二零二零年十二月三十一日	At 31st December, 2020	2,314,012,871	231,401

34. 股本 (續)

本公司的股本變動概要如下：

34. SHARE CAPITAL (CONTINUED)

A summary of movements in the Company's share capital is as follows:

		已發行股份數目 Number of shares in issue	股本 Share capital 千港元 HK\$'000
於二零一九年一月一日及二零一九年 十二月三十一日	At 1st January, 2019 and 31st December, 2019	2,224,012,871	222,401
發行股份 (附註)	Issue of shares (Note)	90,000,000	9,000
於二零二零年十二月三十一日	At 31st December, 2020	2,314,012,871	231,401

附註：配售及認購合共90,000,000股股份的詳情分別披露於本公司於二零二零年五月十二日及二零二零年五月二十五日的公告，價格為每股股份40.81港元，導致總現金代價所得款項（扣除開支後）3,668,945,000港元。

Note: Details of the placing and subscription of a total of 90,000,000 shares are disclosed in the announcements of the Company on 12th May, 2020 and 25th May, 2020, respectively, at a price of HK\$40.81 per share, resulting in proceeds of a total cash consideration, after expenses, of HK\$3,668,945,000.

35. 長期獎勵計劃

於二零零八年十二月一日，本公司採納股份購回現金獎勵計劃（「獎勵計劃」），作為挽留並鼓勵員工的獎勵，以實現本集團持續運營及發展。

35. LONG TERM AWARD SCHEME

On 1st December, 2008, the Company adopted the share repurchased cash award scheme ("Incentive Award Scheme") as an incentive to retain and encourage the employees for the continual operation and development of the Group.

根據獎勵計劃，本公司現有股份將由受託人利用本集團所注入的現金從市場購買，並以信託方式為特定僱員持有，直至股份歸屬於特定僱員為止。倘計劃有效期內所授出限制性股份總數超過本公司於計劃採納日期已發行股本之5%，則不得再授出限制性股份。根據獎勵計劃可授予特定僱員的限制性股份的最大數目不得超過本公司不時已發行股本之0.5%。

Pursuant to the Incentive Award Scheme, existing shares of the Company will be purchased by the trustee from the market out of cash contributed by the Group and be held in trust for the selected employees until such shares are vested with the selected employees. No restricted shares will be granted if the aggregate number of restricted shares awarded throughout the duration of the scheme is to be in excess of 5% of the issued share capital of the Company at the adoption date of the scheme. The maximum number of restricted shares which may be awarded to a selected employee under the Incentive Award Scheme shall not exceed 0.5% of the issued share capital of the Company from time to time.

於二零一零年三月十六日，本公司對獎勵計劃作出修訂，將用現金取代受限制股份作為獎勵。本公司於根據獎勵計劃作出現金獎勵時，將動用出售由受託人持有的限制性股份產生的所得款項。

On 16th March, 2010, the Company amended the Incentive Award Scheme such that cash instead of restricted shares will be awarded. The Company will utilise the proceeds generated from disposal of the restricted shares held by the trustee for making cash awards under the Incentive Award Scheme.

35. 長期獎勵計劃(續)

於截至二零一六年十二月三十一日止年度，受託人以平均價每股23.08港元向市場出售2,266,000股股份。出售該等股份的所得款項為52,302,000港元。所得款項全部被用作本集團若干董事及僱員的現金獎勵，相關款項於綜合損益及其他全面收益表確認為開支（作為截至二零一六年十二月三十一日止年度的僱員福利）。股份成本與所得款項之間的差額44,095,000港元計入保留溢利。於截至二零一九年及二零二零年十二月三十一日止年度，受託人並無向市場出售股份。

受託人於報告期末持有45,797,384（二零一九年：45,797,384）股股份。

概無根據獎勵計劃向合資格僱員授出限制性股份。

36. 退休福利計劃

香港

本集團同時參加根據職業退休保障計劃條例登記的定額供款計劃（「職業退休保障計劃」），以及根據香港強制性公積金計劃條例成立的強制性公積金計劃（「強積金計劃」）。該等計劃的資產與本集團的資產分開持有，並以受託人控制的基金持有。倘僱員於強積金計劃成立前已經成為職業退休保障計劃的成員，則可選擇繼續選用職業退休保障計劃或轉而參加強積金計劃，而於二零零零年十二月一日或之後加盟本集團的所有新僱員均須參加強積金計劃。

職業退休保障計劃同時由僱員及本集團按僱員基本薪金的特定百分比（視乎有關僱員於本集團的服務年期而定）每月作出供款。倘僱員在可取回供款前退出職業退休保障計劃，則被沒收的供款會用作扣減本集團應付的供款。於兩個年度內，均無按此方式動用被沒收供款。

35. LONG TERM AWARD SCHEME (CONTINUED)

During the year ended 31st December, 2016, 2,266,000 shares were disposed of by the trustee to the market at an average price of HK\$23.08 per share. The proceeds from disposal of those shares amounted to HK\$52,302,000. The whole amount of the proceeds was awarded in cash to certain directors and employees of the Group, with an equivalent expense recognised in the consolidated statement of profit or loss and other comprehensive income as employee benefits during the year ended 31st December, 2016. The difference of HK\$44,095,000 between the cost of the shares and the proceeds were credited to retained profits. No disposal of shares by the trustee to the market was noted during the years ended 31st December, 2019 and 2020.

There are 45,797,384 (2019: 45,797,384) shares held by the trustee at the end of the reporting period.

No restricted shares were granted to eligible employees pursuant to the Incentive Award Scheme.

36. RETIREMENT BENEFIT SCHEMES

Hong Kong

The Group participates in both a defined contribution scheme which is registered under the Occupational Retirement Scheme Ordinance (the "ORSO Scheme") and a Mandatory Provident Fund Scheme (the "MPF Scheme") established under the Hong Kong Mandatory Provident Fund Schemes Ordinance. The assets of the schemes are held separately from those of the Group, in funds under the control of trustees. Employees who were members of the ORSO Scheme prior to the establishment of the MPF Scheme were offered a choice of staying within the ORSO Scheme or switching to the MPF Scheme, whereas all new employees joining the Group on or after 1st December, 2000 are required to join the MPF Scheme.

The ORSO Scheme is funded by monthly contributions from both employees and the Group based on a specified percentage of the employee's basic salary, depending on the length of service with the Group. Where there are employees who leave the ORSO Scheme prior to vesting, the contributions payable by the Group are reduced by the amount of forfeited contributions. No forfeited contributions were utilised in this manner for both years.

36. 退休福利計劃(續)**香港(續)**

至於強積金計劃成員方面，本集團會按有關僱員薪金成本的5%或每人每月最高限額1,500港元向該計劃作出供款，而有關僱員亦會同時作出等額供款。

於二零二零年及二零一九年十二月三十一日，可用作扣減未來年度應付供款的沒收供款金額並不重大。

中國

本集團的中國僱員為中國地方政府營運的國家管理退休福利計劃的成員。本集團須按薪金成本的指定百分比向退休福利計劃作出供款，從而為退休福利提供資金。本集團對於該等退休福利計劃的唯一責任是作出指定的供款。

本集團運作多項無供資界定福利計劃，要求每年向中國各名合資格僱員作出介乎143港元至14,473港元的付款。

36. RETIREMENT BENEFIT SCHEMES (CONTINUED)**Hong Kong (Continued)**

For members of the MPF Scheme, the Group contributes 5% of relevant payroll costs or at a monthly maximum cap of HK\$1,500 for each person to the scheme, where contribution is matched by the employees.

At 31st December, 2020 and 2019, the amount of forfeited contributions available to reduce contributions payable in the future years was insignificant.

PRC

The employees of the Group in the PRC are members of state-managed retirement benefit schemes operated by the local government in the PRC. The Group is required to contribute a specified percentage of the payroll costs to the retirement benefit schemes to fund the benefits. The only obligation of the Group with respect to the retirement benefit schemes is to make the specified contributions.

The Group operates several unfunded defined benefit plans which require payments ranging from HK\$143 to HK\$14,473 per year to be made to each qualifying employee in the PRC.

37. 業務合併

- (a) 於二零二零年三月三日，本集團自兩名個人收購秦皇島聚能燃氣有限公司（「聚能燃氣」）的51%權益。本集團已選擇按非控股權益按比例分佔聚能燃氣的可識別資產淨值計量於聚能燃氣的非控股權益。聚能燃氣從事氣體燃料及相關產品的銷售及分銷、燃氣接駁、燃氣器具銷售及汽車加氣站的氣體燃料銷售。作出該收購事項是本集團擴張其於下游城市燃氣行業市場份額戰略的一部分。該收購事項的購買代價以現金支付，其中人民幣13,027,600元（相當於21,815,000港元）已於二零二零年四月二十一日支付及餘下人民幣19,541,500元（相當於14,544,000港元）已於二零二零年六月二十八日支付。

於收購日期，聚能燃氣可識別資產及負債的公平值如下：

37. BUSINESS COMBINATIONS

- (a) On 3rd March, 2020, the Group acquired 51% interests in 秦皇島聚能燃氣有限公司（“聚能燃氣”） from 2 individuals. The Group has elected to measure the non-controlling interest in 聚能燃氣 at the non-controlling interest's proportionate share of 聚能燃氣's identifiable net assets. 聚能燃氣 is engaged in the sale and distribution of gas fuel and related products, gas connection, the sale of gas appliances and the sale of gas fuel in automobile refilling stations. The acquisition is made as part of the Group's strategy to expand its market share in the downstream city gas industry. The purchase consideration for the acquisition was in the form of cash, with RMB13,027,600 equivalent of HK\$21,815,000 paid on 21st April, 2020 and the remaining RMB19,541,500 equivalent of HK\$14,544,000 paid on 28th June, 2020.

The fair values of the identifiable assets and liabilities of 聚能燃氣 as at the date of acquisition were as follows:

		附註 Notes	於收購確認的 公平值 Fair values recognised on acquisition 千港元 HK\$'000
物業、廠房及設備	Property, plant and equipment	14	55,950
使用權資產	Right-of-use assets	16	6,934
物業、廠房及設備按金	Deposit for property, plant and equipment		177
銀行結餘及現金	Bank balances and cash		2,968
應收貿易賬款及其他應收款	Trade and other receivables		13,820
存貨	Inventories		578
合同負債	Contract liabilities		(3,595)
應付貿易賬款及其他應付款	Trade and other payables		(9,560)
應付稅項	Tax payables		(498)
可識別資產淨值總額（按公平值計）	Total identifiable net assets at fair value		66,774
非控股權益	Non-controlling interests		(32,718)
收購產生的商譽	Goodwill on acquisition	20	2,303
以現金支付	Satisfied by cash		36,359

37. 業務合併(續)

上文確認的商譽主要包括合併聚能燃氣與本集團業務預期產生的協同效應。

有關收購聚能燃氣的現金流量分析如下：

	千港元 HK\$'000
現金代價	Cash consideration (36,359)
已收購現金及銀行結餘	Cash and bank balances acquired 2,968
計入投資業務所得現金流量的現金及現金等價物流出淨額	Net outflow of cash and cash equivalents included in cash flows from investing activities (33,391)

合併於年初進行。自該收購事項以來，截至二零二零年十二月三十一日止年度，聚能燃氣向本集團綜合財務報表貢獻收入125,596,000港元及溢利4,734,000港元。

- (b) 於二零二零年四月二十八日，本集團自一名獨立第三方收購鄒城市潤安安裝工程有限公司(「潤安安裝」)及鄒城市潤耕燃氣設備有限公司(「潤耕燃氣」)的100%權益。潤安安裝從事民用公路項目、污水處理、民用橋樑項目及民用一體化項目，而潤耕燃氣從事氣體燃料及相關產品的銷售及分銷、燃氣接駁、燃氣器具銷售及汽車加氣站的氣體燃料銷售。作出該收購事項是本集團擴張其於下游城市燃氣行業市場份額戰略的一部分。該收購事項的購買代價以現金支付，於二零二零年四月十五日分別已付潤安安裝及潤耕燃氣人民幣4,311,900元(相當於4,722,000港元)及人民幣1,290,500元(相當於1,413,000港元)。

37. BUSINESS COMBINATIONS (CONTINUED)

The goodwill recognised above consists largely of the expected synergies from combining operations of 聚能燃氣 and the Group.

An analysis of the cash flows in respect of the acquisition of 聚能燃氣 is as follows:

	千港元 HK\$'000
Cash consideration	(36,359)
Cash and bank balances acquired	2,968
Net outflow of cash and cash equivalents included in cash flows from investing activities	(33,391)

The combination was taken place at the beginning of the year. Since the acquisition, 聚能燃氣 contributed revenue of HK\$125,596,000 and profit of HK\$4,734,000 to the Group's consolidated financial statements for the year ended 31st December, 2020.

- (b) On 28th April, 2020, the Group acquired 100% interests in 鄒城市潤安安裝工程有限公司(「潤安安裝」) and 鄒城市潤耕燃氣設備有限公司(「潤耕燃氣」) from an independent third-party. 潤安安裝 is engaged in civil highway projects, wastewater treatment, civil bridge project and civil integration projects, and 潤耕燃氣 is engaged in the sale and distribution of gas fuel and related products, gas connection, the sale of gas appliances and the sale of gas fuel in automobile refilling stations. The acquisition is made as part of the Group's strategy to expand its market share in the downstream city gas industry. The purchase consideration for the acquisition was in the form of cash, with RMB4,311,900 equivalent of HK\$4,722,000 and RMB1,290,500 equivalent of HK\$1,413,000 paid for 潤安安裝 and 潤耕燃氣 on 15th April, 2020, respectively.

37. 業務合併(續)

於收購日期，潤安安裝及潤耕燃氣可識別資產及負債的公平值如下：

37. BUSINESS COMBINATIONS (CONTINUED)

The fair values of the identifiable assets and liabilities of 潤安安裝 and 潤耕燃氣 as at the date of acquisition were as follows:

		附註 Notes	於收購確認的公平值 Fair values recognised on acquisition	
			潤安安裝 千港元 HK\$' 000	潤耕燃氣 千港元 HK\$' 000
物業、廠房及設備	Property, plant and equipment	14	319	38
銀行結餘及現金	Bank balances and cash		2,046	1,327
應收貿易賬款及 其他應收款	Trade and other receivables		1,237	–
存貨	Inventories		27,057	59
合同負債	Contract liabilities		(17,564)	–
應付貿易賬款及 其他應付款	Trade and other payables		(9,351)	(11)
可識別資產淨值總額 (按公平值計)	Total identifiable net assets at fair value		3,744	1,413
收購產生的商譽	Goodwill on acquisition	20	978	–
以現金支付	Satisfied by cash		4,722	1,413

上文確認的商譽主要包括合併潤安安裝及潤耕燃氣與本集團業務預期產生的協同效應。

The goodwill recognised above consists largely of the expected synergies from combining the operations of 潤安安裝 and 潤耕燃氣 with the Group.

有關該等收購的現金流量分析如下：

An analysis of the cash flows in respect of these acquisitions is as follows:

		潤安安裝 千港元 HK\$' 000	潤耕燃氣 千港元 HK\$' 000
現金代價	Cash consideration	(4,722)	(1,413)
已收購現金及銀行結餘	Cash and bank balances acquired	2,046	1,327
計入投資業務所得現金流量的 現金及現金等價物流出淨額	Net outflow of cash and cash equivalents included in cash flows from investing activities	(2,676)	(86)

37. 業務合併(續)

自該收購事項以來，截至二零二零年十二月三十一日止年度，潤安安裝及潤耕燃氣向本集團綜合財務報表貢獻收入7,730,000港元及溢利171,000港元。

倘合併於年初進行，則年內本集團的收入將增加8,931,000港元，而年內本集團的溢利將增加99,000港元。

- (c) 於二零二零年九月三日、二零二零年九月二日及二零二零年九月九日，本集團分別自八名個人收購高縣三鼎天然氣有限責任公司(「高縣三鼎」)、筠連縣三鼎天然氣有限責任公司(「筠連三鼎」)及長寧縣三鼎天然氣有限責任公司(「長寧三鼎」)的100%權益。高縣三鼎及筠連三鼎從事氣體燃料及相關產品的銷售及分銷、燃氣接駁、燃氣器具銷售及建築材料銷售，而長寧三鼎從事燃氣接駁、燃氣器具銷售及建築材料銷售。作出該收購事項是本集團擴張其於下游城市燃氣行業市場份額戰略的一部分。該收購事項的購買代價以現金支付，其中已於二零二零年九月十五日分別就高縣三鼎及筠連三鼎支付人民幣94,800,000元(相當於107,884,000港元)及人民幣51,600,000元(相當於58,722,000港元)，而有關高縣三鼎、筠連三鼎及長寧三鼎的餘下人民幣63,200,000元(相當於71,923,000港元)、人民幣34,400,000元(相當於39,149,000港元)及人民幣29,000,000元(相當於33,002,000港元)已於二零二零年十二月三十一日計入其他應付款。

37. BUSINESS COMBINATIONS (CONTINUED)

Since the acquisition, 潤安安裝 and 潤耕燃氣 contributed revenue of HK\$7,730,000 and profit of HK\$171,000 to the Group's consolidated financial statements for the year ended 31st December, 2020.

Had the combination taken place at the beginning of the year, the revenue of the Group for the year would have been increased by HK\$8,931,000 and the profit of the Group for the year would have been increased by HK\$99,000.

- (c) On 3rd September, 2020, 2nd September, 2020 and 9 September, 2020, the Group acquired 100% interests in 高縣三鼎天然氣有限責任公司(「高縣三鼎」), 筠連縣三鼎天然氣有限責任公司(「筠連三鼎」) and 長寧縣三鼎天然氣有限責任公司(「長寧三鼎」) from 8 individuals respectively. 高縣三鼎 and 筠連三鼎 are engaged in the sale and distribution of gas fuel and related products, gas connection, the sale of gas appliances and the sale of building material, and 長寧三鼎 is engaged in gas connection, the sale of gas appliances and the sale of building material. The acquisition is made as part of the Group's strategy to expand its market share in the downstream city gas industry. The purchase consideration for the acquisition was in the form of cash, with RMB94,800,000 equivalent of HK\$107,884,000 and RMB51,600,000 equivalent of HK\$58,722,000 paid for 高縣三鼎 and 筠連三鼎 respectively on 15th September, 2020, and the remaining RMB63,200,000 equivalent of HK\$71,923,000, RMB34,400,000 equivalent of HK\$39,149,000 and RMB29,000,000 equivalent of HK\$33,002,000 for 高縣三鼎, 筠連三鼎, and 長寧三鼎 were included in other payables as at 31st December, 2020.

37. 業務合併(續)

於收購日期，高縣三鼎、筠連三鼎及長寧三鼎可識別資產及負債的公平值如下：

37. BUSINESS COMBINATIONS (CONTINUED)

The fair values of the identifiable assets and liabilities of 高縣三鼎、筠連三鼎 and 長寧三鼎 as at the date of acquisition were as follows:

		於收購確認的公平值			
		Fair values recognised on acquisition			
		高縣三鼎	筠連三鼎	長寧三鼎	
		千港元	千港元	千港元	
		HK\$'000	HK\$'000	HK\$'000	
	附註				
	Notes				
物業、廠房及設備	Property, plant and equipment	14	106,668	88,118	29,987
使用權資產	Right-of-use assets	16	–	690	–
經營權	Operating rights	21	37,590	23,561	5,065
遞延稅項資產	Deferred tax assets	33	7,155	32	7
銀行結餘及現金	Bank balances and cash		7,511	8,435	2,797
應收貿易賬款及其他 應收款	Trade and other receivables		10,000	13,531	3,807
存貨	Inventories		713	7,886	703
合同負債	Contract liabilities		(7,221)	(24,331)	(3,610)
應付貿易賬款及其他 應付款	Trade and other payables		(22,399)	(7,328)	(1,295)
應付稅項	Tax payables		(2,268)	(2,227)	(874)
遞延稅項負債	Deferred tax liabilities	33	(5,360)	(4,415)	(1,251)
銀行及其他借貸	Bank and other borrowings		–	(11,608)	–
可識別資產淨值總額 (按公平值計)	Total identifiable net assets at fair value		132,389	92,344	35,336
收購產生的商譽	Goodwill on acquisition	20	47,418	5,527	–
於綜合損益及其他 全面收益表其他 收入及收益確認 的議價收購收益	Gain on bargain purchase recognised in other income and gains in the consolidated statement of profit or loss and other comprehensive income		–	–	(2,334)
總代價	Total consideration		179,807	97,871	33,002
– 以現金支付	– Satisfied by cash		107,884	58,722	–
– 於二零二零年 十二月三十一日 計入其他應付款	– Included in other payables as at 31st December, 2020		71,923	39,149	33,002

37. 業務合併(續)

上文確認的商譽主要包括合併高縣三鼎、筠連三鼎及長寧三鼎與本集團業務預期產生的協同效應。

有關該等收購的現金流量分析如下：

		高縣三鼎 千港元 HK\$'000	筠連三鼎 千港元 HK\$'000	長寧三鼎 千港元 HK\$'000
現金代價	Cash consideration	(107,884)	(58,722)	–
已收購現金及銀行結餘	Cash and bank balances acquired	7,511	8,435	2,797
計入投資業務所得現金 流量的現金及現金等 價物流出淨額	Net outflow of cash and cash equivalents included in cash flows from investing activities	(100,373)	(50,287)	2,797

自該收購事項以來，截至二零二零年十二月三十一日止年度，高縣三鼎、筠連三鼎及長寧三鼎向本集團的綜合財務報表貢獻收入103,965,000港元及溢利25,952,000港元。

倘合併於年初進行，則年內本集團的收入將增加239,389,000港元，而年內本集團的溢利將增加41,270,000港元。

- (d) 中山華潤燃氣有限公司(「中山華潤」)分別由本集團及另一名股東持有55%及45%權益，從事氣體燃料及相關產品的銷售及分銷、燃氣接駁、燃氣器具銷售及汽車加氣站的氣體燃料銷售。於二零二零年七月一日，股東修訂組織章程細則，規定所有戰略性財務及經營決策須獲得中山華潤半數董事會成員的批准。由於大多數董事由本集團提名，因此本集團可控制所有重大經營、投資及融資活動，至此，中山華潤成為本集團的附屬公司。

37. BUSINESS COMBINATIONS (CONTINUED)

The goodwill recognised above consists largely of the expected synergies from combining operations of 高縣三鼎, 筠連三鼎 and 長寧三鼎 with the Group.

An analysis of the cash flows in respect of these acquisitions is as follows:

		高縣三鼎 千港元 HK\$'000	筠連三鼎 千港元 HK\$'000	長寧三鼎 千港元 HK\$'000
Cash consideration		(107,884)	(58,722)	–
Cash and bank balances acquired		7,511	8,435	2,797
Net outflow of cash and cash equivalents included in cash flows from investing activities		(100,373)	(50,287)	2,797

Since the acquisition, 高縣三鼎, 筠連三鼎 and 長寧三鼎 contributed revenue of HK\$103,965,000 and profit of HK\$25,952,000 to the Group's consolidated financial statements for the year ended 31st December, 2020.

Had the combination taken place at the beginning of the year, the revenue of the Group for the year would have been increased by HK\$239,389,000 and the profit of the Group for the year would have been increased by HK\$41,270,000.

- (d) 中山華潤燃氣有限公司(“中山華潤”), which engaged in the sale and distribution of gas fuel and related products, gas connection, the sale of gas appliances and the sale of gas fuel in automobile refilling stations, is 55% held by the Group and 45% by another shareholder. On 1st July, 2020, the shareholders modified the articles of association that all of the strategic financial and operating decisions must be approved by half of the members of the board of the directors in 中山華潤. As the majority directors are nominated by the Group, the Group takes the control over all significant operating, investing and financing activities, at which time, 中山華潤 became a subsidiary of the Group.

37. 業務合併(續)

於收購日期，中山華潤可識別資產及負債的公平值如下：

37. BUSINESS COMBINATIONS (CONTINUED)

The fair values of the identifiable assets and liabilities of 中山華潤 as at the date of acquisition were as follows:

		附註 Notes	於收購確認的 公平值 Fair values recognised on acquisition 千港元 HK\$' 000
物業、廠房及設備	Property, plant and equipment	14	536,623
使用權資產	Right-of-use assets	16	5,405
遞延稅項資產	Deferred tax assets	33	3,046
物業、廠房及設備按金	Deposit for property, plant and equipment		451
銀行結餘及現金	Bank balances and cash		69,023
應收貿易賬款及其他應收款	Trade and other receivables		290,970
存貨	Inventories		7,444
合同工程相關資產	Assets related to contract works		263,270
應付貿易賬款及其他應付款	Trade and other payables		(140,550)
合同負債	Contract liabilities		(425,815)
應付稅項	Tax payables		(28,350)
遞延稅項負債	Deferred tax liabilities	33	(20,157)
可識別資產淨值總額(按公平值計)	Total identifiable net assets at fair value		561,360
非控股權益	Non-controlling interests		(258,823)
以於合營公司的權益表示的過往所持權益(按公平值計)	Previously held interests, represented by interests in joint ventures, at fair value		302,537

有關收購中山華潤的現金流量分析如下：

An analysis of the cash flows in respect of the acquisition of 中山華潤 is as follows:

		千港元 HK\$' 000
現金代價	Cash consideration	–
已收購現金及銀行結餘	Cash and bank balances acquired	69,023
計入投資業務所得現金流量的現金及現金等價物流入淨額	Net inflow of cash and cash equivalents included in cash flows from investing activities	69,023

自該收購事項以來，截至二零二零年十二月三十一日止年度，中山華潤向本集團綜合財務報表貢獻收入1,223,537,000港元及溢利136,427,000港元。

Since the acquisition, 中山華潤 contributed revenue of HK\$1,223,537,000 and profit of HK\$136,427,000 to the Group's consolidated financial statements for the year ended 31st December, 2020.

37. 業務合併(續)

倘合併於年初進行，則年內本集團的收入將增加1,779,851,000港元，而年內本集團的溢利將增加239,071,000港元。

- (e) 宜賓華潤燃氣有限公司(「宜賓華潤」)分別由本集團、潤成投資及一名獨立第三方持有49%、2%及49%權益。宜賓華潤從事氣體燃料及相關產品的銷售及分銷、燃氣接駁、燃氣器具銷售及汽車加氣站的氣體燃料銷售。

於二零二零年八月一日，持有宜賓華潤49%權益的獨立第三方與本集團簽訂備忘錄，在該備忘錄中，該股東同意本集團對宜賓華潤的經營、投資及融資業務所作的決定，亦同意委任由本集團提名的宜賓華潤的所有高級管理層。因此，本集團可控制所有重大經營、投資及融資活動，至此，宜賓華潤成為本集團的附屬公司。

37. BUSINESS COMBINATIONS (CONTINUED)

Had the combination taken place at the beginning of the year, the revenue of the Group for the year would have been increased by HK\$1,779,851,000 and the profit of the Group for the year would have been increased by HK\$239,071,000.

- (e) 宜賓華潤燃氣有限公司(“宜賓華潤”) is 49% held by the Group, 2% by 潤成投資 and 49% by an independent third-party. 宜賓華潤 is engaged in the sale and distribution of gas fuel and related products, gas connection, the sale of gas appliances and the sale of gas fuel in automobile refilling stations.

On 1st August, 2020, the independent third-party with 49% interests in 宜賓華潤 and the Group signed a memorandum in which the shareholder would agree with the Group's decisions on operating, investing and financing activities of 宜賓華潤, and would also agree the appointment of all senior management of 宜賓華潤 nominated by the Group. Accordingly, the Group takes the control over all significant operating, investing and financing activities, at which time, 宜賓華潤 became a subsidiary of the Group.

37. 業務合併(續)

37. BUSINESS COMBINATIONS (CONTINUED)

於收購日期，宜賓華潤可識別資產及負債的公平值如下：

The fair values of the identifiable assets and liabilities of 宜賓華潤 as at the date of acquisition were as follows:

		Notes 附註	於收購確認的 公平值 Fair values recognised on acquisition 千港元 HK\$' 000
物業、廠房及設備	Property, plant and equipment	14	482,482
使用權資產	Right-of-use assets	16	29,681
於合營公司的權益	Interests in joint ventures	17	2,197
經營權	Operating rights	21	15,850
物業、廠房及設備按金	Deposit for property, plant and equipment		821
銀行結餘及現金	Bank balances and cash		51,277
應收貿易賬款及其他應收款	Trade and other receivables		305,161
存貨	Inventories		5,638
合同工程相關資產	Assets related to contract works		44,250
應付貿易賬款及其他應付款	Trade and other payables		(146,695)
合同負債	Contract liabilities		(116,177)
遞延稅項負債	Deferred tax liabilities	33	(11,320)
其他長期負債	Other long-term liabilities		(118,356)
可識別資產淨值總額(按公平值計)	Total identifiable net assets at fair value		544,809
非控股權益	Non-controlling interests		(291,424)
以於合營公司的權益表示的過往所持權益(按公平值計)	Previously held interests, represented by interests in joint ventures, at fair value		253,385

有關收購宜賓華潤的現金流量分析如下：

An analysis of the cash flows in respect of the acquisition of 宜賓華潤 is as follows:

		千港元 HK\$' 000
現金代價	Cash consideration	-
已收購現金及銀行結餘	Cash and bank balances acquired	51,277
計入投資業務所得現金流量的現金及現金等價物流入淨額	Net inflow of cash and cash equivalents included in cash flows from investing activities	51,277

37. 業務合併(續)

自該收購事項以來，截至二零二零年十二月三十一日止年度，宜賓華潤向本集團綜合財務報表貢獻收入544,820,000港元及溢利44,510,000港元。

倘合併於年初進行，則年內本集團的收入將增加812,213,000港元，而年內本集團的溢利將增加75,856,000港元。

- (f) 於二零二零年十一月十一日，本集團自獨立第三方安嶽縣順發天然氣有限責任公司（「安嶽順發」）收購氣體燃料及相關產品的銷售及分銷以及燃氣接駁業務及相關資產組別。該收購事項是本集團持續擴張戰略的一部分，目標是成為下游城市燃氣行業的市場領導者。該收購事項的購買代價以現金支付，其中人民幣237,250,000元（相當於273,575,000港元）已於二零二零年十一月三十日支付及餘下人民幣127,750,000元（相當於147,309,000港元）已於二零二零年十二月三十一日計入其他應付款。

37. BUSINESS COMBINATIONS (CONTINUED)

Since the acquisition, 宜賓華潤 contributed revenue of HK\$544,820,000 and profit of HK\$44,510,000 to the Group's consolidated financial statements for the year ended 31st December, 2020.

Had the combination taken place at the beginning of the year, the revenue of the Group for the year would have been increased by HK\$812,213,000 and the profit of the Group for the year would have been increased by HK\$75,856,000.

- (f) On 11th November, 2020, the Group acquired the business of the sale and distribution of gas fuel and related products and gas connection and related asset group from 安嶽縣順發天然氣有限責任公司（“安嶽順發”），an independent third-party. The acquisition is part of the on-going expansion strategy of the Group with the aim of becoming the market leader in the downstream city gas industry. The purchase consideration for the acquisition was in the form of cash, with RMB237,250,000 equivalent of HK\$273,575,000 paid on 30th November, 2020 and the remaining RMB127,750,000 equivalent of HK\$147,309,000 was included in other payables as at 31st December, 2020.

37. 業務合併(續)

於收購日期，安嶽順發可識別資產及負債的公平值如下：

37. BUSINESS COMBINATIONS (CONTINUED)

The fair values of the identifiable assets and liabilities of 安嶽順發 as at the date of acquisition were as follows:

		附註 Notes	於收購確認的 公平值 Fair values recognised on acquisition 千港元 HK\$'000
物業、廠房及設備	Property, plant and equipment	14	159,873
使用權資產	Right-of-use assets	16	561
經營權	Operating rights	21	137,988
應收貿易賬款及其他應收款	Trade and other receivables		2,498
存貨	Inventories		1,084
合同負債	Contract liabilities	28	(9,946)
可識別資產淨值總額(按公平值計)	Total identifiable net assets at fair value		292,058
收購產生的商譽	Goodwill on acquisition	20	128,826
總代價	Total consideration		420,884
— 以現金支付	– Satisfied by cash		273,575
— 於二零二零年十二月三十一日 計入其他應付款	– Included in other payables as at 31st December, 2020		147,309

上文確認的商譽主要包括所收購資產組別產生的預期協同效應。

The goodwill recognised above consists largely of the expected synergies from the asset group purchased.

有關收購安嶽順發的現金流量分析如下：

An analysis of the cash flows in respect of the acquisition of 安嶽順發 is as follows:

		千港元 HK\$'000
現金代價	Cash consideration	(273,575)
已收購現金及銀行結餘	Cash and bank balances acquired	–
計入投資業務所得現金流量的 現金及現金等價物流出淨額	Net outflow of cash and cash equivalents included in cash flows from investing activities	(273,575)

37. 業務合併(續)

自收購以來，安嶽順發為本集團截至二零二零年十二月三十一日止年度的綜合財務報表貢獻收入19,904,000港元及溢利1,359,000港元。

倘合併於年初發生，則本集團於本年度的收入將增加113,286,000港元，本集團於本年度的溢利將增加18,727,000港元。

- (g) 於二零二零年十一月三十日，本集團自汕頭新奧燃氣有限公司收購汕頭市新奧濠江燃氣有限公司(「新奧濠江」)的83.33%權益。

於收購日期，新奧濠江可識別資產及負債的公平值如下：

37. BUSINESS COMBINATIONS (CONTINUED)

Since the acquisition, 安嶽順發 contributed revenue of HK\$19,904,000 and profit of HK\$1,359,000 to the Group's consolidated financial statements for the year ended 31st December, 2020.

Had the combination taken place at the beginning of the year, the revenue of the Group for the year would have been increased by HK\$113,286,000 and the profit of the Group for the year would have been increased by HK\$18,727,000.

- (g) On 30th November, 2020, the Group acquired 83.33% interests in 汕頭市新奧濠江燃氣有限公司(“新奧濠江”) from 汕頭新奧燃氣有限公司.

The fair values of the identifiable assets and liabilities of 新奧濠江 as at the date of acquisition were as follows:

		於收購確認的 公平值 Fair values recognised on acquisition	
		附註 Notes	千港元 HK\$'000
物業、廠房及設備	Property, plant and equipment	14	4,497
銀行結餘及現金	Bank balances and cash		757
應收貿易賬款及其他應收款	Trade and other receivables		20,190
存貨	Inventories		10
應付貿易賬款及其他應付款	Trade and other payables		(666)
可識別資產淨值總額(按公平值計)	Total identifiable net assets at fair value		24,788
總代價	Total consideration		24,788

有關收購新奧濠江的現金流量分析如下：

An analysis of the cash flows in respect of the acquisition of 新奧濠江 is as follows:

		千港元 HK\$'000
現金代價	Cash consideration	-
已收購現金及銀行結餘	Cash and bank balances acquired	757
計入投資業務所得現金流量的 現金及現金等價物流入淨額	Net inflow of cash and cash equivalents included in cash flows from investing activities	757

綜合財務報表附註

Notes to the Consolidated Financial Statements

截至二零二零年十二月三十一日止年度 For the year ended 31st December, 2020

37. 業務合併(續)

自該收購事項以來，新奧濠江對截至二零二零年十二月三十一日止年度的綜合溢利造成34,000港元的虧損。

倘合併於年初進行，則年內本集團的溢利將減少719,000港元。

37. BUSINESS COMBINATIONS (CONTINUED)

Since the acquisition, 新奧濠江 caused a loss of HK\$34,000 to the consolidated profit for the year ended 31st December, 2020.

Had the combination taken place at the beginning of the year, the profit of the Group for the year would have been decreased by HK\$719,000.

38. 承擔

本集團於報告期末擁有以下資本承擔：

38. COMMITMENTS

The Group had the following capital commitments at the end of the reporting period:

		二零二零年 2020 千港元 HK\$' 000	二零一九年 2019 千港元 HK\$' 000 (重列) (Restated)
就以下各項已訂約但未於本集團財務報表中撥備的資本開支：	Capital expenditure contracted for but not provided in the Group's financial statements in respect of:		
購置物業、廠房及設備以及使用權資產	Acquisition of property, plant and equipment and right-of use assets	212,316	76,298
投資(附註)	Investments (Note)	95,053	2,836,646
		307,369	2,912,944

附註：本集團與獨立第三方訂立若干協議，以在中國成立若干家中外合營企業。

Note: The Group entered into several agreements with independent third parties to establish certain Sino-foreign joint venture enterprises in the PRC.

39. 資產抵押

於二零二零年十二月三十一日，本集團已抵押下列資產作為應付予天然氣供應商的應付貿易賬款及對政府的特許經營表現的擔保：

39. PLEDGE OF ASSETS

At 31st December, 2020, the Group pledged the following assets as security for trade payables to suppliers of natural gas and franchise performance to the government:

		二零二零年 2020 千港元 HK\$' 000	二零一九年 2019 千港元 HK\$' 000 (重列) (Restated)
已抵押銀行存款	Pledged bank deposits	12,193	5,208

40. 關連人士披露

與關連人士的交易／結餘

除相關附註所載的關連人士交易外，本集團於年內與關連人士進行下列重大交易：

40. RELATED PARTY DISCLOSURES

Transactions/balances with related parties

In addition to the related party transactions set out in the respective notes, the Group entered into the following material transactions with related parties during the year:

	附註 Notes	二零二零年 2020 千港元 HK\$' 000	二零一九年 2019 千港元 HK\$' 000 (重列) (Restated)
與聯營公司的交易：	Transactions with associates:		
銷售貨品	Sale of goods a	208,774	182,974
購買貨品	Purchase of goods b	102,404	13,722
收購使用權資產	Acquisition of right-of-use assets c	—	19,962
貸款利息收入	Interest income from loans	2,790	299
與合營公司的交易：	Transactions with joint ventures:		
銷售貨品	Sale of goods a	601,307	151,461
購買貨品	Purchase of goods b	109,425	110,343
利息收入	Interest income	1,568	1,326
利息開支	Interest expenses	3,584	6,619
與同系附屬公司的交易：	Transactions with fellow subsidiaries:		
存款利息收入	Interest income from deposits d	13,006	8,670
貸款利息收入	Interest income from a loan e	57,794	39,205
與非控股股東的交易：	Transactions with non-controlling shareholders:		
銷售貨品	Sale of goods a	199,515	379,893
購買貨品	Purchase of goods b	707,941	742,777
租金開支	Rental expenses f	450	392
與中間控股公司的交易：	Transactions with intermediate holding companies:		
利息收入	Interest income e	—	16,739
利息開支	Interest expenses e	51,666	89,364

40. 關連人士披露 (續)

與關連人士的交易 / 結餘 (續)

附註：

- a. 向聯營公司、合營公司及非控股股東進行的銷售根據向本集團主要客戶提供的已發佈價格及條件作出。
- b. 向聯營公司、合營公司及非控股股東進行的購買根據聯營公司、合營公司及非控股股東向其主要客戶提供的已發佈價格及條件作出。
- c. 向聯營公司收購使用權資產的價格根據市場租金作出。
- d. 於二零二零年十二月三十一日，本集團於本公司同系附屬公司珠海華潤銀行股份有限公司存入銀行及其他存款1,477,077,314.95港元(二零一九年：1,093,504,679.68港元)，該等存款計入銀行結餘及現金。
- e. 來自同系附屬公司及中間控股公司的貸款利息收入及開支乃根據同期中國人民銀行宣佈的人民幣貸款基準利率作出。
- f. 支付予同系附屬公司的租金開支乃根據市場租金作出。

本集團自身為中國政府控制的中國華潤旗下較大集團公司的一部分，而本集團目前在以中國政府控制、共同控制或施加重大影響力的實體為主的經濟環境運營。

除與母公司及其附屬公司的交易(已於綜合財務報表的其他附註披露)外，本集團亦與中國政府直接或間接控制、共同控制或施加重大影響力的實體在日常業務過程中進行業務，包括其大部分銀行存款及相應利息收入、若干銀行及其他借貸以及相應財務成本、大部分採購及部分燃氣銷售的業務。本公司董事認為與該等政府相關實體進行交易，屬於正常商業營運，並根據市場條款進行。本集團亦已制定其定價策略，而該等策略並不倚賴對手方是否為政府相關實體。

40. RELATED PARTY DISCLOSURES (CONTINUED)

Transactions/balances with related parties (Continued)

Notes:

- a. The sales to the associates, the joint ventures, and the non-controlling shareholders were made according to the published prices and conditions offered to the major customers of the Group.
- b. The purchases from the associates, the joint ventures and the non-controlling shareholders were made according to the published prices and conditions offered by the associates, the joint ventures and the non-controlling shareholders to their major customers.
- c. The price of acquisition of right-of-use assets from the associates were made according to the market rents.
- d. At 31st December, 2020, the Group placed bank and other deposits of HK\$1,477,077,314.95 (2019: HK\$1,093,504,679.68) with China Resources Bank of Zhuhai Co., Ltd., a fellow subsidiary of the Company, and these deposits were included in bank balances and cash.
- e. The interest income and expenses from loans from the fellow subsidiaries, and the intermediate holding companies were made according to the benchmark interest rate for RMB loans over the same period announced by the People's bank of China.
- f. The rental expenses to fellow subsidiaries were made according to the market rents.

The Group itself is part of a larger group of companies under CRCL which is controlled by the government of the PRC and the Group operates in an economic environment currently predominated by entities controlled, jointly controlled or significantly influenced by the PRC government.

Apart from the transactions with the parent company and its subsidiaries which have been disclosed in other notes to the consolidated financial statements, the Group also conducts businesses with entities directly or indirectly controlled, jointly controlled or significantly influenced by the PRC government in the ordinary course of business, including businesses regarding the majority of its bank deposits and the corresponding interest income, certain bank and other borrowings and the corresponding finance costs, a large portion of purchases and part of the sales of gas. The directors of the Company consider the transactions with these government-related entities are within normal business operations and are carried out on market terms. The Group has established its pricing strategies and these strategies do not depend on whether or not the counterparties are government-related entities.

40. 關連人士披露 (續)

本集團主要管理人員酬金

		二零二零年 2020 千港元 HK\$' 000	二零一九年 2019 千港元 HK\$' 000
短期福利	Short-term benefits	39,952	59,928
僱員退休福利	Post-employment benefits	822	1,235
		40,774	61,163

40. RELATED PARTY DISCLOSURES (CONTINUED)

Compensation of key management personnel of the Group

41. 資本風險管理

本集團管理其資本以維持經營業務所得現金流量的持續性及銀行及使用其他借貸靈活性之間的平衡。本集團亦定期監控現時及預期流動資金需求及符合貸款契諾，以確保具備足夠的營運資金及充足的融資渠道以滿足流動資金需求。本集團維持過往年度之整體策略不變。

本集團的資本架構包括負債(包括銀行及其他借貸)及優先票據，不包括銀行結餘及本公司擁有人應佔股本(由已發行資本、保留溢利及其他儲備組成)。

本集團管理層定期檢討資本架構。管理層認為資本成本及相關風險乃檢討內容的一部分，並採取適當行動調整本集團的資本架構，包括派付股息、發行新股、發行新債或償清現有債務。

41. CAPITAL RISK MANAGEMENT

The Group manages its capital to maintain a balance between continuity of cash flows from operating activities and the flexibility through the use of bank and other borrowings. The Group also monitors the current and expected liquidity requirements and its compliance with lending covenants regularly to ensure that sufficient working capital and adequate committed lines of funding are maintained to meet its liquidity requirements. The Group's overall strategy remains unchanged from prior years.

The capital structure of the Group consists of debts, which include bank and other borrowings, senior notes, net of bank balances and equity attributable to owners of the Company, comprising issued capital, retained profits and other reserves.

The management of the Group reviews the capital structure on a regular basis. As part of this review, management considers the cost of capital and the associated risks, and takes appropriate actions to adjust the Group's capital structure through the payment of dividends, new share issues as well as the issue of new debts or the redemption of existing debts.

42. 金融工具

(a) 金融工具類別

二零二零年

金融資產

42. FINANCIAL INSTRUMENTS

(a) Categories of financial instruments

2020

Financial assets

		按公平值計入其他 全面收益的金融資產 Financial assets at fair value through other comprehensive income			按攤銷成本列賬 的金融資產 Financial assets at amortised cost		總額 Total
		債務投資 Debt investments	股本投資 Equity investments	千港元 千港元	千港元 千港元	千港元 千港元	千港元 千港元
		HK\$' 000	HK\$' 000	HK\$' 000	HK\$' 000	HK\$' 000	HK\$' 000
按公平值計入 其他全面收益 的股本投資	Equity investments at fair value through other comprehensive income	-	153,100	-	-	-	153,100
應收貿易賬款	Trade receivables	107,516	-	4,788,065	-	4,895,581	4,895,581
計入其他應收款 及其他資產 的金融資產	Financial assets included in other receivables and other assets	-	-	3,813,708	-	3,813,708	3,813,708
已抵押銀行存款	Pledged bank deposits	-	-	12,193	-	12,193	12,193
銀行結餘及現金	Bank balances and cash	-	-	13,442,206	-	13,442,206	13,442,206
		107,516	153,100	22,056,172	-	22,316,788	22,316,788

金融負債

Financial liabilities

		按攤銷成本列賬 的金融負債 Financial liabilities at amortised cost	
		千港元 千港元	
		HK\$' 000 HK\$' 000	
應付貿易賬款	Trade payables	-	7,418,545
銀行及其他借款	Bank and other borrowings	-	2,846,933
優先票據	Senior notes	-	5,535,664
租賃負債	Lease liabilities	-	318,476
計入其他應付款及其他負債的 金融負債	Financial liabilities included in other payables and other liabilities	-	4,711,959
		-	20,831,577

42. 金融工具(續)

(a) 金融工具類別(續)

二零一九年(重列)

金融資產

		按攤銷成本列賬 的金融資產			總額
		債務投資	股本投資	Financial assets at amortised cost	
		Debt investments	Equity investments	Financial assets at amortised cost	Total
		千港元	千港元	千港元	千港元
		HK\$' 000	HK\$' 000	HK\$' 000	HK\$' 000
按公平值計入	Equity investments at				
其他全面收益	fair value through other				
的股本投資	comprehensive income	-	146,258	-	146,258
應收貿易賬款	Trade receivables	42,630	-	4,887,370	4,930,000
計入其他應收款	Financial assets included				
及其他資產	in other receivables and				
的金融資產	other assets	-	-	3,256,606	3,256,606
已抵押銀行存款	Pledged bank deposits	-	-	5,208	5,208
銀行結餘及現金	Bank balances and cash	-	-	13,502,481	13,502,481
		42,630	146,258	21,651,665	21,840,553

金融負債

Financial liabilities

		按攤銷成本列賬 的金融負債	
		Financial liabilities at amortised cost	
		千港元	
		HK\$' 000	
應付貿易賬款	Trade payables	8,869,470	
銀行及其他借款	Bank and other borrowings	2,316,608	
優先票據	Senior notes	5,545,404	
租賃負債	Lease liabilities	361,167	
計入其他應付款及其他負債的金融負債	Financial liabilities included in other payables and other liabilities	6,861,219	
		21,953,868	

42. 金融工具 (續)

(b) 財務風險管理目標及政策

本集團的主要金融工具包括按公平值計入其他全面收益的股本投資、投資按金、應收貿易賬款及其他應收款、已抵押銀行存款、銀行結餘及現金、其他存款、應付貿易賬款及其他應付款、銀行及其他借貸、優先票據及其他長期負債。該等金融工具的詳情披露於其各自的附註。與該等金融工具相關的風險及如何減低該等風險的政策載於下文。本集團管理及監察該等風險，確保能按時及有效採取適當措施。

外幣風險

以下載列本集團於報告期末以外幣（即各集團實體之功能貨幣以外的貨幣）列值的貨幣資產及貨幣負債（主要來自銀行結餘及現金、銀行及其他借貸及優先票據）的賬面值：

		二零二零年 2020 千港元 HK\$000	二零一九年 2019 千港元 HK\$000 (重列) (Restated)
資產	Assets		
美元兌人民幣	US\$ against RMB	57,750	73,460
美元兌港元	US\$ against HK\$	1,011	2,659
港元兌人民幣	HK\$ against RMB	1,463	9,110
人民幣兌港元	RMB against HK\$	113,267	66,044
負債	Liabilities		
美元兌港元	US\$ against HK\$	5,535,664	5,545,404
日圓兌人民幣	JPY against RMB	257,470	251,029

本集團透過密切關注外幣匯率波動以控制其外幣風險。本集團現時並無訂立任何外幣遠期合同對沖外幣風險。管理層將於必要時考慮對沖外幣風險。

42. FINANCIAL INSTRUMENTS (CONTINUED)

(b) Financial risk management objectives and policies

The Group's major financial instruments include equity investments at fair value through other comprehensive income, deposits for an investment, trade and other receivables, pledged bank deposits, bank balances and cash, other deposits, trade and other payables, bank and other borrowings, senior notes and other long-term liabilities. Details of these financial instruments are disclosed in the respective notes. The risks associated with these financial instruments and the policies on how to mitigate these risks are set out below. The Group manages and monitors these exposures to ensure that appropriate measures are implemented in a timely and effective manner.

Foreign currency risk

The carrying amounts of the Group's monetary assets and monetary liabilities denominated in foreign currencies, i.e. currencies other than the functional currency of the respective group entities, which are mainly bank balances and cash, bank and other borrowings and senior notes, at the end of the reporting period are as follows:

The Group manages its foreign currency risk by closely monitoring the movements of foreign currency exchange rates. The Group currently has not entered into any foreign currency forward contracts to hedge against foreign currency risk. Management will consider hedging foreign currency exposure should the need arise.

42. 金融工具(續)

(b) 財務風險管理目標及政策(續)

外幣風險(續)

外幣敏感度分析

下表載列本集團就集團實體的相關功能貨幣兌換下列外幣上升及下跌5%(二零一九年:5%)的敏感度。5%(二零一九年:5%)為敏感度率,為管理層對外幣匯率可能出現變動的評估的基準。敏感度分析僅包括尚未處理的以外幣為單位的貨幣項目,並於年終按外幣匯率5%(二零一九年:5%)的變化調整其匯兌。由於美元與港元掛鈎,因此敏感度分析不包括一家實體(以港元作為其功能貨幣)以美元為單位的結餘。倘集團實體的相關功能貨幣兌相關外幣上升5%(二零一九年:5%),則正數表示年內稅前溢利增加;倘集團實體的相關功能貨幣兌相關外幣下跌5%(二零一九年:5%),則年內稅前溢利可能受到相等但反向的影響且下列結餘將為負數。

42. FINANCIAL INSTRUMENTS (CONTINUED)

(b) Financial risk management objectives and policies (Continued)

Foreign currency risk (Continued)

Foreign currency sensitivity analysis

The following table details the Group's sensitivity to a 5% (2019: 5%) increase and decrease in the relevant functional currencies of the group entities, against the following foreign currencies. 5% (2019: 5%) is the sensitivity rate which represents management's assessment of the possible change in foreign currency rates. The sensitivity analysis includes only outstanding monetary items denominated in foreign currencies and adjusts their translation at the year end for the 5% (2019: 5%) change in foreign currency rates. The sensitivity analysis excludes balances which are denominated in US\$ for an entity with HK\$ as its functional currency since US\$ is pegged to HK\$. A positive number indicates an increase in pre-tax profit for the year when the relevant functional currencies of the group entities strengthen by 5% (2019: 5%) against the relevant foreign currencies. For a 5% (2019: 5%) weakening of the relevant functional currencies of the group entities against the relevant foreign currencies, there would be an equal but opposite impact on the pre-tax profit for the year and the balances below would be negative.

		二零二零年 2020 千港元 HK\$'000	二零一九年 2019 千港元 HK\$'000 (重列) (Restated)
美元	US\$		
年內稅前溢利	Pre-tax profit for the year	2,888	3,673
港元	HK\$		
年內稅前溢利	Pre-tax profit for the year	73	456
日圓	JPY		
年內稅前溢利	Pre-tax profit for the year	(12,874)	(12,551)
人民幣	RMB		
年內稅前溢利	Pre-tax profit for the year	5,663	3,302

42. 金融工具 (續)

(b) 財務風險管理目標及政策 (續)

外幣風險 (續)

外幣敏感度分析 (續)

管理層認為，由於在年終面臨的風險並不反映全年的風險，因此敏感度分析不能代表固有的外匯風險。

利率風險

本集團的銀行結餘及已抵押銀行存款(有關結餘的詳情請參閱附註26及25)、浮息應收／應付合營公司款項、應付中間控股公司款項及銀行及其他借貸(有關該等借貸的詳情請參閱附註27及30)承受與現行市場利率有關的現金流量利率風險。管理層持續監察利率波動情況並於需要時考慮進一步對沖利率風險。

本集團亦承受有關定息銀行及其他借貸、應收中間控股公司款項、應收同系附屬公司款項及優先票據(有關詳情請參閱附註23及31)的公平值利率風險。管理層會持續監察利率風險。

利率敏感度分析

敏感度分析取決於計息銀行結餘、其他存款、有抵押銀行存款、應收／應付合營公司款項、應付中間控股公司款項以及銀行及其他借貸的利率風險。分析乃假設於各報告期末的該等未償還結餘於整年內均未償還。採用10或50個基點的增加或減少，代表管理層對利率的合理可能變動作出的評估。

42. FINANCIAL INSTRUMENTS (CONTINUED)

(b) Financial risk management objectives and policies (Continued)

Foreign currency risk (Continued)

Foreign currency sensitivity analysis (Continued)

In management's opinion, the sensitivity analysis is unrepresentative of the inherent foreign exchange risk as the year end exposure does not reflect the exposure during the year.

Interest rate risk

The Group is exposed to cash flow interest rate risk in relation to prevailing market interest rates on bank balances and pledged bank deposits (see notes 26 and 25 for details of these balances) and floating-rate amounts due from/to joint ventures, amounts due to intermediate holding companies and bank and other borrowings (see notes 27 and 30 for details of these borrowings). Management continuously monitors interest rate fluctuation and will consider further hedging interest rate risk should the need arise.

The Group is also exposed to fair value interest rate risk in relation to fixed-rate bank and other borrowings, amounts due from intermediate holding companies, amounts due from fellow subsidiaries and senior notes (see notes 23 and 31 for details). Management continuously monitors interest rate exposure.

Interest rate sensitivity analysis

The sensitivity analysis has been determined based on the exposure to interest rates for interest-bearing bank balances, other deposits, pledged bank deposits, amounts due from/to joint ventures, amounts due to intermediate holding companies and bank and other borrowings. The analysis is prepared assuming that those balances outstanding at the end of each reporting period were outstanding for the whole year. A 10 or 50 basis points increase or decrease which represents management's assessment of the reasonably possible change in interest rates is used.

42. 金融工具 (續)**(b) 財務風險管理目標及政策 (續)***利率風險 (續)**利率敏感度分析 (續)*

倘按浮息計值的銀行結餘、其他存款、已抵押銀行存款及應收／應付合營公司款項的利率上調／下浮10個基點且所有其他變數維持不變，則截至二零二零年十二月三十一日止年度的稅前溢利將增加／減少13,186,000港元(二零一九年：12,990,000港元)。倘浮息銀行及其他借貸以及應付中間控股公司款項的利率上調／下浮50個基點且所有其他變數維持不變，則截至二零二零年十二月三十一日止年度的稅前溢利將減少／增加23,724,000港元(二零一九年：35,111,000港元)。這主要是由於本集團浮息銀行及其他借貸以及應付中間控股公司款項的利率以香港銀行同業拆息為基準，承受利率風險所致。

本集團面臨的現金流量利率風險主要是香港銀行同業拆息及中國人民銀行基準利率之波動。

信貸風險

倘交易對手未能履行有關各類已確認金融資產的責任，則本集團的信貸風險將以綜合財務狀況表所列的該等資產賬面值為限。為盡量減低信貸風險，本集團制訂政策以釐定信貸限額、批核信貸額及其他監管程序，以確保能跟進追討有關逾期債務的事宜。

於接納任何新客戶前，本集團就新客戶的信譽進行調查、評估潛在客戶的信貸質素並界定客戶的信貸限額。賦予客戶的信貸限額每年檢討一次。

42. FINANCIAL INSTRUMENTS (CONTINUED)**(b) Financial risk management objectives and policies (Continued)***Interest rate risk (Continued)**Interest rate sensitivity analysis (Continued)*

If the interest rate on bank balances, other deposits, pledged bank deposits and amounts due from/to joint ventures carried at variable rates had been 10 basis points higher/lower and all other variables were held constant, the pre-tax profit for the year ended 31st December, 2020 would increase/decrease by HK\$13,186,000 (2019: HK\$12,990,000). If the interest rate on floating-rate bank and other borrowings and amounts due to intermediate holding companies had been 50 basis points higher/lower and all other variables were held constant, the pre-tax profit for the year ended 31st December, 2020 would decrease/increase by HK\$23,724,000 (2019: HK\$35,111,000). This is mainly attributable to the Group's exposure to interest rates benchmarked to HIBOR on its floating-rate bank and other borrowings and amounts due to intermediate holding companies.

The Group's exposure to cash flow interest rate risk is mainly concentrated on the fluctuation of the HIBOR and the People's Bank of China Base Rate.

Credit risk

The Group's maximum exposure to credit risk in the event of the counterparties' failure to perform their obligations in relation to each class of recognised financial assets is the carrying amount of those assets as stated in the consolidated statement of financial position. In order to minimise the credit risk, the Group has policies in place for determination of credit limits, credit approvals and other monitoring procedures to ensure that follow-up action is taken to recover overdue debts.

Before accepting any new customer, the Group carries out searches on the creditability of the new customer and assesses the potential customer's credit quality and defines credit limits by customer. Limits attributed to customers are reviewed once a year.

42. 金融工具 (續)

(b) 財務風險管理目標及政策 (續)

信貸風險 (續)

此外，本集團定期檢討各項個別貿易債務是否可收回，以確保就不可收回款項作出足夠減值虧損。就此，本集團認為信貸風險已大幅減少。

由於交易對手為具有良好信貸評級的金融機構，故此銀行存款的信貸風險有限。

於二零二零年十二月三十一日面臨的最大風險及年末階段分類

下表載列基於二零二零年十二月三十一日本集團信貸政策（主要基於過往逾期資料，除非其他資料可得，且毋須付出不必要成本或努力）以及年末階段分類列示的信貸質素及面臨的最大信貸風險。所呈列的金額為金融資產的總賬面值。

42. FINANCIAL INSTRUMENTS (CONTINUED)

(b) Financial risk management objectives and policies (Continued)

Credit risk (Continued)

In addition, the Group reviews the recoverability of each individual trade debt on a regular basis to ensure that adequate impairment losses are made for irrecoverable amounts. In this regard, the Group considers that the credit risk is significantly reduced.

The credit risk on bank deposits is limited because the counterparties are financial institutions with high credit standing.

Maximum exposure and year-end staging as at 31st December, 2020

The table below shows the credit quality and the maximum exposure to credit risk based on the Group's credit policy, which is mainly based on past due information unless other information is available without undue cost or effort, and year-end staging classification as at 31st December, 2020. The amounts presented are gross carrying amounts for financial assets.

42. 金融工具(續)

(b) 財務風險管理目標及政策(續)

信貸風險(續)

於二零二零年十二月三十一日面臨的最大風險及年末階段分類(續)

42. FINANCIAL INSTRUMENTS (CONTINUED)

(b) Financial risk management objectives and policies (Continued)

Credit risk (Continued)

Maximum exposure and year-end staging as at 31st December, 2020 (Continued)

		12個月預期 信貸虧損		全期預期信貸虧損		總計
		12-month ECLs	Lifetime ECLs	階段3	簡化法	
		階段1	階段2	階段3	簡化法	總計
		Stage 1	Stage 2	Stage 3	Simplified approach	Total
		千港元	千港元	千港元	千港元	千港元
		HKS' 000	HKS' 000	HKS' 000	HKS' 000	HKS' 000
應收合營公司款項	Amounts due from joint ventures	383,409	-	-	-	383,409
應收聯營公司款項	Amounts due from associates	125,931	-	-	-	125,931
應收非控股股東款項	Amounts due from non-controlling shareholders	88,324	-	-	-	88,324
應收同系附屬公司款項	Amounts due from fellow subsidiaries	2,519,914	-	-	-	2,519,914
應收貿易賬款*	Trade receivables*	-	-	-	5,251,785	5,251,785
其他應收款**	Other receivables**	738,221	-	-	-	738,221
已抵押銀行存款	Pledged bank deposits	12,193	-	-	-	12,193
銀行結餘及現金	Bank balances and cash	13,442,206	-	-	-	13,442,206
		17,310,198	-	-	5,251,785	22,561,983

* 就本集團採用簡化法作出減值的應收貿易賬款而言，有關撥備矩陣的基本資料披露於財務報表附註23。

** 當計入其他應收款的金融資產未逾期，且無資料顯示金融資產的信貸風險自初步確認起出現重大增加，則其信貸質素被視為「正常」。

* For trade receivables to which the Group applies the simplified approach for impairment, information based on the provision matrix is disclosed in note 23 to the financial statements.

** The credit quality of the financial assets included in other receivables is considered to be "normal" when they are not past due and there is no information indicating that the financial assets had a significant increase in credit risk since initial recognition.

42. 金融工具 (續)

(b) 財務風險管理目標及政策 (續)

信貸風險 (續)

於二零一九年十二月三十一日面臨的最大風險及年末階段分類 (重列)

下表載列基於二零一九年十二月三十一日本集團信貸政策 (主要基於過往逾期資料, 除非其他資料可得, 且毋須付出不必要成本或努力) 以及年末階段分類列示的信貸質素及面臨的最大信貸風險。所呈列的金額為金融資產的總賬面值。

		12個月預期 信貸虧損 12-month ECLs		全期預期信貸虧損 Lifetime ECLs		簡化法 Simplified approach	總額 Total
		階段1 Stage 1 千港元 HK\$'000	階段2 Stage 2 千港元 HK\$'000	階段3 Stage 3 千港元 HK\$'000	千港元 HK\$'000		
應收合營公司款項	Amounts due from joint ventures	308,534	-	-	-	-	308,534
應收聯營公司款項	Amounts due from associates	78,861	-	-	-	-	78,861
應收非控股股東款項	Amounts due from non-controlling shareholders	82,946	-	-	-	-	82,946
應收同系附屬公司款項	Amounts due from fellow subsidiaries	2,023,154	-	-	-	-	2,023,154
應收貿易賬款*	Trade receivables*	-	-	-	5,195,412	5,195,412	5,195,412
其他應收款**	Other receivables**	812,305	-	-	-	-	812,305
已抵押銀行存款	Pledged bank deposits	5,208	-	-	-	-	5,208
銀行結餘及現金	Bank balances and cash	13,502,481	-	-	-	-	13,502,481
		16,813,489	-	-	5,195,412	-	22,008,901

* 就本集團採用簡化法作出減值的應收貿易賬款而言, 有關撥備矩陣的基本資料披露於財務報表附註23。

** 當計入其他應收款的金融資產未逾期, 且無資料顯示金融資產的信貸風險自初步確認起出現重大增加, 則其信貸質素被視為「正常」。

42. FINANCIAL INSTRUMENTS (CONTINUED)

(b) Financial risk management objectives and policies (Continued)

Credit risk (Continued)

Maximum exposure and year-end staging as at 31st December, 2019 (Restated)

The table below shows the credit quality and the maximum exposure to credit risk based on the Group's credit policy, which is mainly based on past due information unless other information is available without undue cost or effort, and year-end staging classification as at 31st December, 2019. The amounts presented are gross carrying amounts for financial assets.

* For trade receivables to which the Group applies the simplified approach for impairment, information based on the provision matrix is disclosed in note 23 to the financial statements.

** The credit quality of the financial assets included in other receivables is considered to be "normal" when they are not past due and there is no information indicating that the financial assets had a significant increase in credit risk since initial recognition.

42. 金融工具 (續)**(b) 財務風險管理目標及政策 (續)****流動資金風險**

管理流動資金風險時，本集團監察並維持管理層認為足以撥付本集團業務的現金及現金等值水平，減輕波動對現金流量的影響。管理層亦監察銀行借貸的動用，確保遵守貸款契諾（如有）。

於二零二零年十二月三十一日，本集團流動負債淨額為8,381,292,000港元。經計入本集團的未動用銀行貸款備用額12,108,971,000港元、內部產生的資金及附註2所述的其他因素，本集團擁有充足的營運資金可滿足其自二零二零年十二月三十一日起未來十二個月的現時需求。

42. FINANCIAL INSTRUMENTS (CONTINUED)**(b) Financial risk management objectives and policies (Continued)****Liquidity risk**

In the management of liquidity risk, the Group monitors and maintains a level of cash and cash equivalents deemed adequate by management to finance the Group's operations and mitigate the effects of fluctuations in cash flows. Management also monitors the utilisation of bank borrowings and ensures compliance with loan covenants, if any.

At 31st December, 2020, the Group had net current liabilities of HK\$8,381,292,000. Taking into account of the unutilised banking facilities of HK\$12,108,971,000 and internally generated funds of the Group and the other factors described in note 2, the Group has sufficient working capital for its present requirements for the next twelve months from 31st December, 2020.

42. 金融工具 (續)

(b) 財務風險管理目標及政策 (續)

流動資金風險 (續)

下表詳細載列本集團金融負債的剩餘合同年期。該表按金融負債 (基於本集團可被要求支付的最早日期) 的未貼現現金流量編製。該表包括利息及本金的現金流量。

42. FINANCIAL INSTRUMENTS (CONTINUED)

(b) Financial risk management objectives and policies (Continued)

Liquidity risk (Continued)

The following table details the Group's remaining contractual maturity for its financial liabilities. The table has been drawn up based on the undiscounted cash flows of financial liabilities based on the earliest date on which the Group can be required to pay. The table includes both interest and principal cash flows.

		加權平均利率 Weighted average interest rate	按要求或	超過一年但	超過五年	未貼現現金	賬面值
			不到一年	不超過五年		流量總額	
		%	On demand or less than 1 year	but not more than 5 years	Over 5 years	Total undiscounted cash flows	Carrying amounts
		%	千港元	千港元	千港元	千港元	千港元
			HK\$'000	HK\$'000	HK\$'000	HK\$'000	HK\$'000
於二零二零年十二月三十一日	At 31st December, 2020						
應付貿易賬款及其他應付款	Trade and other payables						
- 免息	- interest-free	-	9,032,048	-	-	9,032,048	9,032,048
- 計息	- interest-bearing	1.40	308,710	-	-	308,710	304,448
- 計息	- interest-bearing	0.74	2,520,127	-	-	2,520,127	2,510,837
銀行及其他借貸	Bank and other borrowings	1.79	2,617,128	107,715	249,536	2,974,379	2,846,933
優先票據	Senior notes	4.80	249,927	5,678,886	-	5,928,813	5,535,664
租賃負債	Lease liabilities	4.22	102,346	172,482	84,146	358,974	318,476
其他長期負債	Other long-term liabilities	3.95	20,750	55,954	223,401	300,105	283,171
			14,851,036	6,015,037	557,083	21,423,156	20,831,577
於二零一九年十二月三十一日	At 31st December, 2019						
(重列)	(Restated)						
應付貿易賬款及其他應付款	Trade and other payables						
- 免息	- interest-free	-	7,877,121	-	-	7,877,121	7,877,121
- 計息	- interest-bearing	1.40	566,024	-	-	566,024	558,209
- 計息	- interest-bearing	2.90	5,027,140	-	-	5,027,140	5,027,140
銀行及其他借貸	Bank and other borrowings	2.80	2,091,514	99,770	254,920	2,446,204	2,316,608
優先票據	Senior notes	4.80	251,063	5,955,771	-	6,206,834	5,545,404
租賃負債	Lease liabilities	4.22	121,277	235,433	121,544	478,254	361,167
其他長期負債	Other long-term liabilities	3.95	25,337	53,916	205,813	285,066	268,219
			15,959,476	6,344,890	582,277	22,886,643	21,953,868

倘浮動利率的變動與於報告期末釐定的利率估計不同，則上述非衍生金融負債的浮息工具金額亦會相應變動。

The amounts included above for variable interest rate instruments for non-derivative financial liabilities are subject to change if changes in variable interest rates differ to those estimates of interest rates determined at the end of the reporting period.

42. 金融工具 (續)

(c) 金融工具的公平值計量

本附註提供有關本集團如何釐定各類金融資產及金融負債公平值的資料。

就財務呈報而言，本集團的部分資產乃按公平值計量。

於估算資產的公平值時，本集團使用可觀察市場數據(倘可得)。倘並無第一級輸入數據，本集團會訂定適當估值方法及輸入數據進行估值。

於估算若干類型金融工具的公平值時，本集團使用包含並非根據可觀察市場數據得出的輸入數據的估值方法。有關釐定各類資產及負債公平值所使用的估值方法、輸入數據及主要假設載於下文。

42. FINANCIAL INSTRUMENTS (CONTINUED)

(c) Fair value measurements of financial instruments

This note provides information about how the Group determines fair values of various financial assets and financial liabilities.

Some of the Group's assets are measured at fair value for financial reporting purposes.

In estimating the fair value of an asset, the Group uses market-observable data to the extent that it is available. Where Level 1 inputs are not available, the Group establishes the appropriate valuation techniques and inputs to perform the valuation.

The Group uses valuation techniques that include inputs that are not based on observable market data to estimate the fair value of certain types of financial instruments. The valuation techniques, inputs and key assumptions used in the determination of the fair value of various assets and liabilities are stated below.

42. 金融工具 (續)

(c) 金融工具的公平值計量 (續)

本集團以經常性基準按公平值計量的金融資產的公平值

於各報告期末，本集團的部分金融資產乃按公平值計量。下表載列如何釐定該等金融資產公平值的資料(尤其是所使用的估值方法及輸入數據)。

42. FINANCIAL INSTRUMENTS (CONTINUED)

(c) Fair value measurements of financial instruments (Continued)

Fair value of the Group's financial assets that are measured at fair value on a recurring basis

Some of the Group's financial assets are measured at fair value at the end of each reporting period. The following table gives information about how the fair values of these financial assets are determined (in particular, the valuation technique(s) and inputs used).

金融資產	於下列日期的公平值		公平值等級	估值方法及主要輸入數據 Valuation technique(s) and key input(s)	重大不可觀察輸入數據 Significant unobservable input(s)	不可觀察輸入數據與公平值的關係 Relationship of unobservable inputs to fair value	敏感度
	二零二零年 2020	二零一九年 2019 (重列) (Restated)					
指定按公平值計入其他全面收益的股本投資 Equity investments designated at fair value through other comprehensive income	上市股本證券 – 3,748,000港元 Listed equity securities – HK\$3,748,000	上市股本證券 – 4,264,000港元 Listed equity securities – HK\$4,264,000	第一級(i) Level 1 (i)	活躍市場所報買入價 Quoted bid prices in an active market	不適用 N/A	不適用 N/A	不適用 N/A
指定按公平值計入其他全面收益的股本投資 Equity investments designated at fair value through other comprehensive income	非上市股本證券 – 149,352,000港元 Non-listed equity securities – HK\$149,352,000	非上市股本證券 – 141,994,000港元 Non-listed equity securities – HK\$141,994,000	第三級(iii) Level 3 (iii)	估值倍數 Valuation multiples	同業平均市盈率、P/S、市淨率(P/B)、企業價值/於扣除利息、稅項、折舊及攤銷前(EV/EBITA)的倍數 Average P/E, P/S, P/B, EV/EBITA multiples of peers	倍數愈高，公平值愈高 The higher the multiples, the higher the fair value	倍數增加/減少5%可導致公平值增加/減少10,028,508港元 5% increase/decrease in multiples would result in increase/decrease in fair value by HK\$10,028,508
按公平值計入其他全面收益的債務投資 Debt investments at fair value through other comprehensive income	應收貿易賬款 – 107,516,000港元 Trade receivables – HK\$107,516,000	應收貿易賬款 – 42,630,000港元 Trade receivables – HK\$42,630,000	第二級(ii) Level 2 (ii)	重大可觀察輸入數據 Significant observation inputs	不適用 N/A	不適用 N/A	不適用 N/A
					流動性折扣 Discount for lack of marketability	折扣越高，公平值則越低 The higher the discount, the lower the fair value	折扣增加/減少5%可導致公平值減少/增加3,229,456港元 5% increase/decrease in discount would result in decrease/increase in fair value by HK\$3,229,456

42. 金融工具 (續)**(c) 金融工具的公平值計量 (續)**

本集團以經常性基準按公平值計量的金融資產的公平值 (續)

公平值計量根據公平值計量的輸入數據可觀察程度及公平值計量的輸入數據對其整體的重要性分類為第一級、第二級或第三級，詳情如下：

- (i) 第一級輸入數據是實體於計量日期可以取得的相同資產或負債於活躍市場之報價 (未經調整)；
- (ii) 第二級輸入數據是就資產或負債直接或間接地可觀察之輸入數據 (第一級內包括的報價除外)；及
- (iii) 第三級輸入數據是資產或負債的不可觀察輸入數據。

於本年度及過往年度，第一級、第二級及第三級之間並無任何轉撥。

本公司董事認為，於綜合財務報表按攤銷成本入賬的其他金融資產及金融負債 (附註31所披露的優先票據除外) 的賬面值與彼等的公平值相若。

金融資產及金融負債的公平值乃根據公認定價模式，按照貼現現金流量分析釐定。

42. FINANCIAL INSTRUMENTS (CONTINUED)**(c) Fair value measurements of financial instruments (Continued)**

Fair value of the Group's financial assets that are measured at fair value on a recurring basis (Continued)

Fair value measurements are categorised into Level 1, 2, or 3 based on the degree to which the inputs to the fair value measurements are observable and the significance of the inputs to the fair value measurement in its entirety, which are described as follows:

- (i) Level 1 inputs are quoted prices (unadjusted) in active markets for identical assets or liabilities that the entity can access at the measurement date;
- (ii) Level 2 inputs are inputs, other than quoted prices included within Level 1, that are observable for the asset or liability, either directly or indirectly;
- (iii) Level 3 inputs are unobservable inputs for the asset or liability.

There were no transfers among Level 1, 2 and 3 in the current and prior years.

The directors of the Company consider that the carrying amounts of other financial assets and financial liabilities (except for senior notes as disclosed in note 31) recorded at amortised cost in the consolidated financial statements approximate to their fair values.

The fair values of financial assets and financial liabilities have been determined in accordance with generally accepted pricing models based on the discounted cash flow analysis.

43. 融資活動的負債對賬

下表詳列本集團融資活動的負債變動，包括現金及非現金變動。融資活動產生的負債乃指其現金流量或未來現金流量於本集團綜合現金流量表中分類為融資活動現金流量的負債。

43. RECONCILIATION OF LIABILITIES ARISING FROM FINANCING ACTIVITIES

The table below details changes in the Group's liabilities arising from financing activities, including both cash and non-cash changes. Liabilities arising from financing activities are those for which cash flows were, or future cash flows will be, classified in the Group's consolidated statement of cash flows as cash flows from financing activities.

	應付利息 Interest payable 千港元 HK\$'000	應付股息 Dividend payable 千港元 HK\$'000	應付聯營 公司款項 Amounts due to associates		應付中層控股 公司款項 Amounts due to intermediate holding company		應付合營 公司款項 Amounts due to joint ventures		應付非控股 股東款項 Amounts due to non-controlling shareholders		應付同系附屬 公司款項 Amounts due to fellow subsidiaries		銀行及 其他借貸 Bank and other borrowings		優先票據 Senior notes		租賃負債 Lease liabilities		總計 Total 千港元 HK\$'000	
			千港元 HK\$'000	千港元 HK\$'000	千港元 HK\$'000	千港元 HK\$'000	千港元 HK\$'000	千港元 HK\$'000	千港元 HK\$'000	千港元 HK\$'000	千港元 HK\$'000	千港元 HK\$'000	千港元 HK\$'000	千港元 HK\$'000	千港元 HK\$'000	千港元 HK\$'000	千港元 HK\$'000	千港元 HK\$'000		千港元 HK\$'000
於二零二零年一月一日(重列)	-	-	6,799	5,027,140	559,209	231,874	279,929	2,316,808	5,545,404	381,167	14,321,130									
融資現金流量(附註)	(116,799)	(1,973,347)	(6,851)	(2,567,969)	(277,767)	(1,184,738)	29,862	478,994	(280,971)	(107,235)	(5,986,841)									
已確認融資成本	116,799	-	-	51,666	3,584	-	-	-	-	-	449,420									
已宣派股息	-	1,973,347	-	-	-	1,432,140	-	-	-	-	-									
轉讓	-	-	-	-	-	41,258	-	-	-	-	-									
外匯換算	-	-	52	-	20,442	70,463	19,298	51,331	(9,740)	25,812	177,658									
於二零二零年十二月三十一日	-	-	-	2,510,837	304,448	590,997	323,089	2,846,933	5,535,664	318,476	12,400,444									

截至二〇一九年十二月三十一日止年度

For the year ended 31st December, 2020

43. 融資活動的負債對賬 (續)

43. RECONCILIATION OF LIABILITIES ARISING FROM FINANCING ACTIVITIES (CONTINUED)

	應付利息	應付股息	應付聯營 公司款項	應付中間控股 公司款項	應付合營 公司款項	應付非控股 股東款項	應付同系附屬 公司款項	銀行及 其他借貸	優先票據	租賃負債	總計
	Amount	Amount	Amount	Amount	Amount	Amount	Amount	Amount	Amount	Amount	Amount
	Interest payable	Dividend payable	Amounts due to associates	Amounts due to an intermediate holding company	Amounts due to joint ventures	Amount due to non-controlling shareholders	Amounts due to fellow subsidiaries	Bank and other borrowings	Senior notes	Lease liabilities	Total
	千港元	千港元	千港元	千港元	千港元	千港元	千港元	千港元	千港元	千港元	千港元
	HK\$ '000	HK\$ '000	HK\$ '000	HK\$ '000	HK\$ '000	HK\$ '000	HK\$ '000	HK\$ '000	HK\$ '000	HK\$ '000	HK\$ '000
於二零一九年一月一日(重列)	-	-	43,957	3,501,781	350,677	253,554	-	2,886,343	5,823,508	466,430	13,326,250
融資現金流量(附註)	(144,428)	(1,677,234)	(36,197)	1,435,935	209,659	(538,814)	280,048	(571,782)	(651,027)	(134,249)	(1,748,009)
已確認融資成本	144,428	-	-	88,364	6,619	-	-	-	274,039	15,730	530,240
已宣派股息	-	1,677,234	-	-	-	543,458	-	-	-	-	2,220,692
轉讓	-	-	-	-	-	-	-	-	-	21,689	21,689
外匯換算	-	-	(961)	-	(8,746)	(6,324)	(6,119)	2,027	(1,116)	(8,503)	(29,742)
於二零一九年十二月三十一日(重列)	-	-	6,799	5,027,140	558,209	231,874	273,929	2,316,608	5,545,404	361,167	14,321,130

附註：應付合營公司款項、應付非控股股東款項、銀行及其他借貸及優先票據的現金流量構成綜合現金流量表中借貸所得款項淨額及償還借貸。

Note: The cash flows from amounts due to joint ventures, amounts due to non-controlling shareholders, bank and other borrowings and senior notes make up the net amount of proceeds from borrowings and repayments of borrowings in the consolidated statement of cash flows.

44. 本公司的財務狀況表

44. STATEMENT OF FINANCIAL POSITION OF THE COMPANY

		二零二零年 十二月三十一日 31st December, 2020 千港元 HK\$'000	二零一九年 十二月三十一日 31st December, 2019 千港元 HK\$'000	二零一九年 一月一日 1st January, 2019 千港元 HK\$'000
非流動資產	Non-current assets			
物業、廠房及設備	Property, plant and equipment	667	826	986
於附屬公司的非上市投資	Unlisted investments in subsidiaries	13,850,031	13,850,031	13,850,031
應收附屬公司款項	Amounts due from subsidiaries	10,953,197	11,801,474	11,955,425
使用權資產	Right-of-use assets	7,247	3,247	–
		24,811,142	25,655,578	25,806,442
流動資產	Current assets			
其他應收款	Other receivables	1,987,430	244,914	215,994
應收附屬公司款項	Amounts due from subsidiaries	1,162,510	2,126,962	602,976
銀行結餘及現金	Bank balances and cash	411,017	250,442	142,739
		3,560,957	2,622,318	961,709
流動負債	Current liabilities			
其他應付款及應計費用	Other payables and accrued charges	362,400	351,653	297,426
應付附屬公司款項	Amounts due to subsidiaries	333,552	385,674	387,788
附屬公司提供的貸款	Loan from a subsidiary	576,348	1,182,934	934,269
應付中間控股公司款項	Amounts due to an intermediate holding company	2,510,837	5,027,087	3,501,781
租賃負債	Lease liabilities	4,237	3,305	–
銀行借貸	Bank borrowings	2,230,000	2,020,000	2,610,000
		6,017,374	8,970,653	7,731,264
流動負債淨值	Net current liabilities	(2,456,417)	(6,348,335)	(6,769,555)
		22,354,725	19,307,243	19,036,887
資本及儲備	Capital and reserves			
股本	Share capital	231,401	222,401	222,401
儲備	Reserves	16,584,370	13,539,438	12,990,978
		16,815,771	13,761,839	13,213,379
非流動負債	Non-current liabilities			
優先票據	Senior notes	5,535,664	5,545,404	5,823,508
租賃負債	Lease liabilities	3,290	–	–
		5,538,954	5,545,404	5,823,508
		22,354,725	19,307,243	19,036,887

44. 本公司的財務狀況表(續)

本公司儲備變動：

44. STATEMENT OF FINANCIAL POSITION OF THE COMPANY (CONTINUED)

Movements in the Company's reserves:

		股份溢價	繳入盈餘	為獎勵計劃 持有之股份 Shares held for incentive award scheme	匯兌儲備	保留溢利	合計
		Share premium	Contributed surplus		Translation reserve	Retained profits	Total
於二零一九年一月一日	At 1st January, 2019	6,378,643	7,388,600	(166,250)	(691,862)	81,847	12,990,978
年內溢利及全面收益總額	Profit and total comprehensive income for the year	-	-	-	-	2,225,694	2,225,694
已付股息	Dividends paid	-	-	-	-	(1,677,234)	(1,677,234)
於二零一九年十二月三十一日	At 31st December, 2019	6,378,643	7,388,600	(166,250)	(691,862)	630,307	13,539,438
年內溢利及全面收益總額	Profit and total comprehensive income for the year	-	-	-	-	1,358,334	1,358,334
供股發行	Rights issue	3,659,945	-	-	-	-	3,659,945
已付股息	Dividends paid	-	-	-	-	(1,973,347)	(1,973,347)
於二零二零年十二月三十一日	At 31st December, 2020	10,038,588	7,388,600	(166,250)	(691,862)	15,294	16,584,370

綜合財務報表附註

Notes to the Consolidated Financial Statements

截至二零二零年十二月三十一日止年度 For the year ended 31st December, 2020

45. 主要附屬公司資料

主要附屬公司的一般資料

於報告期末，本集團主要附屬公司的資料載列如下。

45. PARTICULARS OF PRINCIPAL SUBSIDIARIES

General information of principal subsidiaries

Details of the Group's principal subsidiaries at the end of the reporting period are set out below.

公司名稱 Name of company	註冊成立／成立地點 Place of incorporation/ establishment	已發行及繳足股本／ 註冊資本 Issued and fully paid share/ registered capital	本集團應佔股權 Attributable equity interest of the Group		主要業務 Principal activities
			二零二零年 2020 %	二零一九年 2019 % (重列) (Restated)	
華潤燃氣有限公司 China Resources Gas Limited	英屬處女群島 British Virgin Islands	普通股4美元 Ordinary US\$4	100	100	投資控股 Investment holding
AEI China Gas Limited	開曼群島 Cayman Islands	普通股1,000美元 Ordinary US\$1,000	100	100	投資控股 Investment holding
秦皇島華潤燃氣有限公司 ¹	中國 PRC	人民幣785,000,000元 RMB785,000,000	66.43	37.45	銷售液化氣及接駁輸氣管道 Sale of liquefied gas and connection of gas pipelines
內江華潤燃氣有限公司 ^{1,4}	中國 PRC	人民幣129,068,800元 RMB129,068,800	51	51	銷售液化氣及接駁輸氣管道 Sale of liquefied gas and connection of gas pipelines
南京華潤燃氣有限公司 ¹	中國 PRC	人民幣50,000,000元 RMB50,000,000	80.4	80.4	銷售液化氣及接駁輸氣管道 Sale of liquefied gas
蘇州華潤燃氣有限公司 ¹	中國 PRC	15,000,000美元 US\$15,000,000	70	70	銷售液化氣及接駁輸氣管道 Sale of liquefied gas and connection of gas pipelines
富陽華潤燃氣有限公司 ^{1,2}	中國 PRC	16,000,000美元 US\$16,000,000	50	50	銷售液化氣及接駁輸氣管道 Sale of liquefied gas and connection of gas pipelines

45. 主要附屬公司資料 (續)

45. PARTICULARS OF PRINCIPAL SUBSIDIARIES (CONTINUED)

主要附屬公司的一般資料 (續)

General information of principal subsidiaries (Continued)

公司名稱 Name of company	註冊成立／成立地點 Place of incorporation/ establishment	已發行及繳足股本／ 註冊資本 Issued and fully paid share/ registered capital	本集團應佔股權 Attributable equity interest of the Group		主要業務 Principal activities
			二零二零年 2020 %	二零一九年 2019 % (重列) (Restated)	
臨海華潤燃氣有限公司 ³	中國 PRC	4,000,000美元 US\$4,000,000	100	100	銷售液化氣及接駁輸氣管道 Sale of liquefied gas and connection of gas pipelines
淮北華潤燃氣有限公司 ¹	中國 PRC	11,000,000美元 US\$11,000,000	57.11	57.11	銷售液化氣及接駁輸氣管道 Sale of liquefied gas and connection of gas pipelines
大同華潤燃氣有限公司 ¹	中國 PRC	人民幣94,000,000元 RMB94,000,000	75	75	銷售液化氣及接駁輸氣管道 Sale of liquefied gas and connection of gas pipelines
陽泉華潤燃氣有限公司 ¹	中國 PRC	人民幣50,000,000元 RMB50,000,000	75	75	銷售液化氣及接駁輸氣管道 Sale of liquefied gas and connection of gas pipelines
襄陽華潤燃氣有限公司 ¹	中國 PRC	人民幣70,000,000元 RMB70,000,000	71.43	71.43	銷售液化氣及接駁輸氣管道 Sale of liquefied gas and connection of gas pipelines
宜城華潤燃氣有限公司 ³	中國 PRC	人民幣10,000,000元 RMB10,000,000	100	100	銷售液化氣及接駁輸氣管道 Sale of liquefied gas and connection of gas pipelines

綜合財務報表附註

Notes to the Consolidated Financial Statements

截至二零二零年十二月三十一日止年度 For the year ended 31st December, 2020

45. 主要附屬公司資料 (續)

45. PARTICULARS OF PRINCIPAL SUBSIDIARIES (CONTINUED)

主要附屬公司的一般資料 (續)

General information of principal subsidiaries (Continued)

公司名稱 Name of company	註冊成立／成立地點 Place of incorporation/ establishment	已發行及繳足股本／ 註冊資本 Issued and fully paid share/ registered capital	本集團應佔股權 Attributable equity interest of the Group		主要業務 Principal activities
			二零二零年 2020 %	二零一九年 2019 % (重列) (Restated)	
潛江華潤燃氣有限公司 ³	中國 PRC	人民幣10,000,000元 RMB10,000,000	100	100	銷售液化氣及接駁輸氣管道 Sale of liquefied gas and connection of gas pipelines
武漢華潤燃氣有限公司 ¹	中國 PRC	人民幣51,300,000元 RMB51,300,000	51	51	銷售液化氣及接駁輸氣管道 Sale of liquefied gas and connection of gas pipelines
啟東華潤燃氣有限公司 ³	中國 PRC	7,788,900美元 US\$7,788,900	100	100	銷售液化氣及接駁輸氣管道 Sale of liquefied gas and connection of gas pipelines
什邡華潤燃氣有限公司 ¹	中國 PRC	人民幣29,890,600元 RMB29,890,600	51	51	銷售液化氣及接駁輸氣管道 Sale of liquefied gas and connection of gas pipelines
滕州華潤燃氣有限公司 ¹	中國 PRC	人民幣80,000,000元 RMB80,000,000	70	70	銷售液化氣及接駁輸氣管道 Sale of liquefied gas and connection of gas pipelines
谷城華潤燃氣有限公司 ³	中國 PRC	人民幣5,000,000元 RMB5,000,000	100	100	銷售液化氣及接駁輸氣管道 Sale of liquefied gas and connection of gas pipelines

45. 主要附屬公司資料 (續)

45. PARTICULARS OF PRINCIPAL SUBSIDIARIES (CONTINUED)

主要附屬公司的一般資料 (續)

General information of principal subsidiaries (Continued)

公司名稱 Name of company	註冊成立／成立地點 Place of incorporation/ establishment	已發行及繳足股本／ 註冊資本 Issued and fully paid share/ registered capital	本集團應佔股權 Attributable equity interest of the Group		主要業務 Principal activities
			二零二零年 2020 %	二零一九年 2019 % (重列) (Restated)	
寧波杭州灣華潤燃氣有限公司 ^{1,5}	中國 PRC	人民幣50,000,000元 RMB50,000,000	51	100	銷售液化氣及接駁輸氣管道 Sale of liquefied gas and connection of gas pipelines
鄭州華潤燃氣有限公司 ¹	中國 PRC	人民幣950,000,000元 RMB950,000,000	80	80	銷售液化氣及接駁輸氣管道 Sale of liquefied gas and connection of gas pipelines
南京華潤燃氣有限公司 ¹	中國 PRC	人民幣665,700,000元 RMB665,700,000	70	70	銷售液化氣及接駁輸氣管道 Sale of liquefied gas and connection of gas pipelines
無錫華潤燃氣有限公司 ^{1,4}	中國 PRC	29,980,000美元 US\$29,980,000	50	50	銷售液化氣及接駁輸氣管道 Sale of liquefied gas and connection of gas pipelines
濟寧華潤燃氣有限公司 ^{1,4}	中國 PRC	人民幣286,582,858元 RMB286,582,858	51	51	銷售液化氣及接駁輸氣管道 Sale of liquefied gas and connection of gas pipelines
彭州華潤燃氣有限公司 ¹	中國 PRC	人民幣50,000,000元 RMB50,000,000	95.95	95.95	銷售液化氣及接駁輸氣管道 Sale of liquefied gas and connection of gas pipelines

45. 主要附屬公司資料 (續)

45. PARTICULARS OF PRINCIPAL SUBSIDIARIES (CONTINUED)

主要附屬公司的一般資料 (續)

General information of principal subsidiaries (Continued)

公司名稱 Name of company	註冊成立／成立地點 Place of incorporation/ establishment	已發行及繳足股本／ 註冊資本 Issued and fully paid share/ registered capital	本集團應佔股權 Attributable equity interest of the Group		主要業務 Principal activities
			二零二零年 2020 %	二零一九年 2019 % (重列) (Restated)	
長興華潤燃氣有限公司 ¹	中國 PRC	人民幣55,000,000元 RMB55,000,000	70	70	銷售液化氣及接駁輸氣管道 Sale of liquefied gas and connection of gas pipelines
長治華潤燃氣有限公司 ¹	中國 PRC	人民幣300,190,000元 RMB300,190,000	55	55	銷售液化氣及接駁輸氣管道 Sale of liquefied gas and connection of gas pipelines
武鋼華潤燃氣(武漢)有限公司 ^{1,2}	中國 PRC	人民幣300,000,000元 RMB300,000,000	50	50	銷售液化氣及接駁輸氣管道 Sale of liquefied gas and connection of gas pipelines
安陽華潤燃氣有限公司 ¹	中國 PRC	人民幣258,686,100元 RMB258,686,100	65	65	銷售液化氣及接駁輸氣管道 Sale of liquefied gas and connection of gas pipelines
景德鎮華潤燃氣有限公司 ¹	中國 PRC	人民幣252,000,000元 RMB252,000,000	65	65	銷售液化氣及接駁輸氣管道 Sale of liquefied gas and connection of gas pipelines
鎮江華潤燃氣有限公司 ^{1,4}	中國 PRC	人民幣150,000,000元 RMB150,000,000	51	51	銷售液化氣及接駁輸氣管道 Sale of liquefied gas and connection of gas pipelines

45. 主要附屬公司資料 (續)

45. PARTICULARS OF PRINCIPAL SUBSIDIARIES (CONTINUED)

主要附屬公司的一般資料 (續)

General information of principal subsidiaries (Continued)

公司名稱 Name of company	註冊成立／成立地點 Place of incorporation/ establishment	已發行及繳足股本／ 註冊資本 Issued and fully paid share/ registered capital	本集團應佔股權 Attributable equity interest of the Group		主要業務 Principal activities
			二零二零年 2020 %	二零一九年 2019 % (重列) (Restated)	
寧海華潤燃氣有限公司 ^{1,5}	中國 PRC	6,250,000美元 US\$6,250,000	29	80	銷售液化氣及接駁輸氣管道 Sale of liquefied gas and connection of gas pipelines
慈溪華潤燃氣有限公司 ^{1,5}	中國 PRC	人民幣31,015,400元 RMB31,015,400	51.91	65.91	銷售液化氣及接駁輸氣管道 Sale of liquefied gas and connection of gas pipelines
宜賓華潤燃氣有限公司 ^{1,4}	中國 PRC	人民幣150,000,000元 RMB150,000,000	49	–	銷售液化氣及接駁輸氣管道 Sale of liquefied gas and connection of gas pipelines
中山華潤燃氣有限公司 ^{1,2}	中國 PRC	人民幣252,000,000元 RMB252,000,000	55	–	銷售液化氣及接駁輸氣管道 Sale of liquefied gas and connection of gas pipelines

45. 主要附屬公司資料 (續)

主要附屬公司的一般資料 (續)

- 1 該等公司在中國以中外合資企業的形式成立。
- 2 由於本集團可提名50%以上的董事人選，故本集團現時有權指導該附屬公司的相關活動。因此，該公司被視為本集團的附屬公司。
- 3 該等公司在中國以外商獨資企業的形式成立。
- 4 由於在本集團簽訂的備忘錄中另一名股東將同意本集團對該附屬公司的經營、投資及融資業務所作的決策，且另一名股東將同意委任由本集團提名的全部高級管理層，故本集團有權指導該附屬公司的相關活動。因此，該公司入賬列作本集團的附屬公司。
- 5 該等公司於二零二零年部分出售予一名獨立第三方。

除華潤燃氣有限公司由本公司直接擁有外，所有其他上述主要附屬公司均由本公司間接持有，並主要在註冊成立／成立地點經營業務。

於二零二零年及二零一九年十二月三十一日或年內任何時間，各附屬公司概無任何未償還債券。

本公司董事認為，上表所列的本集團附屬公司對本集團的業績或資產與負債有重大影響。本公司董事認為，載列其他附屬公司的詳情將令本報告過於冗長。

45. PARTICULARS OF PRINCIPAL SUBSIDIARIES (CONTINUED)

General information of principal subsidiaries (Continued)

- 1 These companies were established in the PRC in the form of Sino-foreign equity joint venture enterprise.
- 2 The Group has existing rights that give it the current ability to direct the relevant activities of the subsidiary as the Group is able to nominate over 50% of the board of directors. Accordingly, the company is regarded a subsidiary of the Group.
- 3 These companies were established in the PRC in the form of wholly-foreign-owned enterprises.
- 4 The Group has rights to direct the relevant activities of the subsidiary as the Group signed a memorandum in which the other shareholder would agree with the Group's decisions on operating, investment and financing activities of the subsidiary, and the other shareholder would agree the appointment of the entire senior management nominated by the Group. Accordingly, the company is accounted for as a subsidiary of the Group.
- 5 These companies were partly disposed to an independent third party in 2020.

Except for China Resources Gas Limited which is directly held by the Company, all the above principal subsidiaries are indirectly held by the Company and operate principally in their places of incorporation/establishment.

None of the subsidiaries had any debt securities outstanding at 31st December, 2020 and 2019 or at any time during the year.

The above table lists the subsidiaries of the Group which, in the opinion of the directors of the Company, principally affected the results or assets and liabilities of the Group. To give details of other subsidiaries would, in the opinion of the directors of the Company, result in particulars of excessive length.

45. 主要附屬公司資料(續)

擁有重大非控股權益的非全資附屬公司的詳情

下表列示擁有重大非控股權益的本集團非全資附屬公司詳情：

45. PARTICULARS OF PRINCIPAL SUBSIDIARIES (CONTINUED)

Details of non-wholly-owned subsidiaries that have material non-controlling interests

The table below shows details of non-wholly-owned subsidiaries of the Group that have material non-controlling interests:

公司名稱 Name of company	註冊成立及主要營業地點 Place of incorporation and principal place of business	非控股權益所持擁有權權益比例 Proportion of ownership interests held by non-controlling interests		分配予非控股權益的溢利 Profit allocated to non-controlling interests		累計非控股權益 Accumulated non-controlling interests	
		二零二零年 2020	二零一九年 2019	二零二零年 2020	二零一九年 2019	二零二零年 2020	二零一九年 2019
		%	%	千港元 HK\$' 000	千港元 HK\$' 000	千港元 HK\$' 000	千港元 HK\$' 000
秦皇島華潤燃氣有限公司	中國 PRC	33.57	62.55	10,896	30,224	277,068	465,432
蘇州華潤燃氣有限公司	中國 PRC	30	30	36,552	35,519	113,149	133,671
富陽華潤燃氣有限公司	中國 PRC	50	50	26,228	23,157	153,080	150,751
襄陽華潤燃氣有限公司	中國 PRC	28.57	28.57	17,236	23,654	117,037	110,160
武漢華潤燃氣有限公司	中國 PRC	49	49	33,253	67,030	320,095	212,074
南京華潤燃氣有限公司	中國 PRC	30	30	26,238	22,498	370,876	334,211
無錫華潤燃氣有限公司	中國 PRC	50	50	228,551	220,185	1,478,391	1,381,587
淮北華潤燃氣有限公司	中國 PRC	42.89	42.89	33,504	38,202	186,461	172,356
長治華潤燃氣有限公司	中國 PRC	45	45	9,362	18,145	187,232	178,566

45. 主要附屬公司資料 (續)

擁有重大非控股權益的非全資附屬公司的詳情 (續)

45. PARTICULARS OF PRINCIPAL SUBSIDIARIES (CONTINUED)

Details of non-wholly-owned subsidiaries that have material non-controlling interests (Continued)

公司名稱 Name of company	註冊成立及主要營業地點 Place of incorporation and principal place of business	非控股權益所持擁有權權益比例 Proportion of ownership interests held by non-controlling interests		分配予非控股權益的溢利 Profit allocated to non-controlling interests		累計非控股權益 Accumulated non-controlling interests	
		二零二零年 2020	二零一九年 2019	二零二零年 2020	二零一九年 2019	二零二零年 2020	二零一九年 2019
		%	%	千港元 HK\$'000	千港元 HK\$'000	千港元 HK\$'000	千港元 HK\$'000
武鋼華潤燃氣(武漢)有限公司	中國 PRC	50	50	18,462	13,734	218,838	196,479
鄭州華潤燃氣有限公司	中國 PRC	20	20	233,226	222,987	1,040,135	1,180,608
安陽華潤燃氣有限公司	中國 PRC	35	35	31,644	36,264	351,360	297,844
景德鎮華潤燃氣有限公司	中國 PRC	35	35	4,038	1,307	147,476	134,912
濟寧華潤燃氣有限公司	中國 PRC	49	49	34,524	61,761	332,816	408,370
鎮江華潤燃氣有限公司	中國 PRC	49	49	136,196	166,011	720,411	590,415
宜賓華潤燃氣有限公司	中國 PRC	51	–	31,338	–	296,982	–
中山華潤燃氣有限公司	中國 PRC	45	–	107,582	–	318,616	–
擁有非控股權益的個別非重大附屬公司 Individually immaterial subsidiaries with non-controlling interests						3,964,049	3,079,342
						10,594,072	9,026,778

45. 主要附屬公司資料 (續)

45. PARTICULARS OF PRINCIPAL SUBSIDIARIES (CONTINUED)

有關擁有重大非控股權益的本集團各附屬公司的財務資料概要載列如下。以下財務資料概要為集團內公司間抵銷前的金額。

Summarised financial information in respect of each of the Group's subsidiaries that has material non-controlling interests is set out below. The summarised financial information below represents amounts before intragroup eliminations.

	聚星華源燃氣有限公司		蘇州華源燃氣有限公司		高麗華源燃氣有限公司		東麗華源燃氣有限公司		武漢華源燃氣有限公司		南京華源燃氣有限公司		集錦華源燃氣有限公司		港北華源燃氣有限公司	
	二零二零年	二零一九年	二零二零年	二零一九年	二零二零年	二零一九年	二零二零年	二零一九年	二零二零年	二零一九年	二零二零年	二零一九年	二零二零年	二零一九年	二零二零年	二零一九年
	千港元	千港元	千港元	千港元	千港元	千港元	千港元	千港元	千港元	千港元	千港元	千港元	千港元	千港元	千港元	千港元
	HKS'000	HKS'000	HKS'000	HKS'000	HKS'000	HKS'000	HKS'000	HKS'000	HKS'000	HKS'000	HKS'000	HKS'000	HKS'000	HKS'000	HKS'000	HKS'000
流動資產	523,663	548,474	375,579	371,327	193,186	152,634	472,667	305,188	546,059	504,498	404,490	374,453	2,553,583	2,011,428	282,785	292,606
非流動資產	729,927	647,595	434,964	355,387	292,720	258,579	593,456	524,256	1,128,761	764,396	1,287,741	1,169,536	2,602,513	2,360,154	455,269	414,608
流動負債	(428,246)	(456,340)	(393,219)	(243,402)	(179,746)	(109,617)	(626,559)	(443,864)	(971,877)	(833,253)	(455,609)	(429,607)	(2,120,631)	(1,535,141)	(303,311)	(305,358)
非流動負債	-	-	(40,160)	(37,742)	-	(94)	(29,945)	-	(51,668)	(2,837)	(368)	(346)	(78,663)	(73,267)	-	-
本公司擁有人應佔股本	548,276	274,297	264,015	311,899	153,080	150,751	292,612	275,420	333,160	220,730	865,378	779,825	1,478,391	1,381,587	248,282	229,500
非控股權益	277,068	465,432	113,149	133,671	153,080	150,751	117,037	110,160	320,095	212,074	370,276	334,211	1,478,391	1,381,587	186,461	172,356
收入	1,181,946	1,133,707	799,764	905,303	657,127	665,470	1,091,292	1,095,895	1,217,566	1,522,545	1,018,227	1,601,758	3,905,791	4,219,897	749,149	792,839
開支	(1,149,188)	(1,085,388)	(677,925)	(786,908)	(604,671)	(619,155)	(1,030,962)	(1,013,201)	(1,148,703)	(1,385,748)	(930,766)	(1,526,764)	(3,448,688)	(3,779,527)	(671,033)	(703,768)
年內溢利	32,458	48,319	121,839	118,395	52,456	46,315	60,330	82,794	67,863	136,797	87,461	74,984	457,102	440,370	78,116	89,071
本公司擁有人應佔溢利																
非控股權益應佔溢利	21,562	16,095	65,287	82,876	26,228	23,158	43,094	59,140	34,610	69,767	61,223	52,496	228,551	220,185	44,612	50,869
年內溢利	10,896	30,224	36,552	35,519	26,228	23,157	17,236	23,654	33,253	67,030	26,238	22,498	228,551	220,185	33,504	39,202
本公司擁有人應佔溢利	32,458	48,319	121,839	118,395	52,456	46,315	60,330	82,794	67,863	136,797	87,461	74,984	457,102	440,370	78,116	89,071

45. PARTICULARS OF PRINCIPAL SUBSIDIARIES
(CONTINUED)

45. 主要附屬公司資料 (續)

	義興華源燃氣有限公司		蘇州華源燃氣有限公司		高麗華源燃氣有限公司		東亞華源燃氣有限公司		武漢華源燃氣有限公司		南京華源燃氣有限公司		集慶華源燃氣有限公司		淮北華源燃氣有限公司	
	二零一九年 2019 千港元 HK\$ '000	二零二零年 2020 千港元 HK\$ '000	二零一九年 2019 千港元 HK\$ '000	二零二零年 2020 千港元 HK\$ '000	二零一九年 2019 千港元 HK\$ '000	二零二零年 2020 千港元 HK\$ '000	二零一九年 2019 千港元 HK\$ '000	二零二零年 2020 千港元 HK\$ '000	二零一九年 2019 千港元 HK\$ '000	二零二零年 2020 千港元 HK\$ '000	二零一九年 2019 千港元 HK\$ '000	二零二零年 2020 千港元 HK\$ '000	二零一九年 2019 千港元 HK\$ '000	二零二零年 2020 千港元 HK\$ '000	二零一九年 2019 千港元 HK\$ '000	二零二零年 2020 千港元 HK\$ '000
本公司擁有人應佔																
全面收益總額	21,562	16,095	82,876	26,228	23,158	43,094	59,140	61,223	52,486	228,551	220,185	44,612	50,869			
非控股權益應佔	10,886	30,224	36,552	26,228	23,157	17,236	23,654	26,238	22,488	228,551	220,185	33,504	39,202			
全面收益總額	32,458	46,319	118,395	52,456	46,315	60,330	82,794	87,461	74,984	457,102	440,370	78,116	89,071			
年內全面收益總額	-	-	(33,749)	(33,936)	-	(19,056)	(14,122)	(10,125)	(13,543)	(224,994)	(166,971)	(49,533)	(15,555)			
已付非控股權益股息																
經營業務所產生的現金	104,489	116,705	60,034	139,393	60,806	121,835	88,649	125,087	95,852	400,431	725,380	99,587	115,711			
流入/(流出)/淨額	(142,917)	(154,973)	45,268	(29,331)	(27,245)	(45,461)	(90,634)	(23,446)	(48,719)	(120,635)	(179,629)	9,820	(191,902)			
投資業務所產生的現金	(4,539)	1,388	(112,497)	(67,871)	(545)	(78,464)	(82,872)	(33,712)	(47,370)	(363)	(179,629)	(115,489)	(36,267)			
流入/(流出)/淨額	(42,965)	(36,880)	(7,195)	(42,191)	33,016	(2,090)	(84,857)	(42,808)	(7,514)	(279,433)	(386,122)	(7,082)	(112,458)			
現金流入/(流出)/淨額																

45. 主要附屬公司資料 (續)

45. PARTICULARS OF PRINCIPAL SUBSIDIARIES
(CONTINUED)

	長治華潤燃氣有限公司		武漢華潤燃氣(武漢)有限公司		鄭州華潤燃氣有限公司		安慶華潤燃氣有限公司		阜陽華潤燃氣有限公司		濟寧華潤燃氣有限公司		鎮江華潤燃氣有限公司		五峰華潤燃氣 中山華潤燃氣 有限公司	
	二零一九年	二零二零年	二零一九年	二零二零年	二零一九年	二零二零年	二零一九年	二零二零年	二零一九年	二零二零年	二零一九年	二零二零年	二零一九年	二零二零年	二零一九年	二零二零年
	千港元	千港元	千港元	千港元	千港元	千港元	千港元	千港元	千港元	千港元	千港元	千港元	千港元	千港元	千港元	千港元
	HK\$ '000	HK\$ '000	HK\$ '000	HK\$ '000	HK\$ '000	HK\$ '000	HK\$ '000	HK\$ '000	HK\$ '000	HK\$ '000	HK\$ '000	HK\$ '000	HK\$ '000	HK\$ '000	HK\$ '000	HK\$ '000
流動資產	471,430	468,072	312,130	232,673	8,858,683	9,191,185	646,427	480,307	307,101	150,403	1,019,967	801,827	888,433	785,316	340,215	634,315
非流動資產	399,929	368,255	340,058	317,726	4,209,847	3,834,758	1,620,613	1,278,614	627,099	558,495	952,494	837,267	1,324,281	1,210,671	892,034	567,736
流動負債	(118,648)	(439,514)	(111,049)	(157,441)	(7,589,588)	(7,103,628)	(1,284,115)	(914,265)	(508,141)	(319,857)	(1,289,455)	(805,686)	(808,427)	(746,202)	(640,126)	(462,440)
非流動負債	(336,640)	-	(103,463)	-	(268,268)	(19,276)	961	5,467	(3,699)	(3,577)	(3,789)	-	(34,061)	(44,856)	(9,805)	(11,575)
本公司擁有人應佔股本	228,839	218,247	218,838	196,479	4,160,539	4,722,431	652,526	553,139	273,884	250,552	346,401	425,038	749,815	614,514	285,336	389,420
非控股權益	167,232	178,566	218,838	196,479	1,040,135	1,180,608	351,360	297,844	147,476	134,912	332,816	408,370	720,411	590,415	296,982	318,616
收入	441,549	545,705	650,381	537,216	6,965,008	7,272,840	1,872,274	1,877,328	550,043	410,512	1,089,749	1,168,118	2,072,805	2,163,061	662,914	1,779,851
開支	(420,745)	(505,392)	(613,457)	(509,747)	(5,798,881)	(6,157,905)	(1,781,862)	(1,773,918)	(538,505)	(406,779)	(989,292)	(1,042,075)	(1,734,854)	(1,824,263)	(601,467)	(1,540,780)
年內溢利	20,804	40,323	36,924	27,469	1,166,127	1,114,935	90,412	103,610	11,538	3,733	70,457	128,043	277,951	338,798	61,447	239,071
本公司擁有人應佔溢利	11,442	22,178	18,462	13,735	932,901	891,948	88,768	67,346	7,500	2,426	35,833	64,282	141,755	172,787	30,109	131,469
非控股權益應佔溢利	9,362	18,145	18,462	13,734	233,226	222,987	31,644	36,264	4,038	1,307	34,524	61,761	136,196	166,011	31,338	107,582
年內溢利	20,804	40,323	36,924	27,469	1,166,127	1,114,935	90,412	103,610	11,538	3,733	70,457	128,043	277,951	338,798	61,447	239,071

45. 主要附屬公司資料 (續)

45. PARTICULARS OF PRINCIPAL SUBSIDIARIES
(CONTINUED)

	長治華源燃氣有限公司		益聯華源燃氣(武漢)有限公司		安慶華源燃氣有限公司		阜陽華源燃氣有限公司		濟寧華源燃氣有限公司		濟寧華源燃氣有限公司		橫江華源燃氣有限公司		五峰華源燃氣有限公司		中山華源燃氣有限公司			
	二零一九年	二零二零年	二零一九年	二零二零年	二零一九年	二零二零年	二零一九年	二零二零年	二零一九年	二零二零年	二零一九年	二零二零年	二零一九年	二零二零年	二零一九年	二零二零年	二零一九年	二零二零年		
	千港元	千港元	千港元	千港元	千港元	千港元	千港元	千港元	千港元	千港元	千港元	千港元	千港元	千港元	千港元	千港元	千港元	千港元		
	HK\$'000	HK\$'000	HK\$'000	HK\$'000	HK\$'000	HK\$'000	HK\$'000	HK\$'000	HK\$'000	HK\$'000	HK\$'000	HK\$'000	HK\$'000	HK\$'000	HK\$'000	HK\$'000	HK\$'000	HK\$'000		
本公司擁有人應佔																				
全面收益總額	22,178	11,442	13,735	530,648	893,103	58,768	57,149	7,500	2,426	35,833	64,282	141,755	172,787	30,109	131,469					
非控股權益應佔	18,145	9,382	13,734	132,682	223,276	31,644	30,773	4,038	1,307	34,524	61,761	138,196	166,011	31,338	107,582					
全面收益總額	40,323	20,804	27,469	663,310	1,116,379	90,412	87,922	11,538	3,733	70,457	126,043	277,951	338,798	61,447	239,071					
年內全面收益總額																				
已付非控股權益股息	(6,011)	(12,656)	(19,552)	(342,728)	(83,686)	(2,255)	(11,307)	-	-	(5,499)	(4,106)	(65,575)	(68,831)	(6,440)	(66,747)					
經營業務所產生的現金	90,174	89,889	62,556	415,680	1,393,149	387,800	37,656	27,850	50,925	(48,730)	(65,486)	255,659	211,921	31,289	126,894					
流入/(流出)/淨額																				
投資業務所產生的現金	(76,535)	(100,882)	(10,271)	1,355,823	(1,816,399)	(354,808)	(155,742)	(32,782)	(58,702)	(49,544)	51,956	(132,638)	(73,146)	(169,013)	(56,511)					
(流出)/流入/淨額																				
融資業務所產生的現金	(13,358)	(28,124)	(39,103)	(1,699,085)	(438,467)	(17,147)	105,696	1,337	9,280	90,906	(6,379)	(133,827)	(140,471)	3,361	(189,565)					
(流出)/流入/淨額																				
現金(流出)/流入淨額	281	(39,117)	13,182	72,418	(661,717)	15,645	(13,190)	(3,595)	1,503	(7,468)	(21,909)	(9,806)	(1,696)	(34,363)	(119,182)					
現金(流出)/流入淨額																				

46. 主要合營公司資料

46. PARTICULARS OF PRINCIPAL JOINT VENTURES

公司名稱 Name of company	成立地點 Place of establishment	註冊資本 Registered capital	本集團應佔股權 Attributable equity interest of the Group		主要業務 Principal activities
			二零二零年 2020 %	二零一九年 2019 % (重列) (Restated)	
寧波華潤興光燃氣有限公司*	中國 PRC	人民幣2,800,000,000元 RMB2,800,000,000	49	–	銷售液化氣及接駁輸氣管道 Sale of liquefied gas and connection of gas pipelines
瀘州華潤興瀘燃氣有限公司	中國 PRC	人民幣117,939,500元 RMB117,939,500	40	40	銷售液化氣及接駁輸氣管道 Sale of liquefied gas and connection of gas pipelines
青島能源華潤燃氣有限公司	中國 PRC	人民幣717,578,600元 RMB717,578,600	49	49	銷售液化氣及接駁輸氣管道 Sale of liquefied gas and connection of gas pipelines
淄博華潤燃氣有限公司	中國 PRC	人民幣194,541,000元 RMB194,541,000	51	51	銷售液化氣及接駁輸氣管道 Sale of liquefied gas and connection of gas pipelines
廈門華潤燃氣有限公司	中國 PRC	人民幣1,000,000,000元 RMB1,000,000,000	49	49	銷售液化氣及接駁輸氣管道 Sale of liquefied gas and connection of gas pipelines
昆山華潤城市燃氣有限公司	中國 PRC	人民幣148,000,000元 RMB148,000,000	50	50	銷售液化氣及接駁輸氣管道 Sale of liquefied gas and connection of gas pipelines
四川華潤萬通燃氣股份有限公司	中國 PRC	人民幣122,423,372元 RMB122,423,372	50	50	銷售液化氣及接駁輸氣管道 Sale of liquefied gas and connection of gas pipelines

46. 主要合營公司資料 (續)

46. PARTICULARS OF PRINCIPAL JOINT VENTURES (CONTINUED)

公司名稱 Name of company	成立地點 Place of establishment	註冊資本 Registered capital	本集團應佔股權 Attributable equity interest of the Group		主要業務 Principal activities
			二零二零年 2020 %	二零一九年 2019 % (重列) (Restated)	
南昌市燃氣集團有限公司	中國 PRC	人民幣100,000,000元 RMB100,000,000	49	49	銷售液化氣及接駁輸氣管道 Sale of liquefied gas and connection of gas pipelines
福州華潤燃氣有限公司	中國 PRC	人民幣488,376,000元 RMB488,376,000	49	49	銷售液化氣及接駁輸氣管道 Sale of liquefied gas and connection of gas pipelines
津燃華潤燃氣有限公司	中國 PRC	人民幣5,000,000,000元 RMB5,000,000,000	49	49	銷售液化氣及接駁輸氣管道 Sale of liquefied gas and connection of gas pipelines

* 該公司於二零二零年新成立。

* The company was newly set up in 2020.

由於相關業務的決策均需要本集團及合營公司的一致同意，故本集團可對該等公司行使共同控制權。故此，該等公司被視為本集團的合營公司。

The Group is able to exercise joint control over these companies of which the decisions about the relevant activities require the unanimous consent of the Group and the joint ventures. Accordingly, these companies are regarded as joint ventures of the Group.

本公司董事認為，上表所列的本集團合營公司對本集團年內的業績有重大影響或構成本集團資產淨值重大部分。本公司董事認為，載列其他合營公司的詳情將令本報告過於冗長。

The above table lists the joint ventures of the Group which, in the opinion of the directors of the Company, principally affected the results of the year or form a substantial portion of the net assets of the Group. To give details of other joint ventures would, in the opinion of the directors of the Company, result in particulars of excessive length.

47. 主要聯營公司資料

47. PARTICULARS OF PRINCIPAL ASSOCIATES

公司名稱 Name of company	成立地點 Place of establishment	註冊資本 Registered capital	合營公司／附屬公司 持有的股權 Equity interest held by the joint ventures/subsidiaries		本集團應佔股權 Attributable interest equity of the Group		主要業務 Principal activities
			二零二零年	二零一九年	二零二零年	二零一九年	
			2020	2019	2020	2019	
			%	%	%	%	
成都燃氣集團股份有限公司*	中國 PRC	人民幣800,000,000元 RMB800,000,000	32.40	32.40	32.40	32.40	銷售液化氣及接駁輸氣管道 Sale of liquefied gas and connection of gas pipelines
平頂山燃氣有限責任公司	中國 PRC	人民幣95,590,000元 RMB95,590,000	27.00	27.00	23.77	23.77	銷售天然氣、液化石油氣及燃氣器具及接駁輸氣管道 Sale of natural gas, LPG and gas appliances and connection of gas pipelines
重慶燃氣集團股份有限公司*	中國 PRC	人民幣1,556,000,000元 RMB1,556,000,000	22.49	22.49	22.49	22.49	銷售液化氣及接駁輸氣管道 Sale of liquefied gas and connection of gas pipelines
無錫洛社中石油昆侖燃氣有限公司	中國 PRC	人民幣40,000,000元 RMB40,000,000	49.00	49.00	24.50	24.50	銷售液化氣及接駁輸氣管道 Sale of liquefied gas and connection of gas pipelines
雲南中石化華潤發展車用能源有限公司	中國 PRC	人民幣40,000,000元 RMB40,000,000	36.00	36.00	36.00	36.00	銷售液化氣及接駁輸氣管道 Sale of liquefied gas and connection of gas pipelines
江西天然氣貴溪有限公司	中國 PRC	人民幣30,000,000元 RMB30,000,000	49.00	49.00	49.00	49.00	銷售天然氣及接駁輸氣管道 Sale of natural gas and connection of gas pipelines

* 該等公司之股份在上海證券交易所上市。

* These companies have listed their shares on the Shanghai Stock Exchange.

本公司董事認為，上表所列的本集團聯營公司對本集團的業績或資產與負債有重大影響。本公司董事認為，載列其他聯營公司的詳情將令本報告過於冗長。

The above table lists the associates of the Group which, in the opinion of the directors of the Company, principally affected the results or assets and liabilities of the Group. To give details of other associates would, in the opinion of the directors of the Company, result in particulars of excessive length.

財務概要 Financial Summary

業績

RESULTS

截至十二月三十一日止年度
Year ended 31st December,

		二零一六年 2016 千港元 HK\$' 000	二零一七年 2017 千港元 HK\$' 000	二零一八年 2018 千港元 HK\$' 000 (重列) (Restated)	二零一九年 2019 千港元 HK\$' 000 (重列) (Restated)	二零二零年 2020 千港元 HK\$' 000
收入	REVENUE	32,916,149	39,837,597	52,288,103	56,976,290	55,864,169
年內溢利	PROFIT FOR THE YEAR	4,437,808	4,910,867	5,861,417	6,499,743	6,711,888
應佔：	ATTRIBUTABLE TO:					
本公司擁有人	OWNERS OF THE COMPANY	3,289,399	3,653,994	4,450,101	5,043,477	5,151,292
非控股權益	NON-CONTROLLING INTERESTS	1,148,409	1,256,873	1,411,316	1,456,266	1,560,596
		4,437,808	4,910,867	5,861,417	6,499,743	6,711,888

資產及負債

ASSETS AND LIABILITIES

十二月三十一日
31st December,

		二零一六年 2016 千港元 HK\$' 000	二零一七年 2017 千港元 HK\$' 000	二零一八年 2018 千港元 HK\$' 000 (重列) (Restated)	二零一九年 2019 千港元 HK\$' 000 (重列) (Restated)	二零二零年 2020 千港元 HK\$' 000
資產總值	TOTAL ASSETS	59,675,118	68,763,804	74,903,377	81,824,020	93,870,809
負債總值	TOTAL LIABILITIES	(35,970,325)	(39,594,479)	(42,853,810)	(46,001,805)	(47,002,450)
股本總值	TOTAL EQUITY	23,704,793	29,169,325	32,049,567	35,822,215	46,868,359
應佔股本：	EQUITY ATTRIBUTABLE TO:					
本公司擁有人	OWNERS OF THE COMPANY	17,768,243	21,992,648	24,081,120	26,795,437	36,274,287
非控股權益	NON-CONTROLLING INTERESTS	5,936,550	7,176,677	7,968,447	9,026,778	10,594,072
股本總值	TOTAL EQUITY	23,704,793	29,169,325	32,049,567	35,822,215	46,868,359

董事會

執行董事

史寶峰先生(總裁)
葛彬先生(副主席)

非執行董事

王傳棟先生(主席)
陳鷹先生
王彥先生
溫雪飛女士
景世青先生

獨立非執行董事

黃得勝先生
俞漢度先生
楊玉川先生
胡曉勇先生

審核與風險管理委員會

俞漢度先生(主席)
王彥先生
黃得勝先生
溫雪飛女士
楊玉川先生

薪酬委員會

黃得勝先生(主席)
俞漢度先生
景世青先生
胡曉勇先生

提名委員會

王傳棟先生(主席)
黃得勝先生
俞漢度先生
景世青先生
楊玉川先生

BOARD OF DIRECTORS

Executive Directors

Mr. SHI Baofeng (*Chief Executive Officer*)
Mr. GE Bin (*Vice Chairman*)

Non-executive Directors

Mr. WANG Chuandong (*Chairman*)
Mr. CHEN Ying
Mr. WANG Yan
Madam WAN Suet Fei
Mr. JING Shiqing

Independent Non-executive Directors

Mr. WONG Tak Shing
Mr. YU Hon To, David
Mr. YANG Yuchuan
Mr. HU Xiaoyong

AUDIT AND RISK MANAGEMENT COMMITTEE

Mr. YU Hon To, David (*Chairman*)
Mr. WANG Yan
Mr. WONG Tak Shing
Madam WAN Suet Fei
Mr. YANG Yuchuan

REMUNERATION COMMITTEE

Mr. WONG Tak Shing (*Chairman*)
Mr. YU Hon To, David
Mr. JING Shiqing
Mr. HU Xiaoyong

NOMINATION COMMITTEE

Mr. WANG Chuandong (*Chairman*)
Mr. WONG Tak Shing
Mr. YU Hon To, David
Mr. JING Shiqing
Mr. YANG Yuchuan

公司資料

Corporate Information

投資委員會

王傳棟先生(主席)

陳鷹先生

黃得勝先生

INVESTMENT COMMITTEE

Mr. WANG Chuandong (*Chairman*)

Mr. CHEN Ying

Mr. WONG Tak Shing

企業管治委員會

史寶峰先生(主席)

黃得勝先生

楊玉川先生

CORPORATE GOVERNANCE COMMITTEE

Mr. SHI Baofeng (*Chairman*)

Mr. WONG Tak Shing

Mr. YANG Yuchuan

公司秘書

羅志力先生

COMPANY SECRETARY

Mr. LO Chi Lik Peter

註冊辦事處

Victoria place, 5th Floor

31 Victoria Street

Hamilton HM10

Bermuda

REGISTERED OFFICE

Victoria place, 5th Floor

31 Victoria Street

Hamilton HM10

Bermuda

主要營業地點

香港

灣仔

港灣道26號

華潤大廈

1901-02室

PRINCIPAL PLACE OF BUSINESS

Room 1901-02

China Resources Building

26 Harbour Road

Wanchai

Hong Kong

法律顧問

禮德齊伯禮律師行

LEGAL ADVISOR

Reed Smith Richards Butler

核數師

安永會計師事務所

AUDITOR

Messrs. Ernst & Young

主要股份過戶登記處

MUFG Fund Services (Bermuda) Limited

The Belvedere Building

69 Pitts Bay Road

Pembroke HM08

Bermuda

PRINCIPAL SHARE REGISTRAR AND TRANSFER OFFICE

MUFG Fund Services (Bermuda) Limited

The Belvedere Building

69 Pitts Bay Road

Pembroke HM08

Bermuda

香港股份過戶登記分處

卓佳秘書商務有限公司

香港

皇后大道東183號

合和中心54樓

HONG KONG BRANCH SHARE REGISTRAR AND TRANSFER OFFICE

Tricor Secretaries Limited

Level 54, Hopewell Centre

183 Queen's Road East

Hong Kong

華潤燃氣控股有限公司

China Resources Gas Group Limited

香港灣仔港灣道26號 Room 1901-02, China Resources Building,
華潤大廈1901-02室 26 Harbour Road, Wanchai, Hong Kong.
電話 Telephone : 2593 8200
傳真 Facsimile : 2598 8228
網址 Website : www.crcgas.com
電郵 Email : investor-relations@crgas.com.hk

